



US00D589738S

(12) **United States Design Patent**  
**Michler**

(10) **Patent No.:** **US D589,738 S**  
(45) **Date of Patent:** **\*\* Apr. 7, 2009**

(54) **COFFEE MACHINE**

(75) Inventor: **Nico Michler**, Munich (DE)

(73) Assignee: **WMF Wuerttembergische Metallwarenfabrik Aktiengesellschaft**, Geislingen (Streige) (DE)

(\*\*) Term: **14 Years**

(21) Appl. No.: **29/286,599**

(22) Filed: **May 11, 2007**

(30) **Foreign Application Priority Data**

Nov. 13, 2006 (WO) ..... DM/068 584

(51) **LOC (9) Cl.** ..... **07-01**

(52) **U.S. Cl.** ..... **D7/309**

(58) **Field of Classification Search** ..... D7/309-311,  
D7/306-308, 300, 397-399; 99/280, 286,  
99/305, 306, 295, 279, 299, 285; D20/1,  
D20/4; 222/108

See application file for complete search history.

(56) **References Cited**

**U.S. PATENT DOCUMENTS**

4,805,523 A \* 2/1989 Stuckey et al. .... 99/281  
D358,427 S \* 5/1995 Gobindram ..... D20/1  
RE37,173 E \* 5/2001 Jefferson et al. .... 99/299

D499,599 S \* 12/2004 Morrison ..... D7/309  
D514,865 S \* 2/2006 Steiner ..... D7/309  
D544,287 S \* 6/2007 Joss et al. .... D7/306  
D555,414 S \* 11/2007 Lin ..... D7/309

\* cited by examiner

*Primary Examiner*—Marianne Pandozzi

(74) *Attorney, Agent, or Firm*—Flynn, Thiel, Boutell & Tanis, P.C.

(57) **CLAIM**

I claim the ornamental design of the coffee machine, as shown and described.

**DESCRIPTION**

FIG. 1 is a front, left side isometric view of the coffee machine embodying my new design;

FIG. 2 is a front view of the coffee machine illustrated in FIG. 1, but without the coffee cup and the coffee filter that are shown in broken line in FIG. 1;


FIG. 3 is a rear view of the coffee machine;

FIG. 4 is a right side view of the coffee machine; and,

FIG. 5 is a left side view of the coffee machine.

The broken lines in the drawings are included for the purpose of illustration of a cup, filter and trademark, and form no part of the claimed design.

**1 Claim, 4 Drawing Sheets**



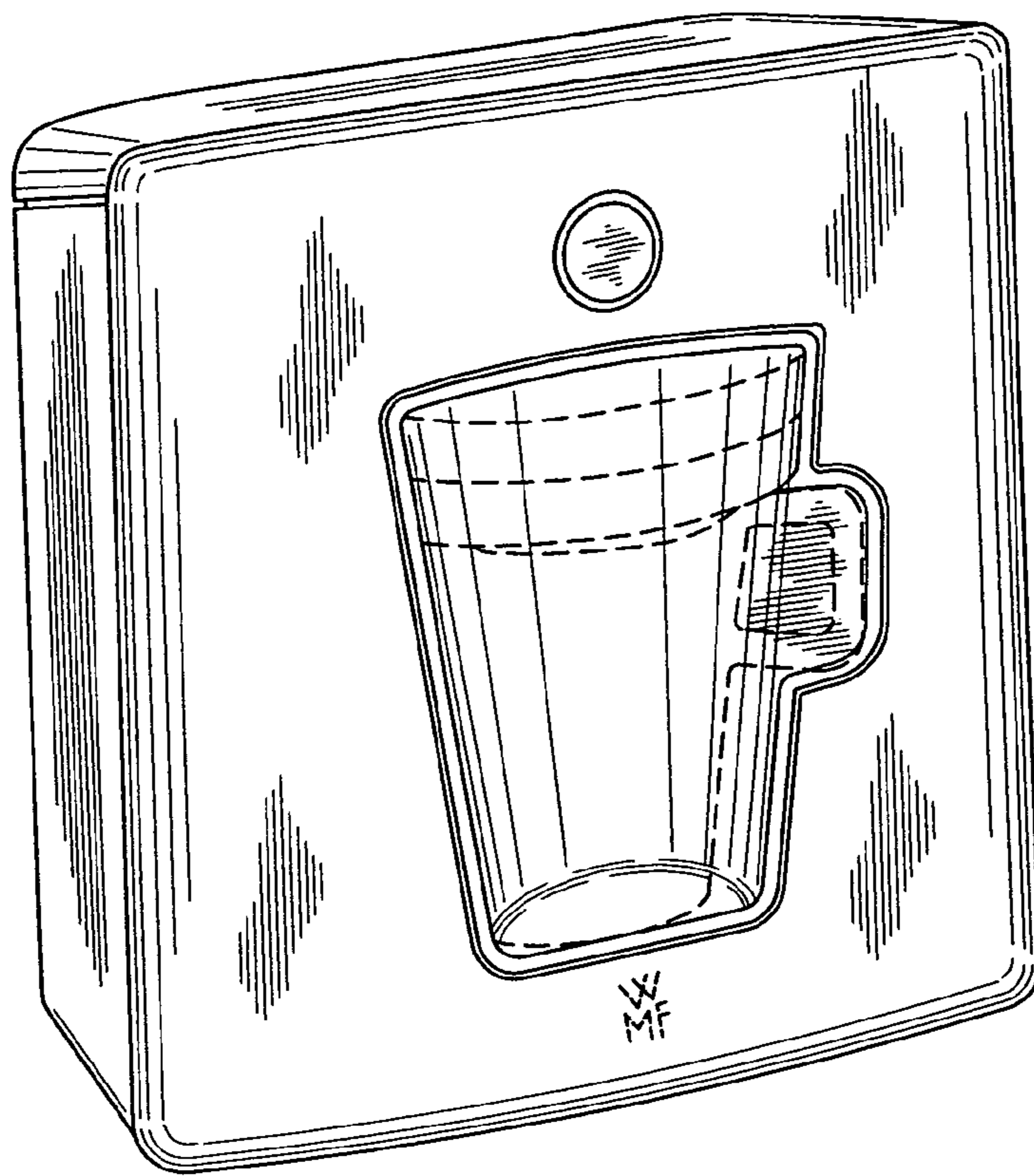


FIG. 1




FIG. 2



FIG. 3

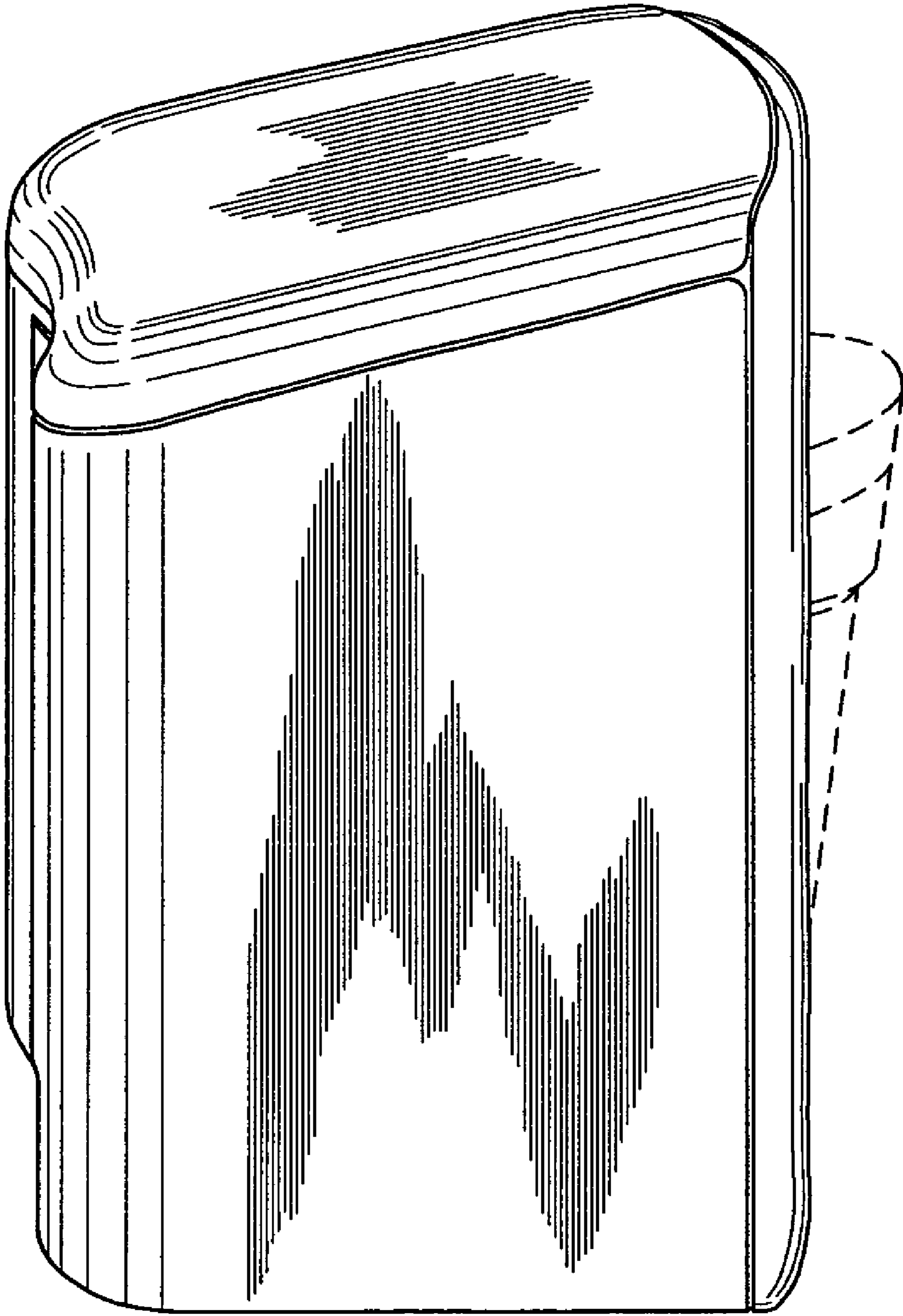


FIG. 4

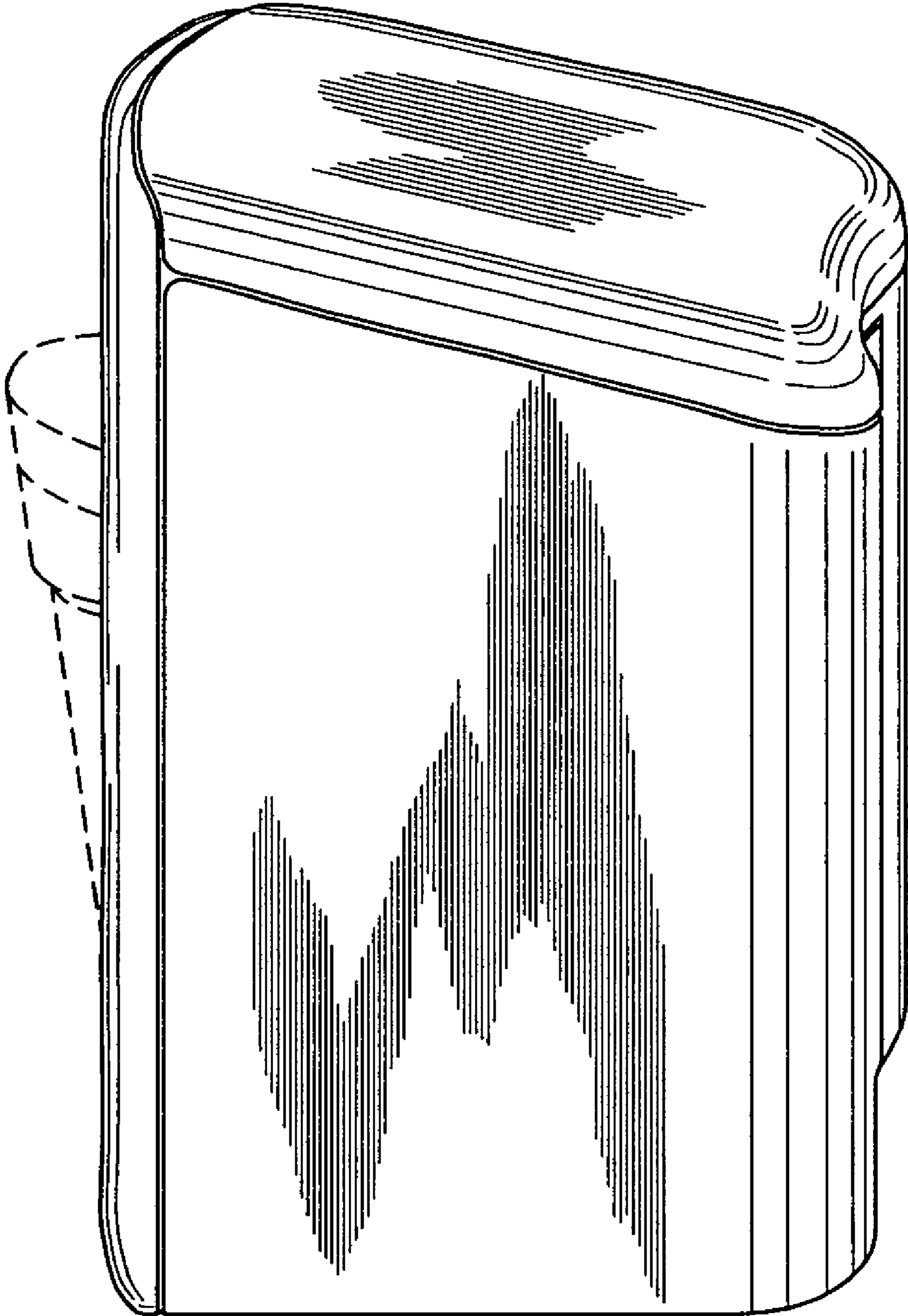


FIG. 5