

US00D589730S

(12) **United States Design Patent**
Klein et al.

(10) **Patent No.:** **US D589,730 S**
(45) **Date of Patent:** **** Apr. 7, 2009**

(54) **ROLLER DRAWER**

(75) Inventors: **Richard B. Klein**, Overland Park, KS (US); **Mark A. Etter**, Independence, MO (US); **Matthew L. Ostmeyer**, Stilwell, KS (US)

(73) Assignee: **Lynk, Inc.**, Lenexa, KS (US)

(**) Term: **14 Years**

(21) Appl. No.: **29/305,424**

(22) Filed: **Mar. 20, 2008**

(51) **LOC (9) Cl.** **06-07**

(52) **U.S. Cl.** **D6/510**

(58) **Field of Classification Search** D6/462, D6/510, 409-415, 449, 455-461, 464-468, D6/491, 511, 509, 566; 211/14, 126.8, 41.8, 211/41.4, 41.7, 131.1, 134, 133.1, 144, 133.2, 211/153, 181.1, 85.31, 90.03, 112, 115, 53, 211/56, 58, 70, 85; D32/55; 220/491, 488; 206/507; D3/306, 304; 312/330.1, 334.6

See application file for complete search history.

(56) **References Cited**

U.S. PATENT DOCUMENTS

2,239,369	A *	4/1941	Nauert	211/14
2,799,426	A *	7/1957	Kaye	220/491
2,832,499	A *	4/1958	Maslow	220/488
2,925,919	A *	2/1960	Wilson	211/126.8
RE24,984	E *	5/1961	Wilson	211/126.8
3,338,466	A *	8/1967	Hare et al.	206/507
D326,946	S *	6/1992	Szuster	D3/306
5,626,242	A *	5/1997	Weizer	211/41.8
D413,213	S *	8/1999	Paus	D6/491
D493,308	S *	7/2004	Nilsson et al.	D6/510
6,840,593	B2 *	1/2005	Remmers	312/330.1
D507,108	S *	7/2005	Suero, Jr.	D3/304
D510,222	S	10/2005	Klein et al.	
6,969,133	B2 *	11/2005	Compagnucci	312/334.6
D526,454	S *	8/2006	Plikuhn	D32/55
D532,216	S *	11/2006	Calabria et al.	D6/462

D538,496	S *	3/2007	Plikuhn	D32/55
D546,101	S *	7/2007	Knight	D6/510
D547,094	S *	7/2007	Klein et al.	D6/462
D547,982	S *	8/2007	Yang et al.	D6/510
D555,943	S *	11/2007	Butler et al.	D6/491
D556,475	S *	12/2007	Butler et al.	D6/491
D556,476	S *	12/2007	Butler et al.	D6/491
D568,077	S	5/2008	Klein et al.	
D568,079	S	5/2008	Klein et al.	
D568,635	S *	5/2008	Klein et al.	D6/465
2006/0237379	A1 *	10/2006	Yang et al.	211/41.4
2006/0283817	A1	12/2006	Yang et al.	

OTHER PUBLICATIONS

U.S. Appl. No. 29/305,417, filed Mar. 20, 2008 by Klein et al.
U.S. Appl. No. 29/305,418, filed Mar. 20, 2008 by Klein et al.
U.S. Appl. No. 29/305,421, filed Mar. 20, 2008 by Klein et al.

* cited by examiner

Primary Examiner—Caron Veynar

Assistant Examiner—Sydney R Buffalow

(74) *Attorney, Agent, or Firm*—Stinson Morrison Hecker LLP

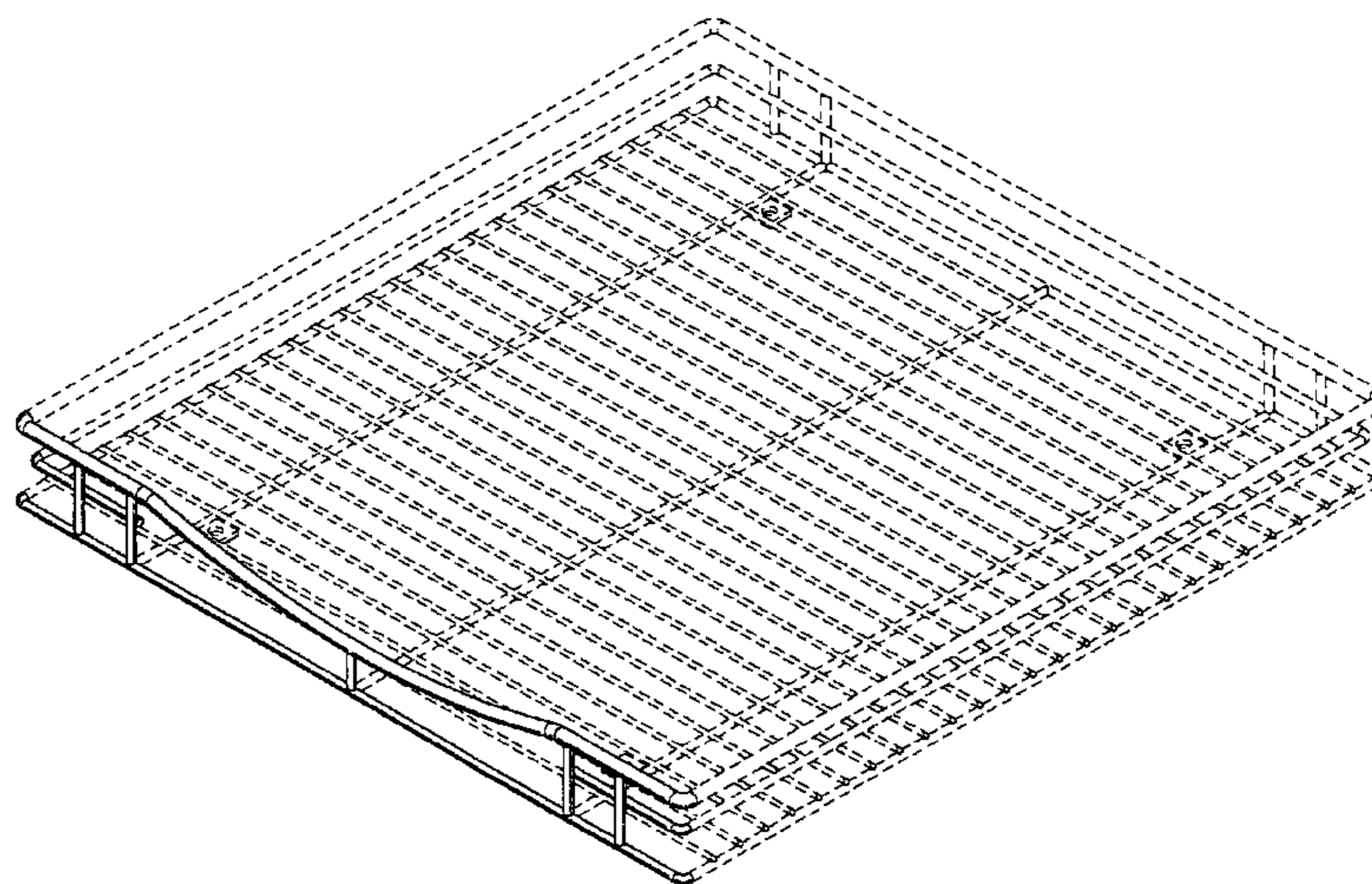
(57) **CLAIM**

The ornamental design for a roller drawer, as shown and described.

DESCRIPTION

FIG. 1 is a front perspective view of the roller drawer;
FIG. 2 is a top plan view of the roller drawer of FIG. 1;
FIG. 3 is a bottom plan view of the roller drawer of FIG. 1;
FIG. 4 is a right side elevational view of the roller drawer of FIG. 1;
FIG. 5 is a left side elevational view of the roller drawer of FIG. 1;
FIG. 6 is a front elevational view of the roller drawer of FIG. 1; and,
FIG. 7 is a rear elevational view of the roller drawer of FIG. 1.

1 Claim, 4 Drawing Sheets



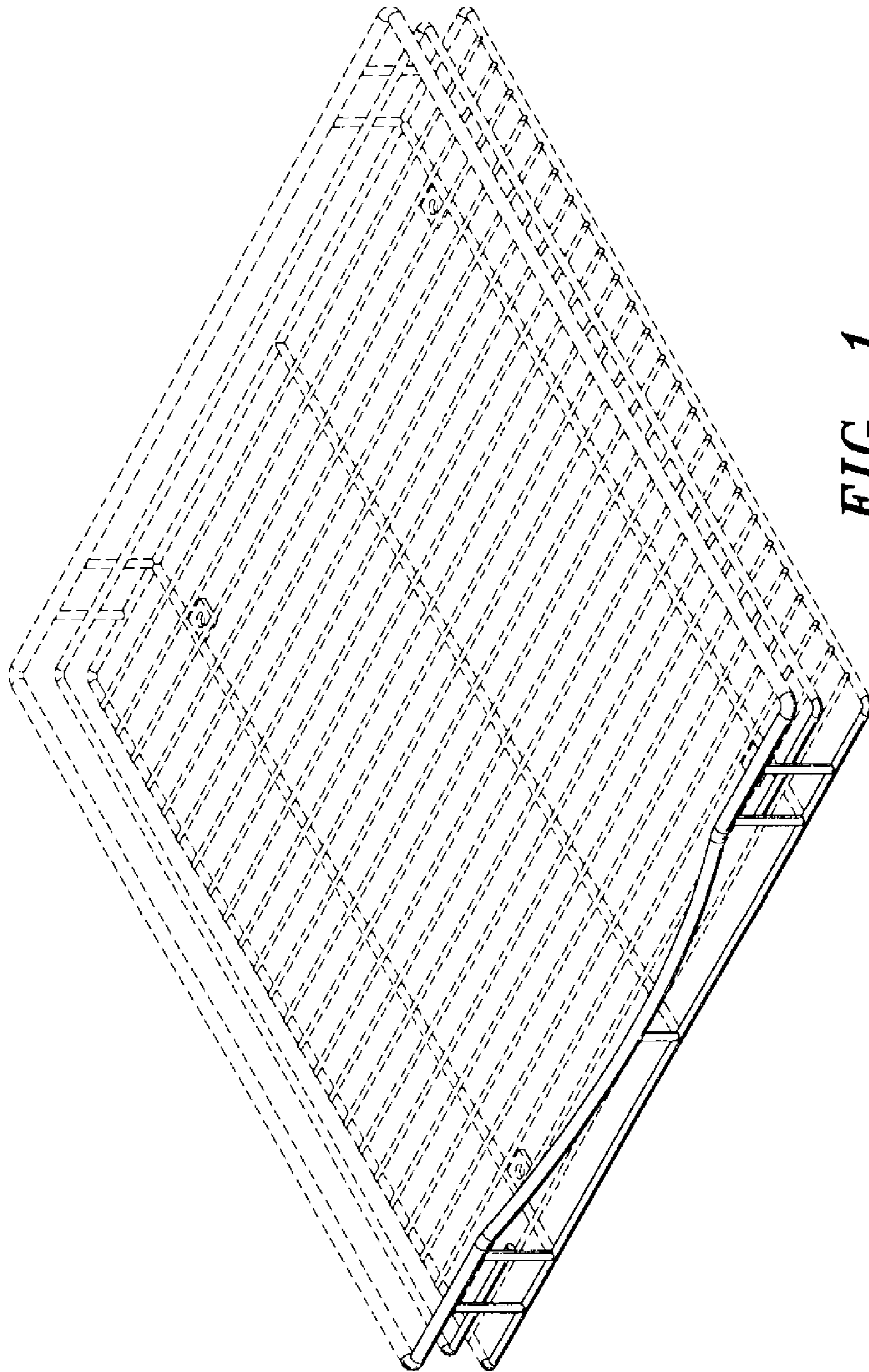


FIG. 1

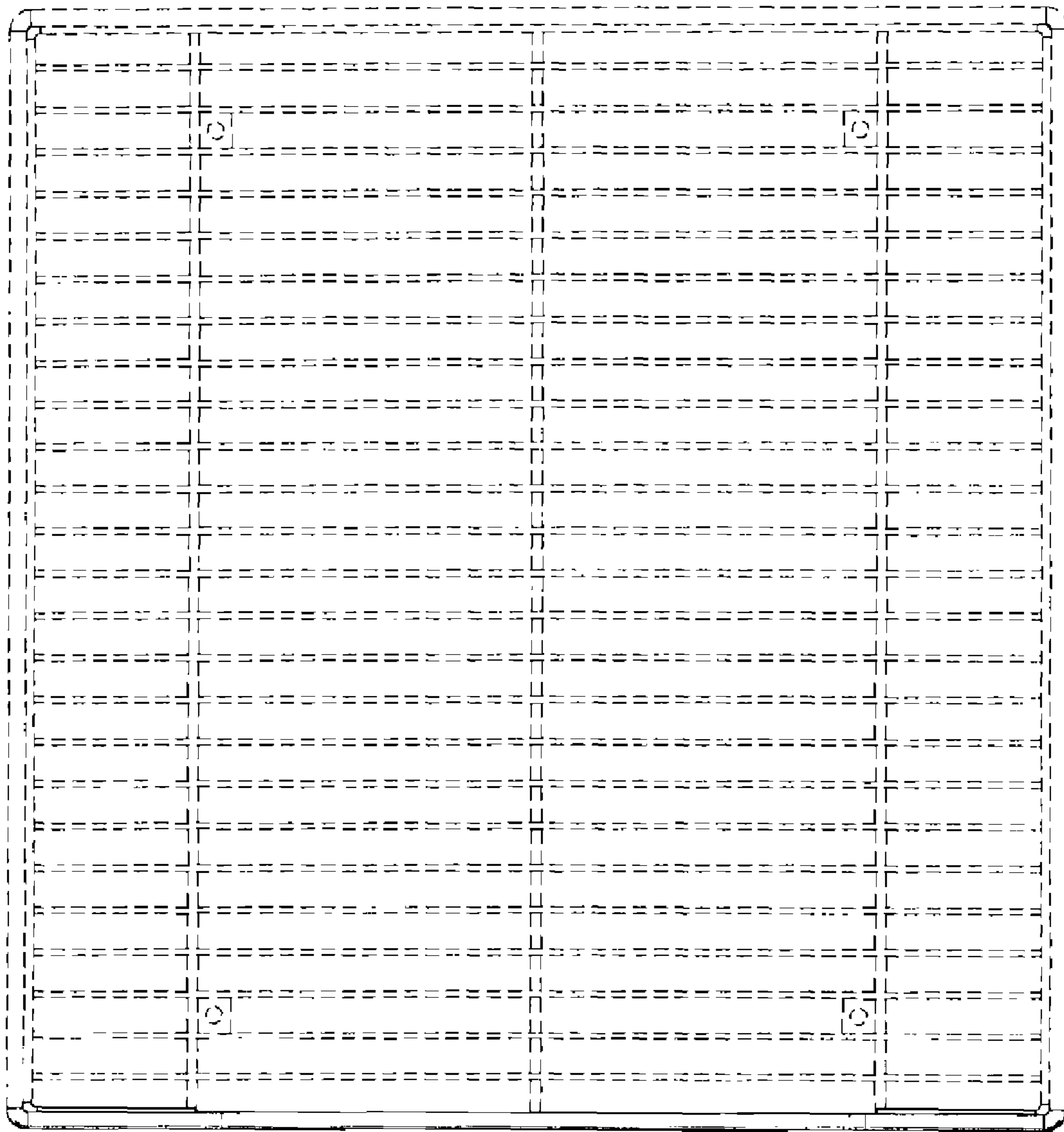


FIG. 2




FIG. 3

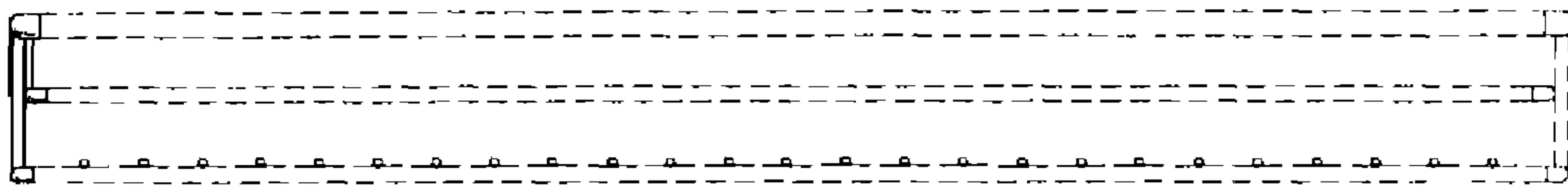


FIG. 4

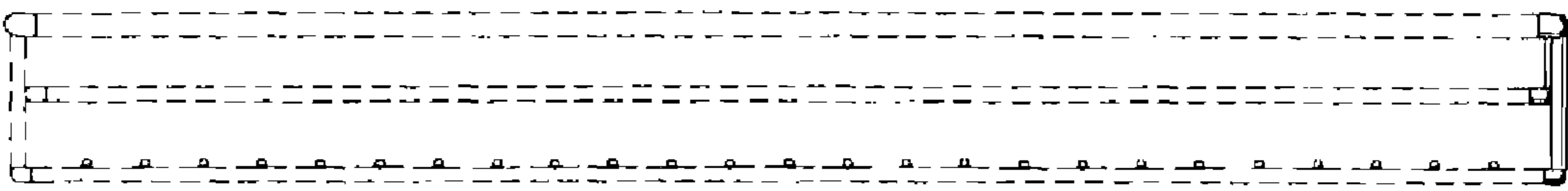


FIG. 5



FIG. 6

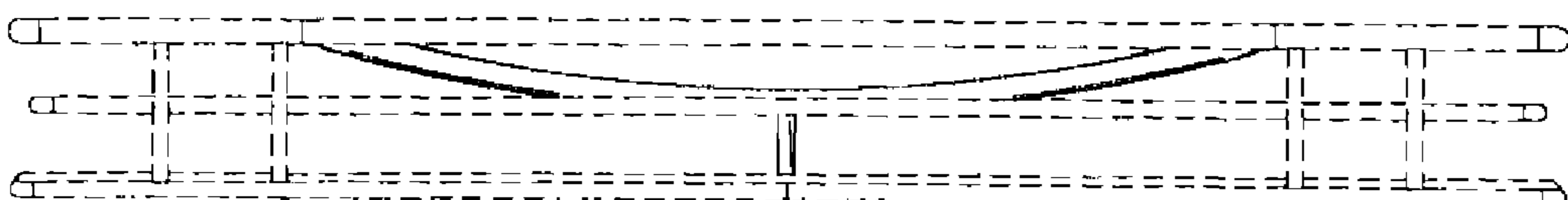


FIG. 7