



US00D589729S

(12) **United States Design Patent**
Klein et al.

(10) **Patent No.:** **US D589,729 S**
(45) **Date of Patent:** **** Apr. 7, 2009**

(54) **ROLLER DRAWER**

(75) Inventors: **Richard B. Klein**, Overland Park, KS (US); **Mark A. Etter**, Independence, MO (US); **Matthew L. Ostmeyer**, Stilwell, KS (US)

(73) Assignee: **Lynk, Inc.**, Lenexa, KS (US)

(**) Term: **14 Years**

(21) Appl. No.: **29/305,418**

(22) Filed: **Mar. 20, 2008**

(51) **LOC (9) Cl.** **06-04**

(52) **U.S. Cl.** **D6/510**

(58) **Field of Classification Search** D3/55, D3/306; D6/409-415, 455-468, 474-476, D6/491, 509-510, 566; D19/72, 78, 86, D19/92; 206/507; 211/14, 41, 41.4, 41.8, 211/85.3-85.4, 106, 126.11, 126.15, 133.2, 211/133.5, 151, 181, 89; 220/488, 491; 312/334.6
See application file for complete search history.

(56) **References Cited**

U.S. PATENT DOCUMENTS

933,517	A *	9/1909	Worcester	211/126.11
2,239,369	A *	4/1941	Nauert	211/14
2,799,426	A	7/1957	Kaye		
2,832,499	A *	4/1958	Maslow	220/488
2,925,919	A	2/1960	Wilson		
2,950,825	A *	8/1960	Averill	211/126.8
RE24,984	E	5/1961	Wilson		
3,338,466	A *	8/1967	Hare et al.	206/507
3,717,259	A *	2/1973	Fried et al.	211/126.9
D326,946	S *	6/1992	Szuster	D3/306
5,626,242	A	5/1997	Weizer		
6,491,173	B1 *	12/2002	Costa	211/126.15
D472,735	S *	4/2003	Haugen	D6/462
D477,144	S *	7/2003	Remmers	D3/306
D493,308	S	7/2004	Nilsson et al.		
6,840,593	B2	1/2005	Remmers		
D507,108	S	7/2005	Suero, Jr.		
D510,222	S	10/2005	Klein et al.		

6,969,133	B2 *	11/2005	Compagnucci	312/334.6
D526,454	S *	8/2006	Plikuhn	D32/55
D532,216	S *	11/2006	Calabria et al.	D6/462
D538,496	S *	3/2007	Plikuhn	D32/55
D546,101	S *	7/2007	Knight	D6/510
D547,094	S	7/2007	Klein et al.		
D547,982	S *	8/2007	Yang et al.	D6/510
D554,318	S *	10/2007	Yang et al.	D32/55
D555,943	S *	11/2007	Butler et al.	D6/491
D556,475	S *	12/2007	Butler et al.	D6/491

(Continued)

OTHER PUBLICATIONS

U.S. Appl. No. 29/305,417, filed Mar. 20, 2008 by Klein et al.
U.S. Appl. No. 29/305,421, filed Mar. 20, 2008 by Klein et al.
U.S. Appl. No. 29/305,424, filed Mar. 20, 2008 by Klein et al.

Primary Examiner—Caron Veynar

Assistant Examiner—Ricky Pham

(74) *Attorney, Agent, or Firm*—Stinson Morrison Hecker LLP

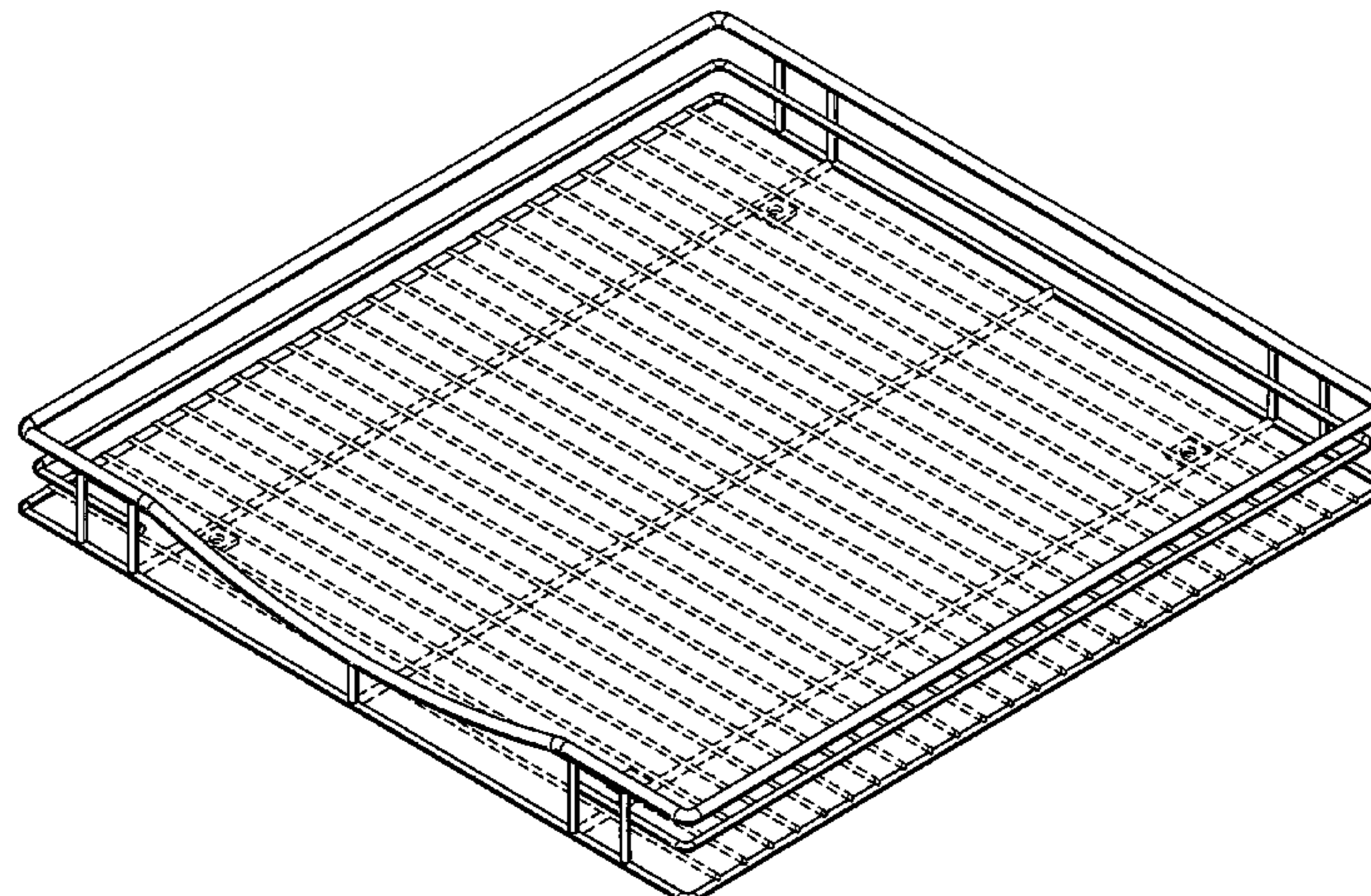
(57) **CLAIM**

The ornamental design for a roller drawer, as shown and described.

DESCRIPTION

FIG. 1 is a front perspective view of the roller drawer;
FIG. 2 is a top plan view of the roller drawer of FIG. 1;
FIG. 3 is a bottom plan view of the roller drawer of FIG. 1;
FIG. 4 is a right side elevational view of the roller drawer of FIG. 1;
FIG. 5 is a left side elevational view of the roller drawer of FIG. 1;
FIG. 6 is a front elevational view of the roller drawer of FIG. 1; and,
FIG. 7 is a rear elevational view of the roller drawer of FIG. 1.
The broken lines shown in the drawings are for illustrative purposes only and form no part of the claimed design.

1 Claim, 4 Drawing Sheets



US D589,729 S

Page 2

U.S. PATENT DOCUMENTS

D556,476 S	*	12/2007	Butler et al.	D6/491	D568,635 S	5/2008	Klein et al.	
D568,077 S		5/2008	Klein et al.			2006/0237379 A1*	10/2006	Yang et al. 211/41.4
D568,079 S		5/2008	Klein et al.			2006/0283817 A1	12/2006	Yang et al.	

* cited by examiner

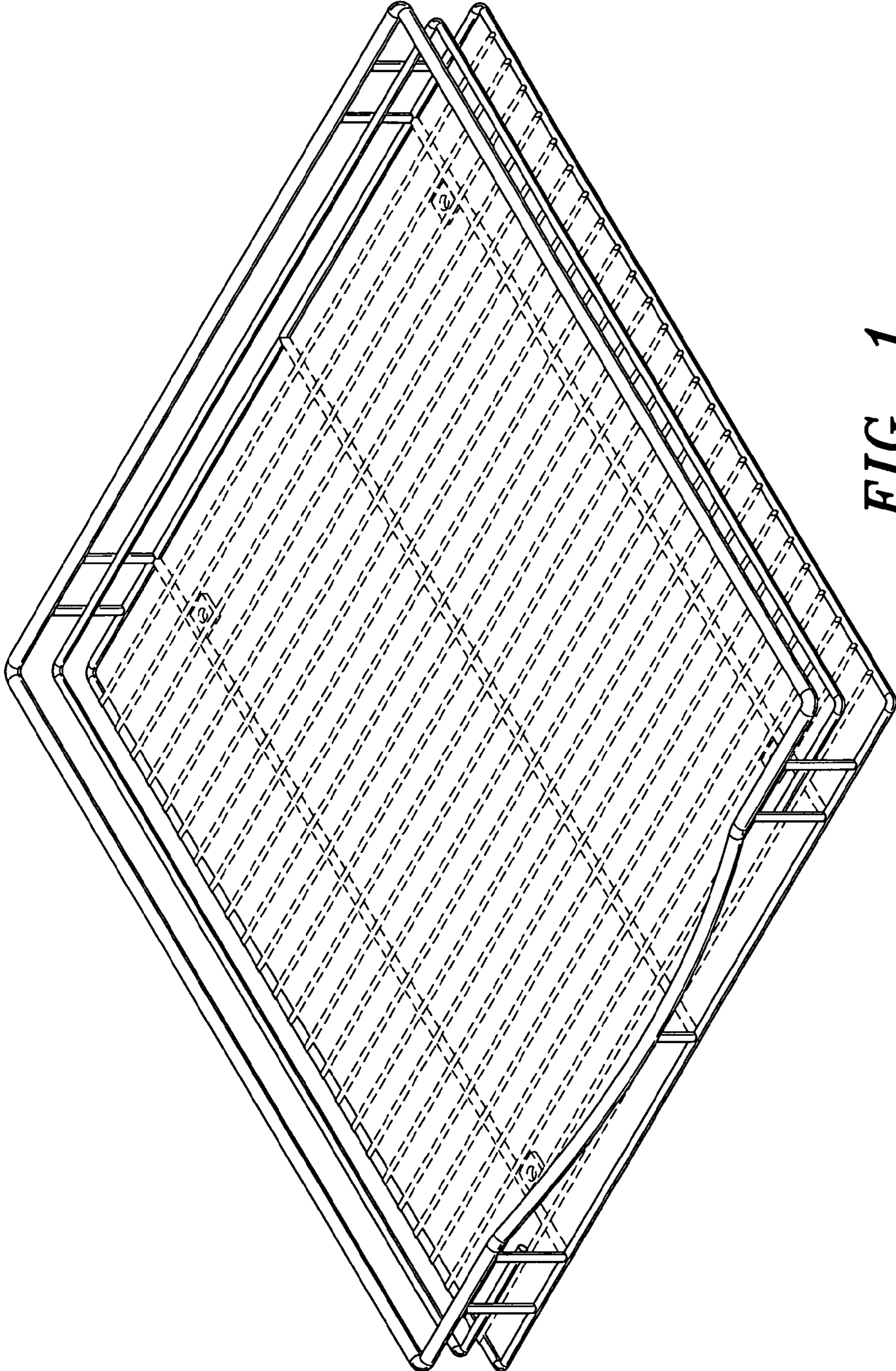


FIG. 1




FIG. 2




FIG. 3

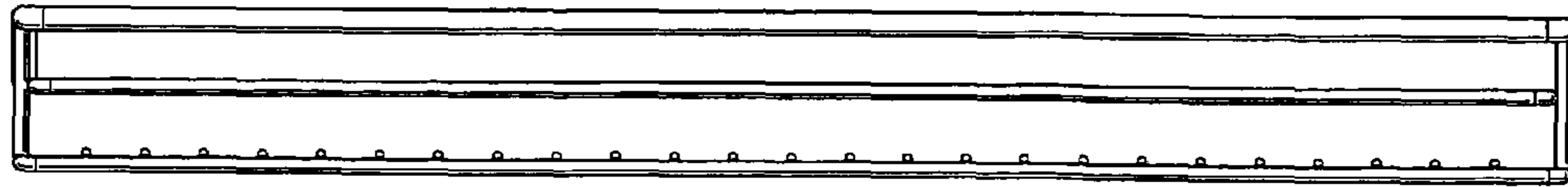


FIG. 4

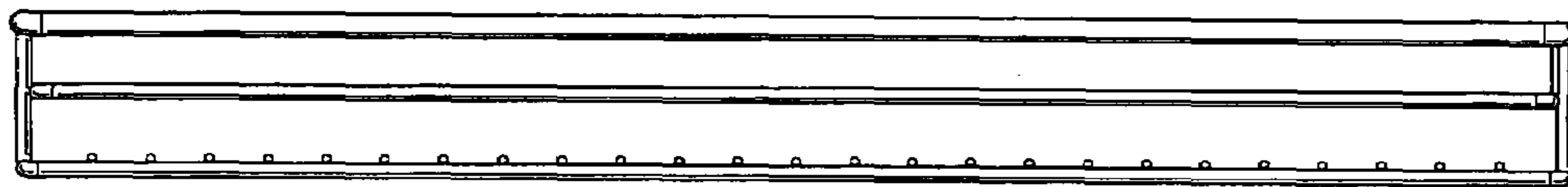


FIG. 5

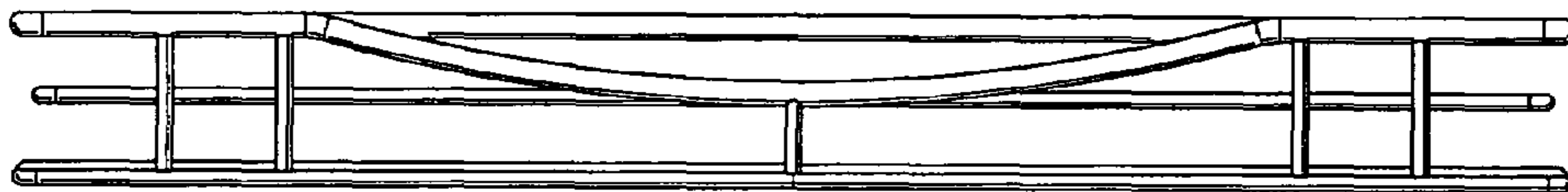


FIG. 6

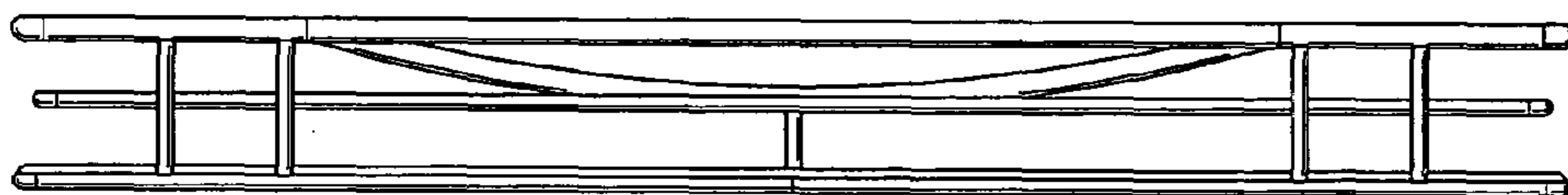


FIG. 7