



US00D589725S

(12) **United States Design Patent**  
**Adams et al.**

(10) **Patent No.:** **US D589,725 S**  
(45) **Date of Patent:** **\*\* Apr. 7, 2009**

(54) **DESK-CHAIR COMBINATION FRAME**

D340,812 S \* 11/1993 Estomin et al. .... D6/334  
D345,258 S \* 3/1994 Giacomuzzi et al. .... D6/334  
D348,572 S 7/1994 Glass

(75) Inventors: **Sumner E. P. Adams**, Corydon, IN  
(US); **Lon Amerman**, Louisville, KY  
(US); **Dan Seiler**, Cameron, TX (US)

(Continued)

(73) Assignee: **Royal Seating, LLC**, Cameron, TX (US)

(\*\*) Term: **14 Years**

(21) Appl. No.: **29/304,431**

(22) Filed: **Feb. 29, 2008**

**OTHER PUBLICATIONS**

U.S. Appl. No. 29/304,425, filed Feb. 29, 2008, Sumner, et al.  
U.S. Appl. No. 60/892,468, filed Mar. 1, 2007, Sumner, et al.

*Primary Examiner*—Sandra Snapp

(74) *Attorney, Agent, or Firm*—Haynes and Boone, LLP

(57) **CLAIM**

The ornamental design for a desk-chair combination frame,  
as shown and described.

**Related U.S. Application Data**

(60) Provisional application No. 60/892,468, filed on Mar.  
1, 2007.

**DESCRIPTION**

(51) **LOC (9) Cl.** ..... **06-01**

(52) **U.S. Cl.** ..... **D6/495**

(58) **Field of Classification Search** ..... D6/334–338,  
D6/349, 355, 361, 368–370, 376, 379–381,  
D6/492, 495, 500–502; 297/16.1, 42, 94,  
297/135, 175, 232, 233, 350, 351, 445.1,  
297/448.1, 448.2, 451.9; 5/12.1, 12.2  
See application file for complete search history.

This application is related to U.S. Provisional application  
60/892,468, filed Mar. 1, 2007, the disclosure of which is  
incorporated herein by reference, and to U.S. Design patent  
application Ser. No. 29/304,425, filed Feb. 29, 2008, which is  
currently pending, and the disclosure of which is incorporated  
herein by reference.

FIG. 1 is a perspective view of the desk-chair combination  
frame showing our new design;

FIG. 2 is another perspective view thereof;

FIG. 3 is a front elevational view thereof;

FIG. 4 is a right side elevational view thereof;

FIG. 5 is a left side elevational view thereof;

FIG. 6 is a rear elevational view thereof;

FIG. 7 is a top plan view thereof; and,

FIG. 8 is a bottom plan view thereof.

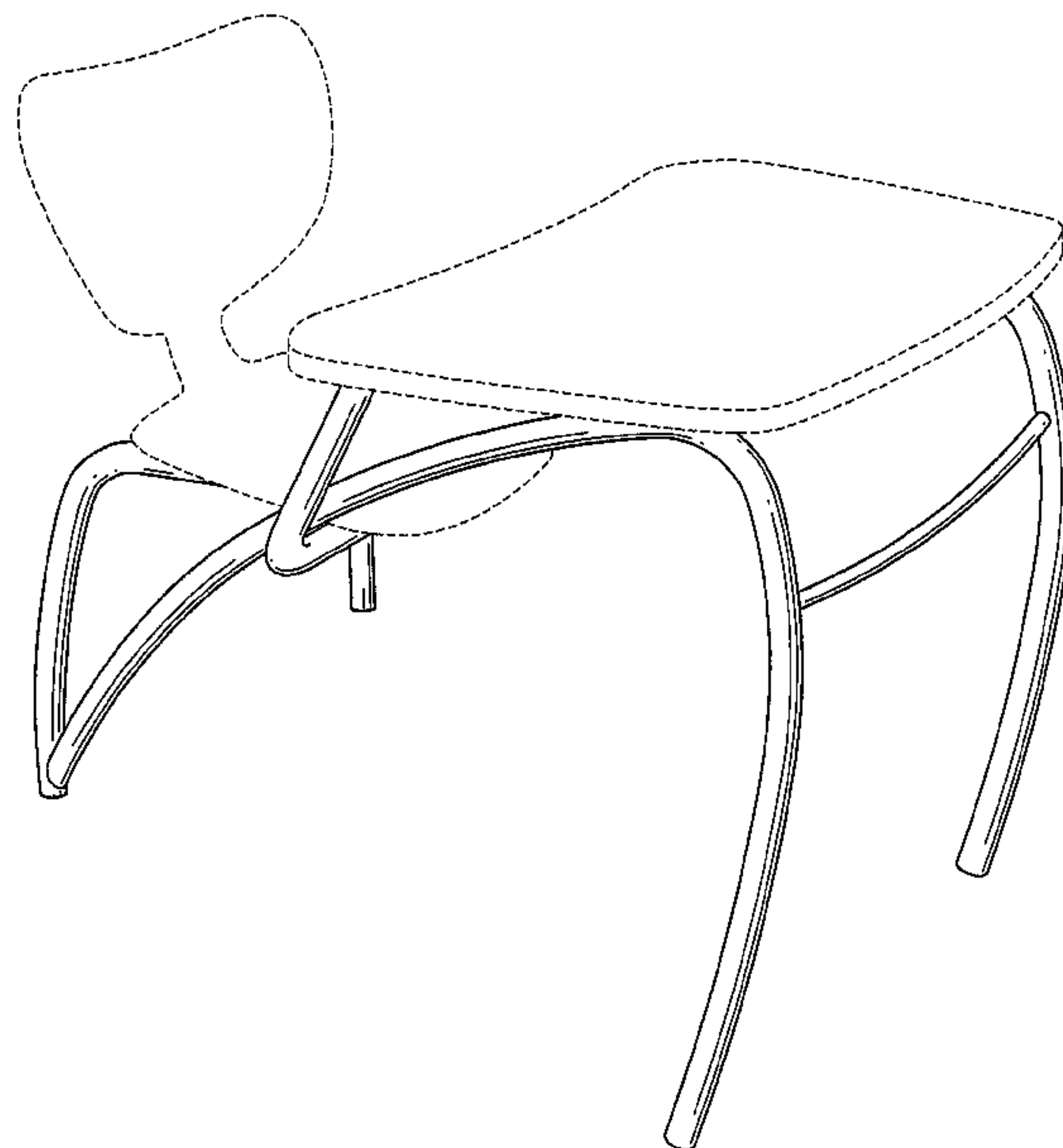
Any broken line illustration of environmental structure in the  
drawings is not part of the design sought to be patented.

(56) **References Cited**

**U.S. PATENT DOCUMENTS**

D155,023 S \* 8/1949 Michals ..... D6/334  
D175,471 S \* 8/1955 Knox ..... D6/494  
D194,841 S \* 3/1963 Ridder ..... D6/349  
D197,283 S \* 1/1964 Williams ..... D6/338  
D206,721 S \* 1/1967 Durfee ..... D6/338  
3,352,602 A \* 11/1967 Svendsen ..... 297/130  
D226,066 S \* 1/1973 Barecki ..... D6/338  
D278,105 S \* 3/1985 Ridenour ..... D6/379  
4,889,385 A 12/1989 Chadwick et al.  
D318,577 S 7/1991 Chadwick et al.

**1 Claim, 8 Drawing Sheets**



# US D589,725 S

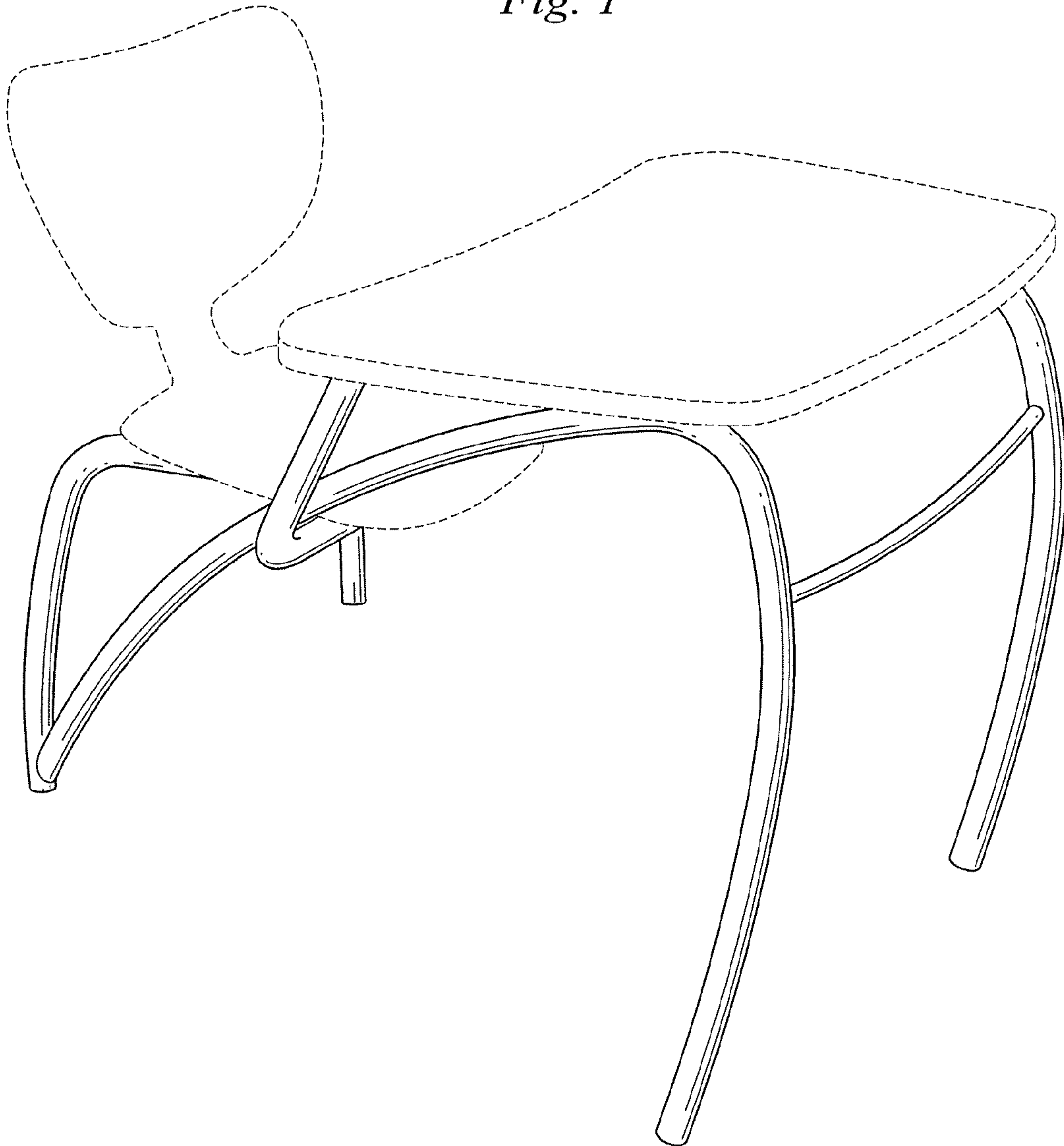
Page 2

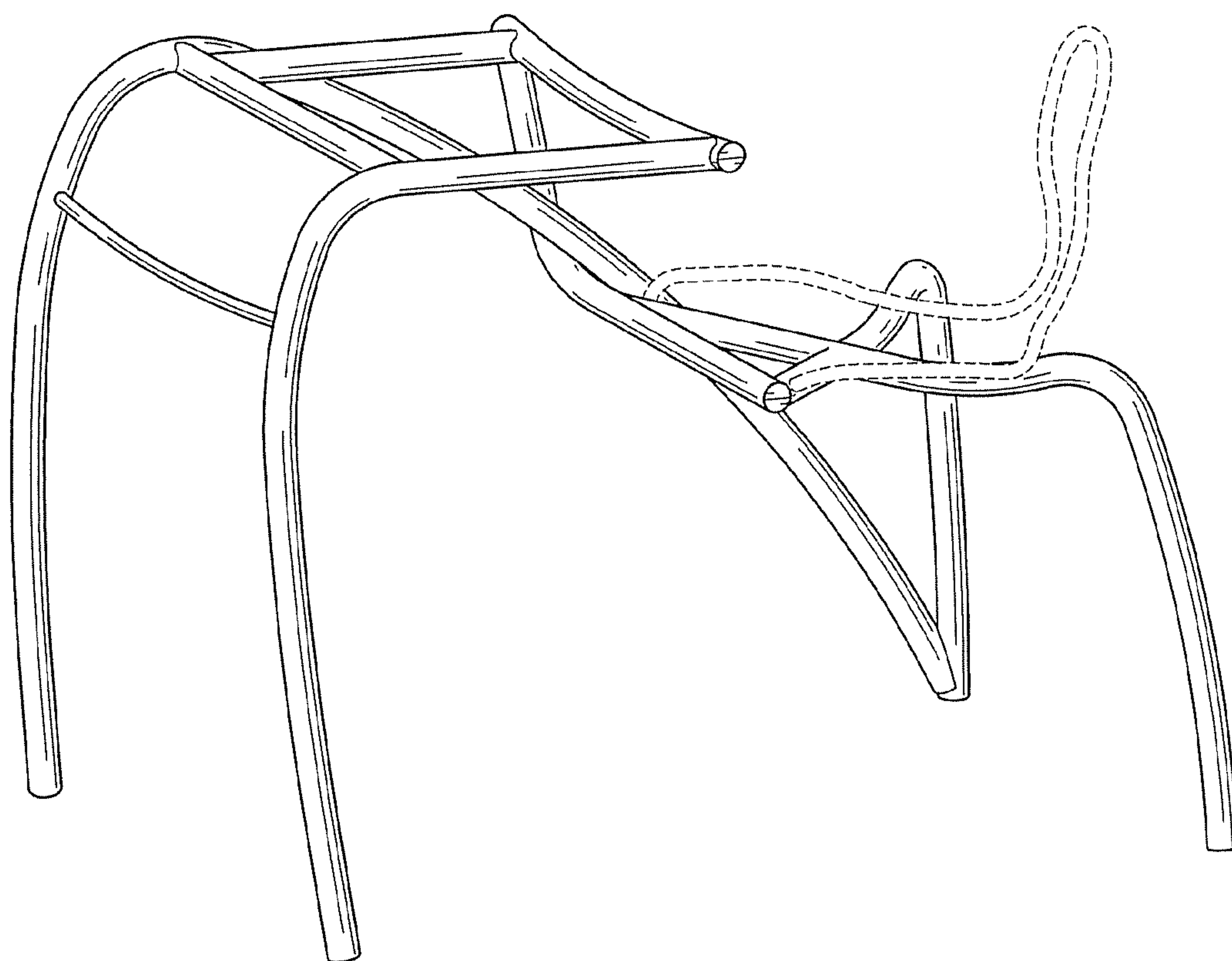
## U.S. PATENT DOCUMENTS

D360,083 S *	7/1995	Lohmeyer .....	D6/375	D513,892 S	1/2006	Glass et al.
D364,750 S *	12/1995	Alorda Escalona .....	D6/379	D513,911 S	1/2006	Glass et al.
D399,684 S	10/1998	Glass		D514,339 S	2/2006	Glass et al.
5,934,203 A	8/1999	Glass		D514,829 S	2/2006	Glass et al.
D413,571 S	9/1999	Glass		D518,706 S	4/2006	Hui et al.
D417,095 S	11/1999	Glass		D520,768 S	5/2006	Glass et al.
6,004,157 A	12/1999	Glass		D520,782 S	5/2006	Glass et al.
D427,404 S	6/2000	Glass		D521,282 S	5/2006	Glass et al.
D429,546 S	8/2000	Glass		D521,283 S	5/2006	Glass et al.
D429,914 S	8/2000	Glass		D521,750 S	5/2006	Glass et al.
D431,910 S	10/2000	Glass		D521,751 S	5/2006	Glass et al.
D441,557 S	5/2001	Glass		D521,757 S	5/2006	Glass et al.
6,247,770 B1	6/2001	Glass		D522,265 S	6/2006	Glass et al.
D459,619 S	7/2002	Glass		D522,777 S	6/2006	Glass et al.
D469,969 S	2/2003	Glass et al.		D523,265 S	6/2006	Glass et al.
D471,729 S	3/2003	Glass et al.		7,059,670 B2	6/2006	Mills et al.
6,533,352 B1	3/2003	Glass et al.		D526,134 S	8/2006	Glass et al.
D475,207 S *	6/2003	Bosman et al. ....	D6/338	7,147,284 B2	12/2006	Mills et al.
D476,512 S	7/2003	Glass		D542,039 S	5/2007	Glass et al.
D479,118 S	9/2003	Glass		D544,230 S	6/2007	Glass et al.
D499,260 S	12/2004	Glass et al.		D546,097 S	7/2007	Glass et al.
D503,559 S	4/2005	Glass et al.		D547,979 S	8/2007	Glass et al.
D504,026 S	4/2005	Glass et al.		D547,980 S	8/2007	Glass et al.
D505,022 S	5/2005	Mills et al.		D549,018 S	8/2007	Glass et al.
D505,581 S	5/2005	Glass et al.		7,281,476 B2	10/2007	Mills et al.
D506,225 S	6/2005	Mills et al.		D559,592 S	1/2008	Glass et al.
D507,890 S	8/2005	Mills et al.		D560,084 S	1/2008	Glass et al.
D507,893 S	8/2005	Glass et al.		D560,085 S	1/2008	Glass et al.
D510,258 S	10/2005	Glass et al.		2005/0098069 A1	5/2005	Mills et al.
D510,670 S	10/2005	Glass et al.		2005/0099040 A1	5/2005	Mills et al.
D512,252 S	12/2005	Glass et al.		2005/0275262 A1	12/2005	Mills et al.
				2006/0071515 A1	4/2006	Mills et al.

\* cited by examiner

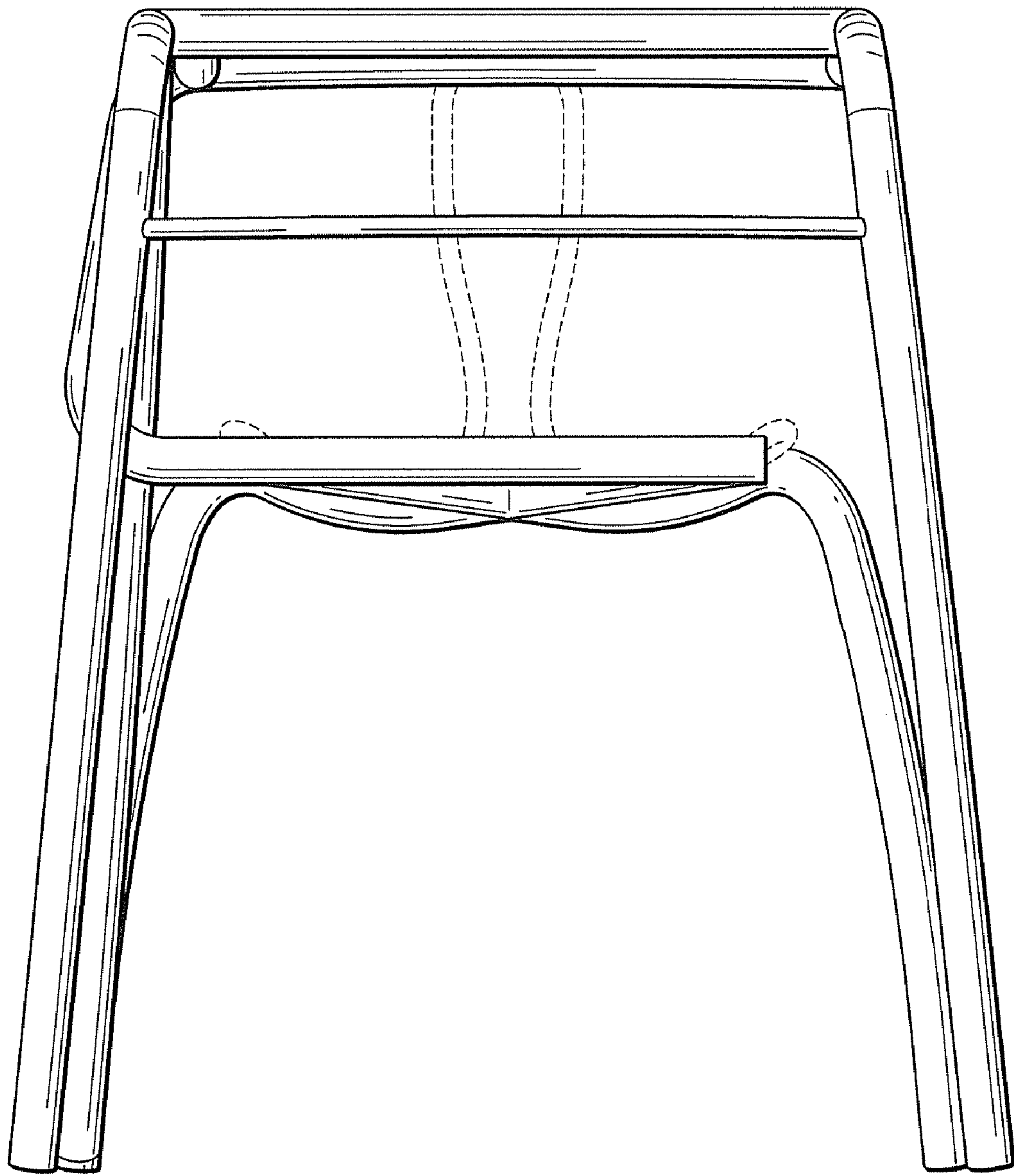
*Fig. 1*





*Fig. 2*





*Fig. 3*

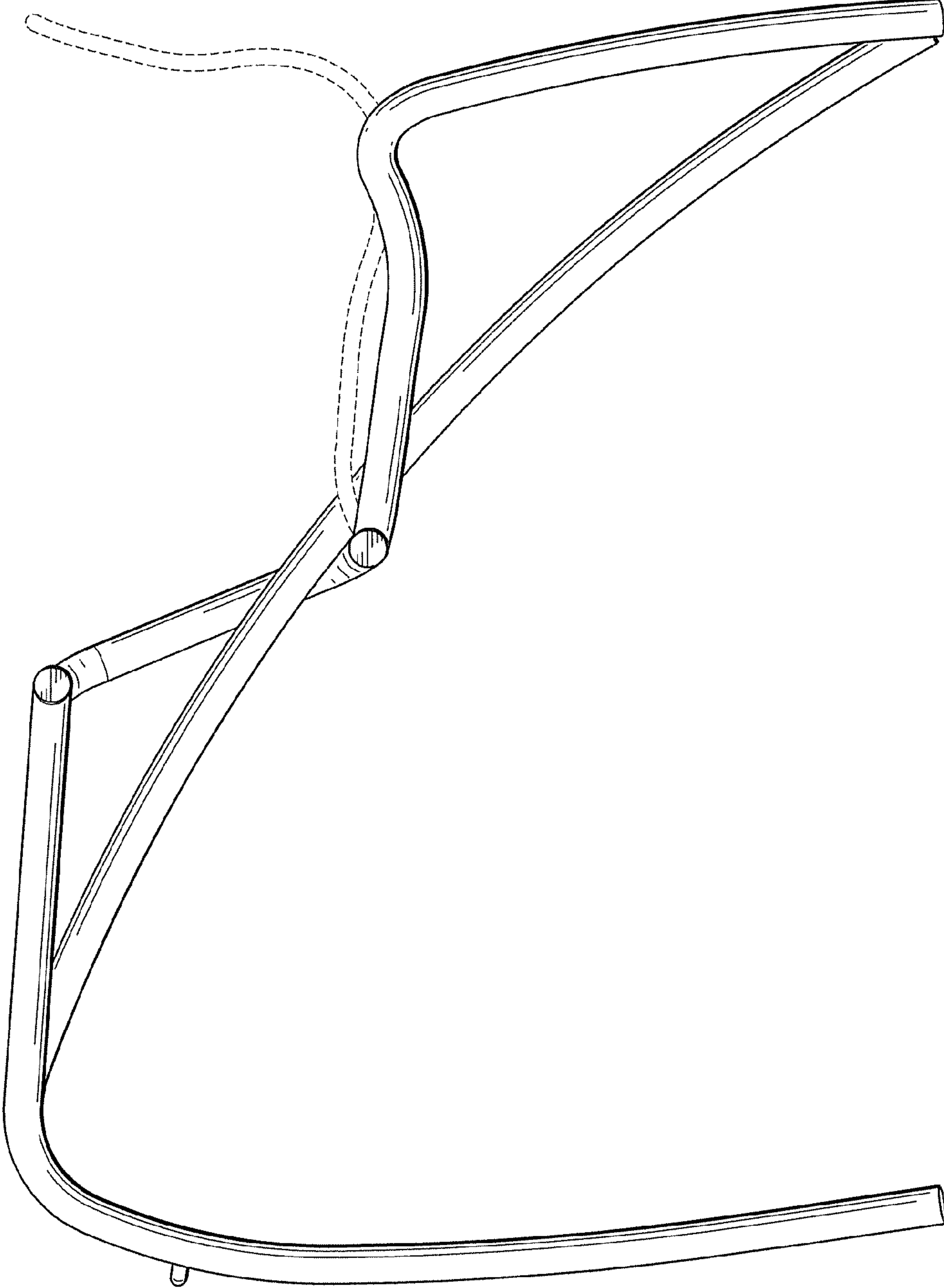


Fig. 4

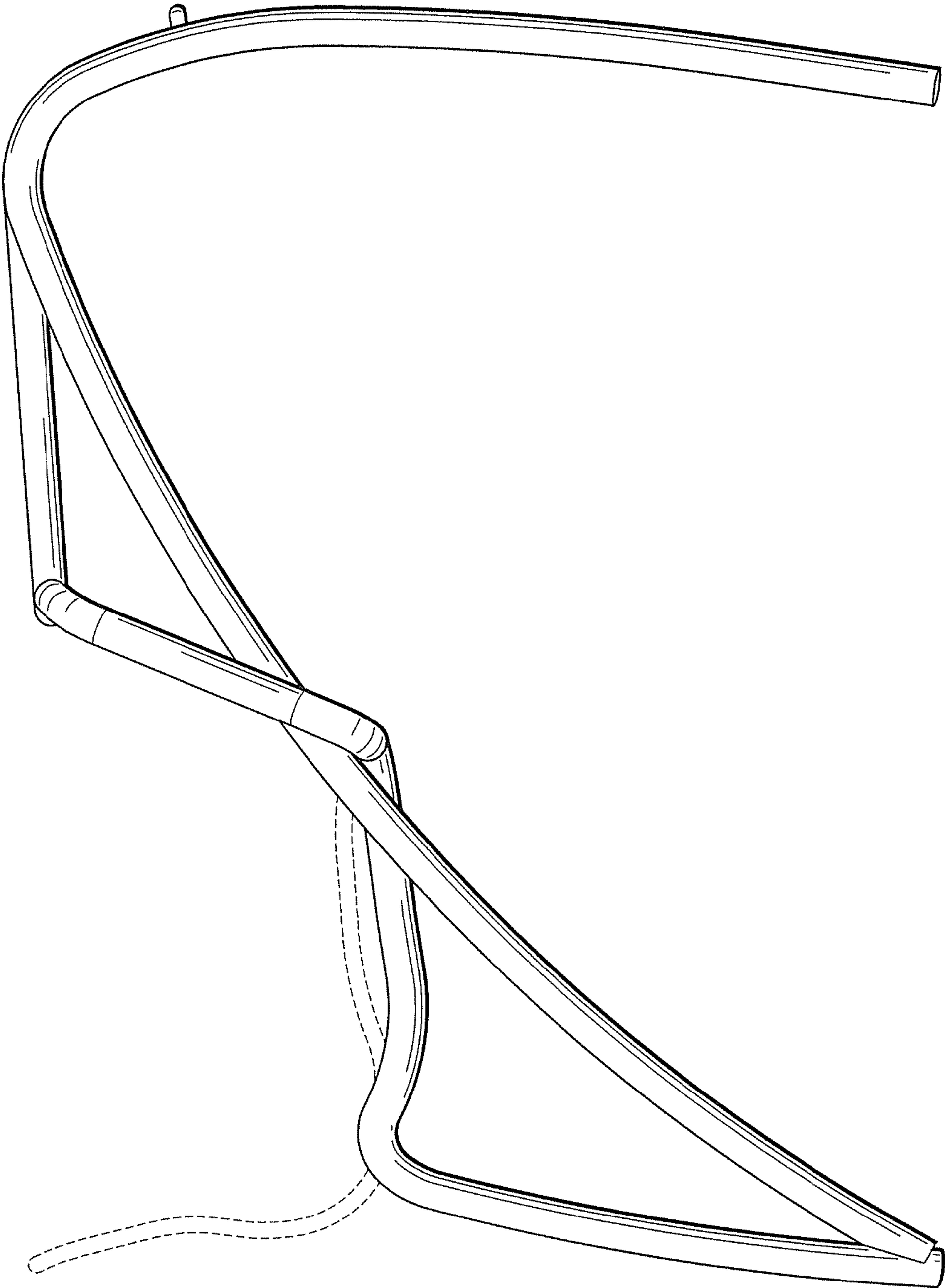
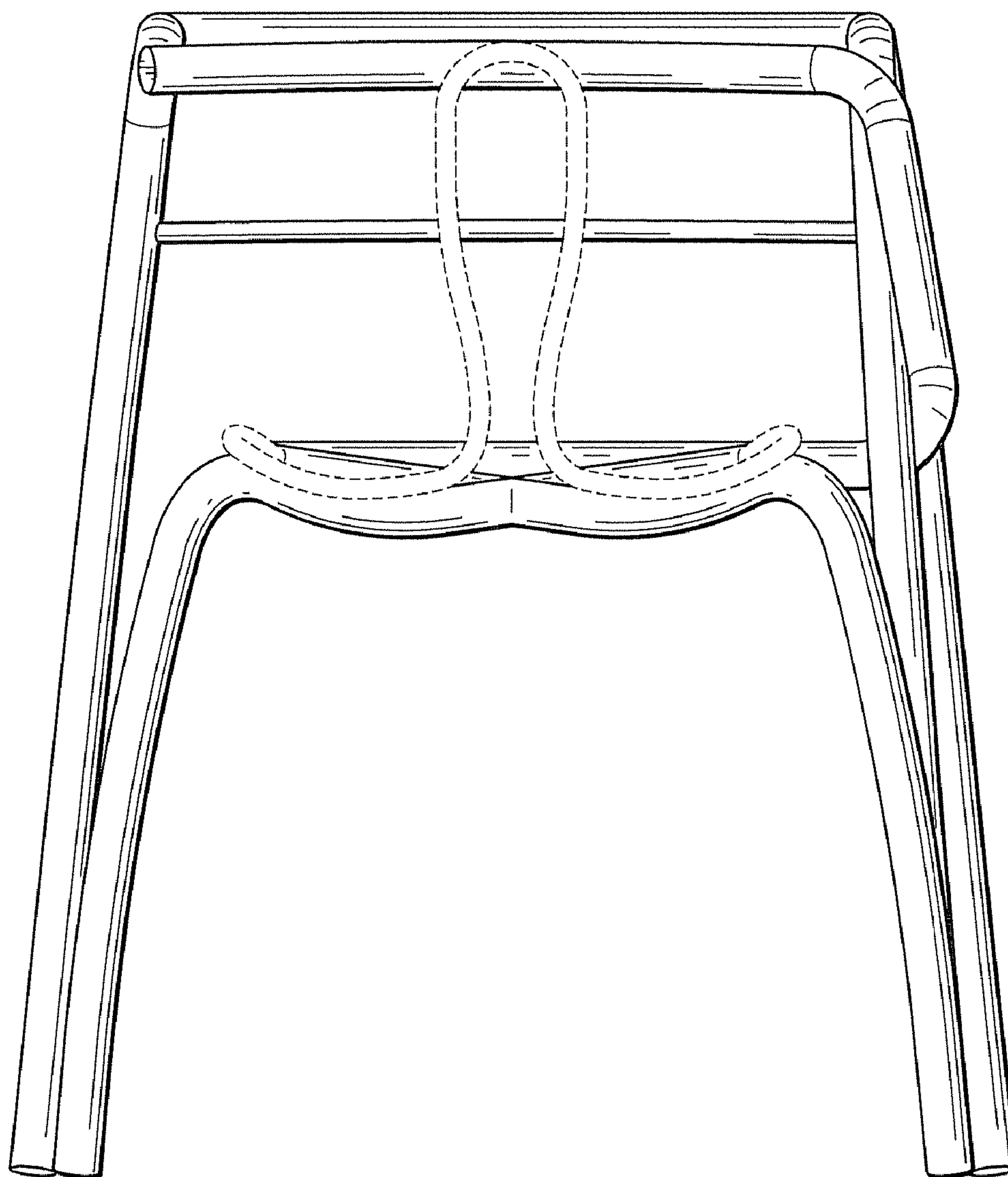
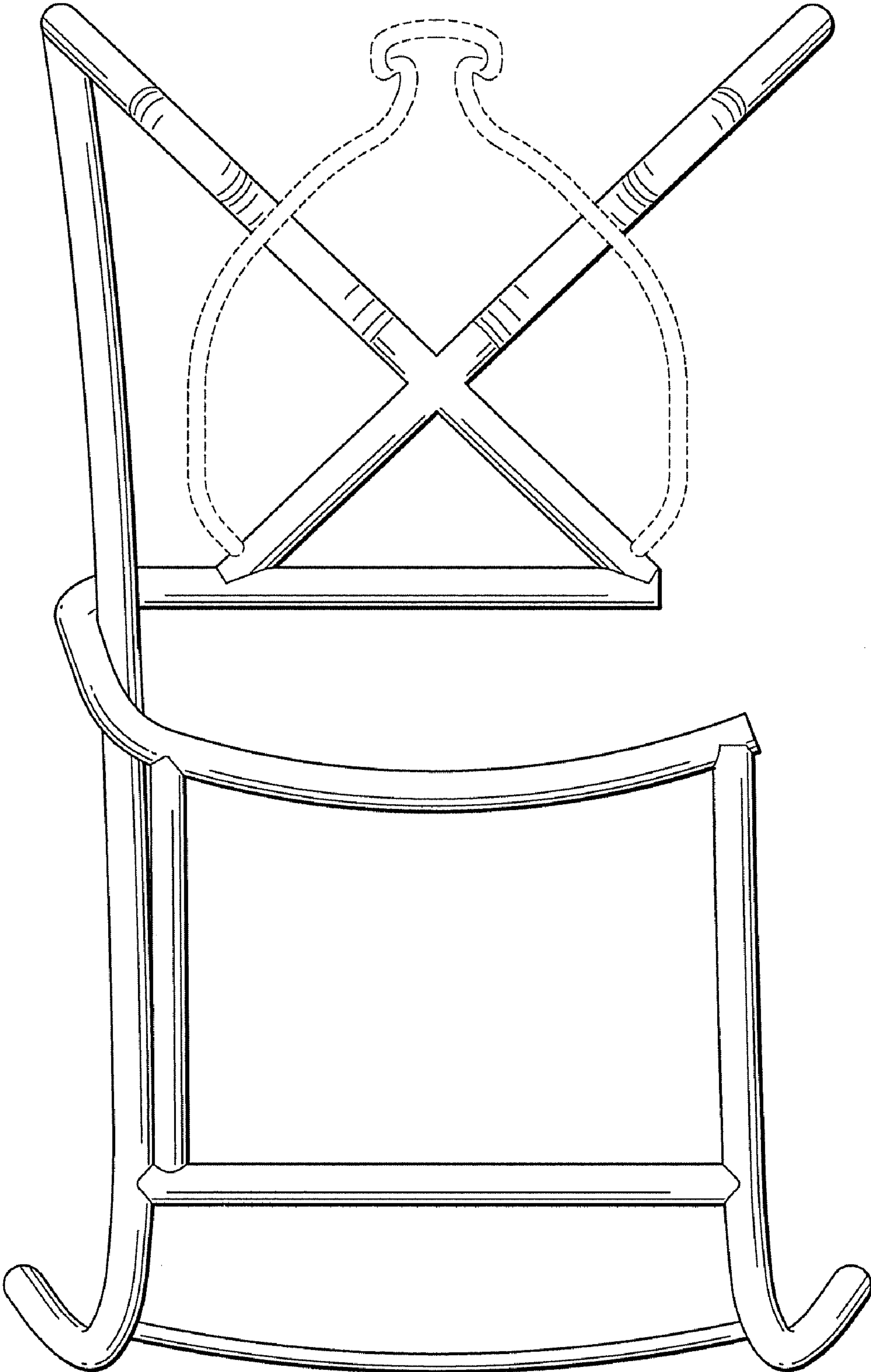


Fig. 5




*Fig. 6*





*Fig. 7*



*Fig. 8*