



US00D589717S

(12) **United States Design Patent**  
**Domack et al.**

(10) **Patent No.:** **US D589,717 S**  
(45) **Date of Patent:** **\*\* Apr. 7, 2009**

(54) **BED**  
(75) Inventors: **Randy D. Domack**, Trempealeau, WI (US); **Terry A. Everson**, Blair, WI (US)

D510,828 S \* 10/2005 Mohundro ..... D6/505  
D517,845 S 3/2006 Schmitt  
D536,914 S 2/2007 Schmitt  
D565,864 S \* 4/2008 Domack et al. .... D6/393

(73) Assignee: **Ashley Furniture Industries, Inc.**,  
Arcadia, WI (US)

**OTHER PUBLICATIONS**

Photograph of unknown bed, Jun. 2006.  
Kingston Bay, B388-74-77-93, Ashley Furniture Industries, Inc.,  
Product Photography, vol. 5, Series 1, Spring 2003, p. 80.  
Photograph of Samuel Lawrence bed, prior to Oct. 12, 2007.

(\*\*) Term: **14 Years**

\* cited by examiner

(21) Appl. No.: **29/296,066**

(22) Filed: **Oct. 12, 2007**

*Primary Examiner*—Janice E Seeger

(74) *Attorney, Agent, or Firm*—Patterson, Thunte, Skaar &  
Christensen, P.A.

(51) **LOC (9) Cl.** ..... **06-02**

(52) **U.S. Cl.** ..... **D6/393**

(58) **Field of Classification Search** ..... D6/382,  
D6/388, 389, 393–395, 505–508, 502; 5/53.1,  
5/907, 279.1, 280, 281, 310

(57) **CLAIM**

See application file for complete search history.

We claim the ornamental design for a bed, as shown and described.

(56) **References Cited**

**DESCRIPTION**

**U.S. PATENT DOCUMENTS**

D340,372 S	10/1993	Ball	
D374,562 S *	10/1996	Mann et al. ....	D6/393
D376,283 S	12/1996	James	
D390,375 S *	2/1998	Walters et al. ....	D6/393
D390,389 S	2/1998	Walters, III et al.	
D400,378 S	11/1998	Hazen et al.	
D405,975 S	2/1999	Keller et al.	
D443,433 S *	6/2001	McDaniel et al. ....	D6/393
D459,120 S *	6/2002	Stanton .....	D6/505
D469,285 S	1/2003	Stanton	
D474,917 S	5/2003	Risdon	
D475,862 S *	6/2003	McDaniel et al. ....	D6/393
D487,199 S	3/2004	Schmitt	
D487,363 S	3/2004	Schmitt	
D493,976 S	8/2004	Bergelin	
D508,178 S *	8/2005	Mohundro .....	D6/505
D509,976 S	9/2005	Mohundro	

FIG. 1 is a front corner perspective view of a bed according to an embodiment of the invention. The view from the adjacent front corner being a mirror image thereof.

FIG. 2 is a front elevational view of a headboard of a bed according to an embodiment of the invention.


FIG. 3 is a side elevational view of a bed according to an embodiment of the invention. The view from the opposite side being a mirror image thereof.

FIG. 4 is a side elevational view of a bed according to an embodiment of the invention; and,

FIG. 5 is a top plan view of a bed according to an embodiment of the invention.

The headboard and footboard are shown separately for convenience of illustration.

**1 Claim, 5 Drawing Sheets**



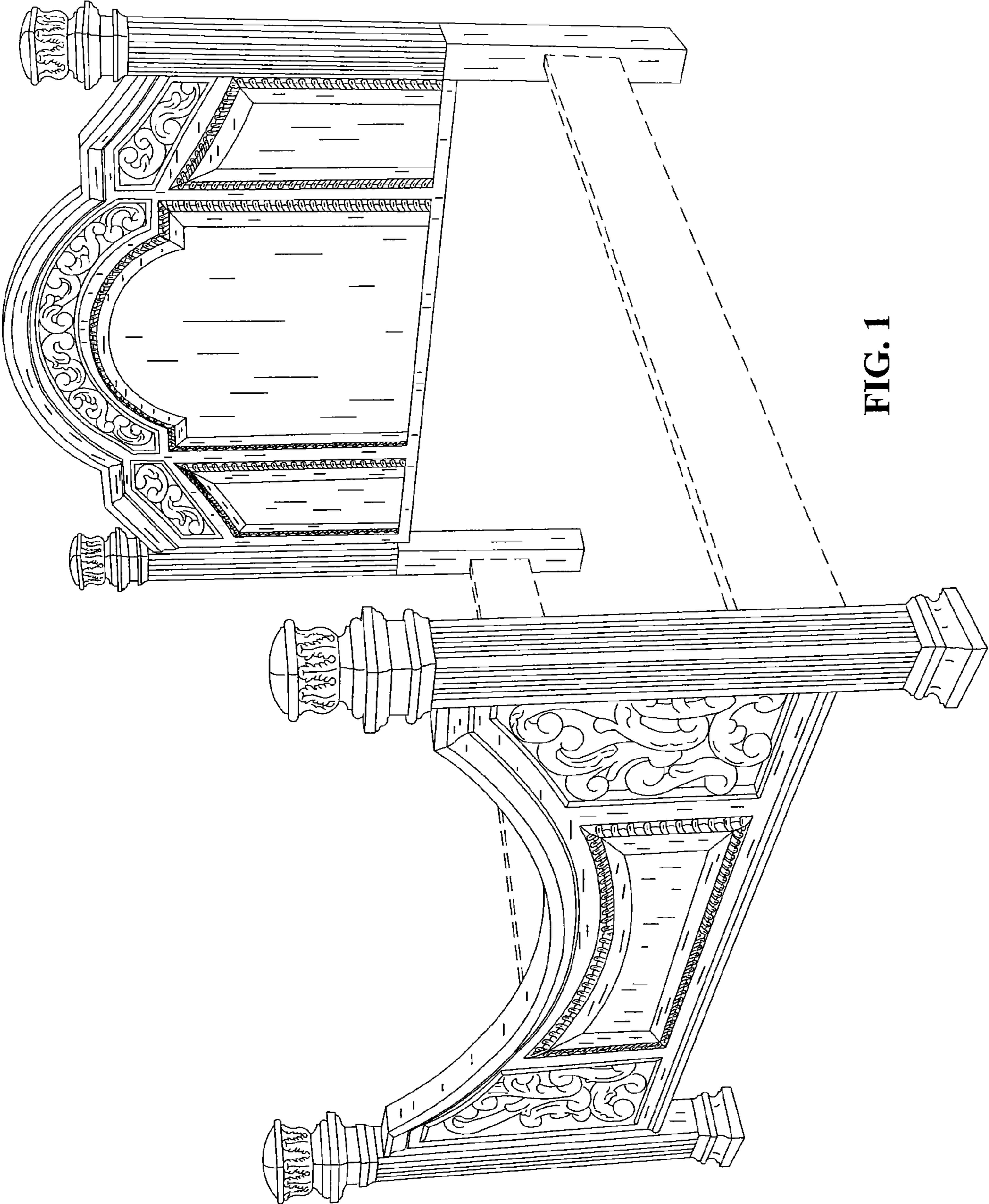


FIG. 1

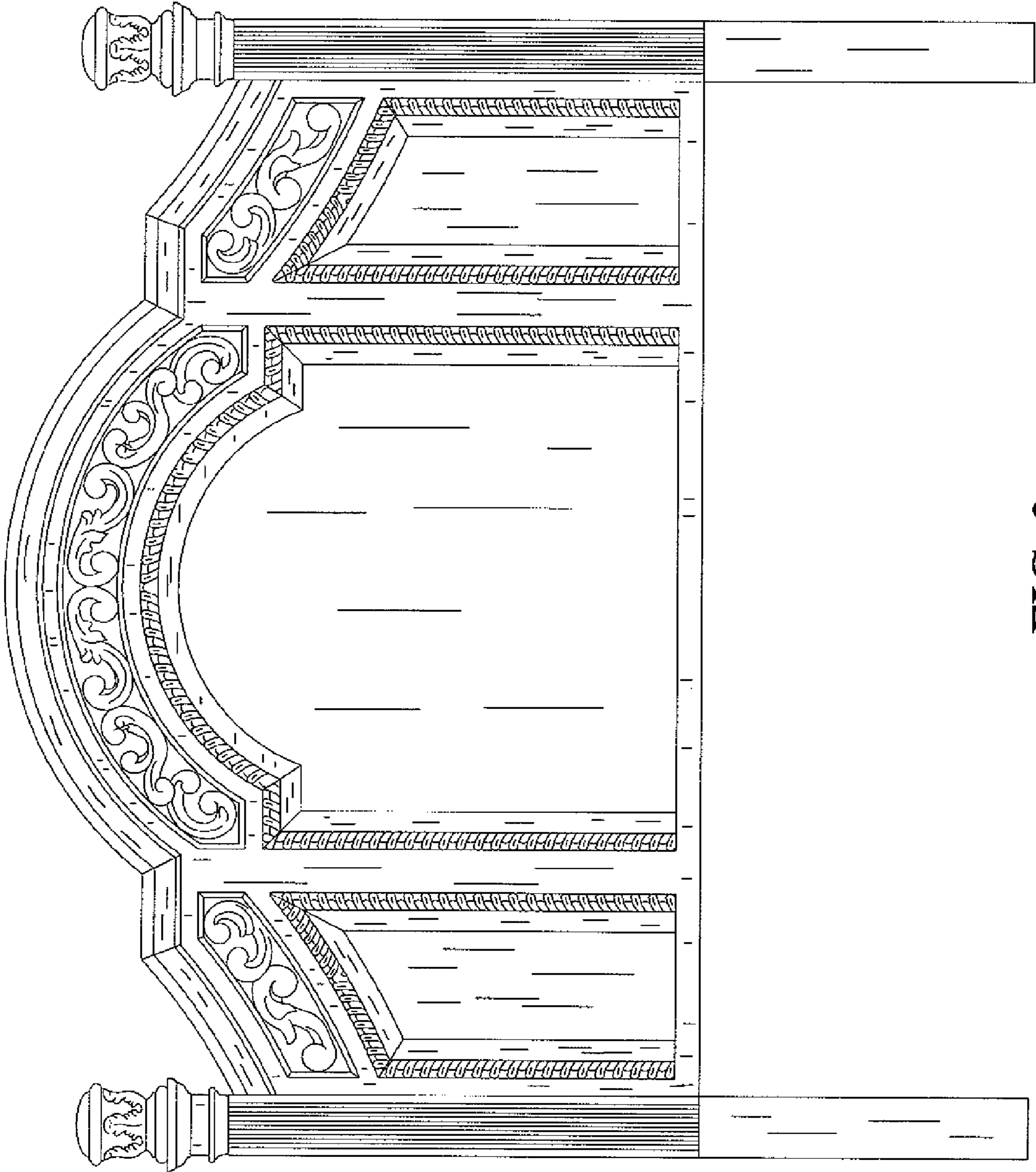


FIG. 2

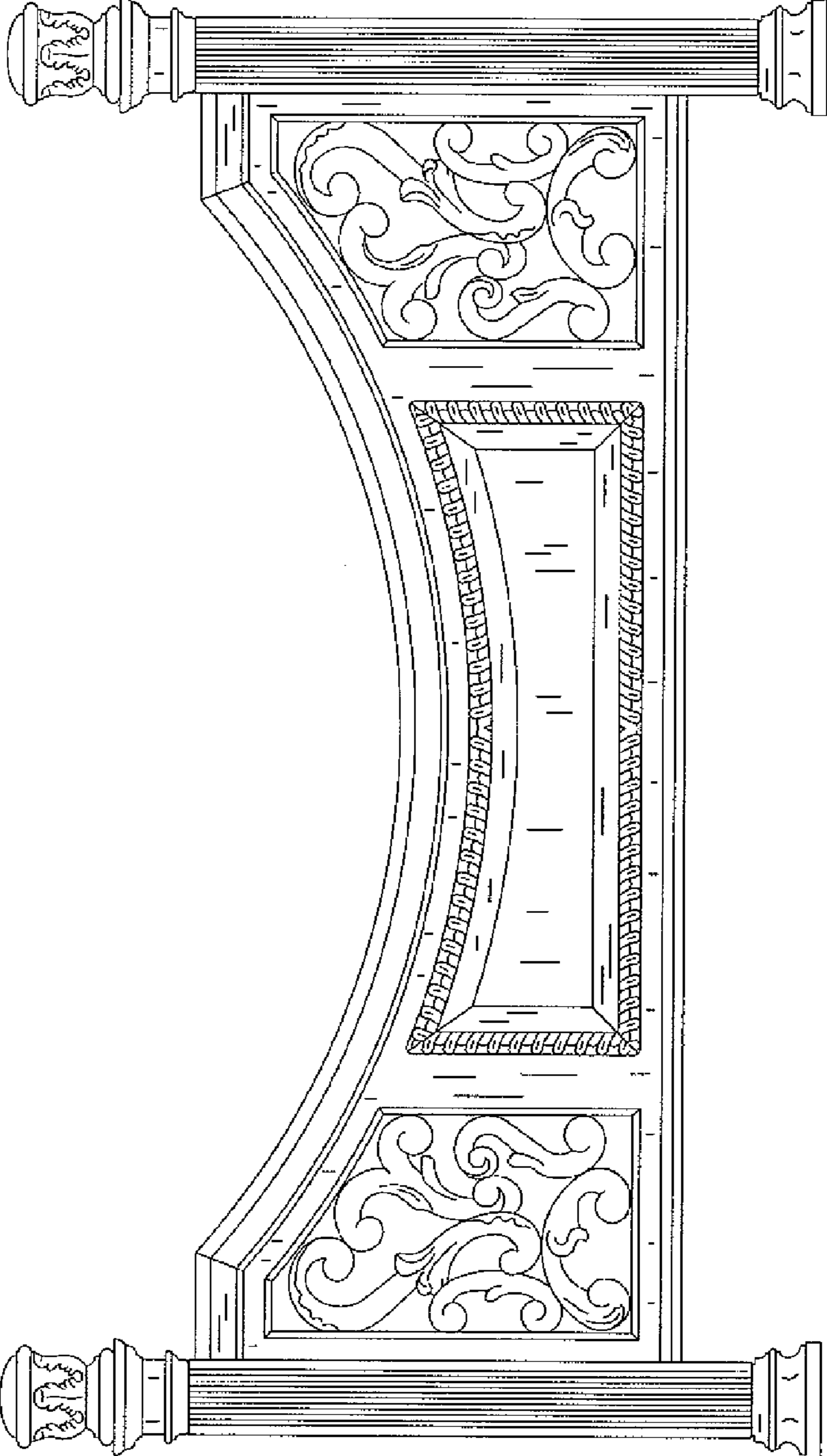


FIG. 3



FIG. 4




FIG. 5