



US00D589706S

(12) **United States Design Patent**  
**Hilbinger**

(10) **Patent No.:** **US D589,706 S**

(45) **Date of Patent:** **\*\* Apr. 7, 2009**

(54) **BUNTING**

(75) **Inventor:** **Terriann Hilbinger**, Shippensburg, PA (US)

(73) **Assignee:** **The Beistle Company**, Shippensburg, PA (US)

(\*\*) **Term:** **14 Years**

(21) **Appl. No.:** **29/250,298**

(22) **Filed:** **Nov. 9, 2006**

(51) **LOC (9) Cl.** ..... **05-04**

(52) **U.S. Cl.** ..... **D5/7**

(58) **Field of Classification Search** ..... D5/1,  
D5/2, 3, 7, 8, 11, 13, 14, 16, 19, 20, 23, 24,  
D5/25, 26, 27, 28, 30, 32, 35, 36, 37, 39,  
D5/43, 46, 47, 49, 50, 52, 53, 54, 55, 56,  
D5/57, 58, 59, 60, 62, 63, 64, 65, 66, 99,  
D5/48; D2/17, 25, 69.5, 719, 749, 994; D11/117,  
D11/121, 131, 143, 148, 149, 151, 157, 164,  
D11/165, 180, 184; 160/38, 84.1 F, 124,  
160/330; 206/423; 47/41.01; 40/604; 428/95,  
428/187, 198, 199, 540, 542.2, 325, 364,  
428/919, 904.4; D6/575, 576, 577, 579,  
D6/580, 582, 583, 595, 598, 603, 604, 605,  
D6/606, 608, 613, 616, 617, 619, 622; D7/369.4,  
D7/369.5, 396; D24/124, 125, 126; D25/142,  
D25/152; 5/413 AM, 709; 162/109, 231;  
156/148, 209

See application file for complete search history.

(56) **References Cited**

U.S. PATENT DOCUMENTS

1,736,086	A	11/1929	Madsen, Jr.	
2,301,081	A	11/1942	Rosenberg	
D212,522	S *	10/1968	Spillers	D5/7
D326,020	S *	5/1992	Kleinen	D5/18
D413,832	S *	9/1999	Etzion	D11/121
2003/0116287	A1	6/2003	Titus et al.	
2005/0199356	A1	9/2005	Nien et al.	

\* cited by examiner

*Primary Examiner*—Robert M Spear

*Assistant Examiner*—Barbara B Lohr

(74) *Attorney, Agent, or Firm*—Barley Snyder LLC

(57) **CLAIM**

The ornamental design for an ornamental bunting, as shown and described.

**DESCRIPTION**

FIG. 1 is a front elevation view of an ornamental bunting, showing the new design;

FIG. 2 is a top plan view thereof;

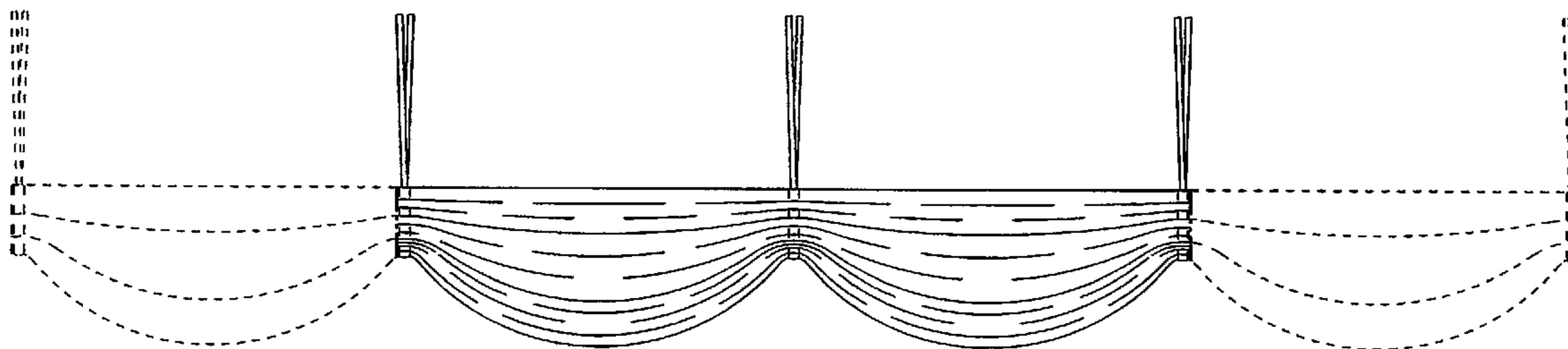
FIG. 3 is a bottom plan view thereof;

FIG. 4 is a rear elevation view thereof;

FIG. 5 is a right side elevation view thereof; and,

FIG. 6 is a left side elevation view thereof.

**1 Claim, 2 Drawing Sheets**



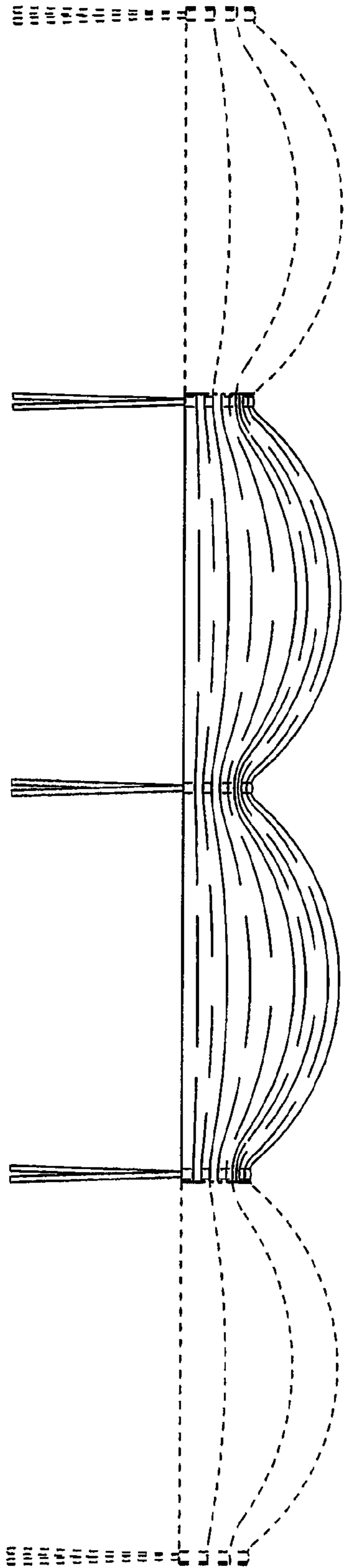


FIG. 1



FIG. 2



FIG. 3

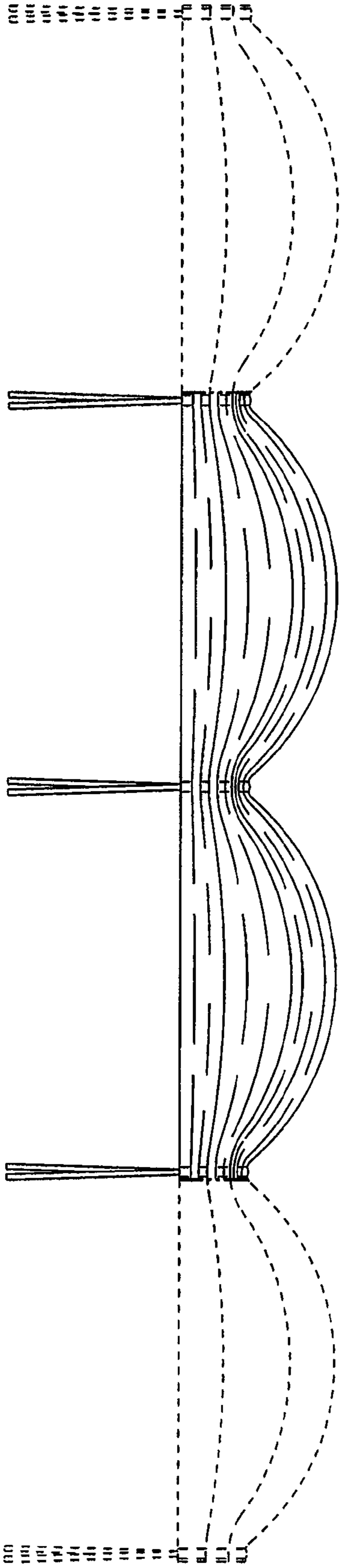


FIG. 4



FIG. 5



FIG. 6