



US00D589704S

(12) **United States Design Patent**
Spivey et al.

(10) **Patent No.:** **US D589,704 S**

(45) **Date of Patent:** **** Apr. 7, 2009**

(54) **WATER BOTTLE TRAY**

(75) Inventors: **Patrick Spivey**, Clarkston, GA (US);
Kenneth C. Kreaflle, Atlanta, GA (US)

(73) Assignee: **Base Brands, LLC**, Atlanta, GA (US)

(**) Term: **14 Years**

(21) Appl. No.: **29/306,915**

(22) Filed: **Apr. 18, 2008**

(51) **LOC (9) Cl.** **03-01**

(52) **U.S. Cl.** **D3/311**

(58) **Field of Classification Search** D3/200,
D3/201, 203.1, 203.3, 205–206, 273, 276,
D3/304–315; D6/525, 475–476; D19/75,
D19/77, 86, 90, 92, 100; 206/203, 214–215,
206/822, 307.1; 229/100, 914, 913, 406;
D7/550.1, 500, 543, 590, 553.8, 553.2–553.5,
D7/701, 546, 705, 708, 600, 549, 552.2, 569;
220/737

See application file for complete search history.

(56) **References Cited**

U.S. PATENT DOCUMENTS

D152,683 S *	2/1949	Erickson	D9/755
2,565,299 A *	8/1951	Erickson	220/512
D201,695 S *	7/1965	Bieger	D7/705
D210,930 S *	5/1968	Box	D3/309
D253,927 S	1/1980	Conley		
4,209,094 A	6/1980	Bly		
4,344,530 A	8/1982	deLarosiere		
D279,837 S	7/1985	Tanaka		
D290,080 S	6/1987	Carlson		
4,928,841 A	5/1990	Arthurs		
D318,552 S	7/1991	Apps		
5,335,814 A	8/1994	Hepp		
D353,747 S	12/1994	Lanier		
D381,515 S *	7/1997	Haynes	D3/313
5,704,482 A	1/1998	Apps et al.		

D390,458 S	2/1998	Kristoffersson		
5,842,572 A	12/1998	Apps et al.		
5,855,277 A	1/1999	Apps et al.		
D410,778 S	6/1999	Apps et al.		
D417,784 S	12/1999	Umiker		
D420,220 S	2/2000	Apps et al.		
6,457,599 B1	10/2002	Apps et al.		
D487,005 S *	2/2004	Schuler	D7/706
7,017,746 B2	3/2006	Apps		
D535,881 S *	1/2007	Liukko	D9/456
7,281,641 B2	10/2007	Apps et al.		
D558,531 S *	1/2008	Ewald et al.	D7/611
D576,849 S *	9/2008	Carfagna	D7/701

* cited by examiner

Primary Examiner—T. Chase Nelson

Assistant Examiner—Eric L Goodman

(74) *Attorney, Agent, or Firm*—Wong, Cabello, Lutsch,
Rutherford & Brucculeri, LLP

(57) **CLAIM**

The ornamental design for a water bottle tray, as shown and described.

DESCRIPTION

FIG. 1 is a perspective view of a water bottle tray showing our new design.

FIG. 2 is a top view thereof.

FIG. 3 is a bottom view thereof.

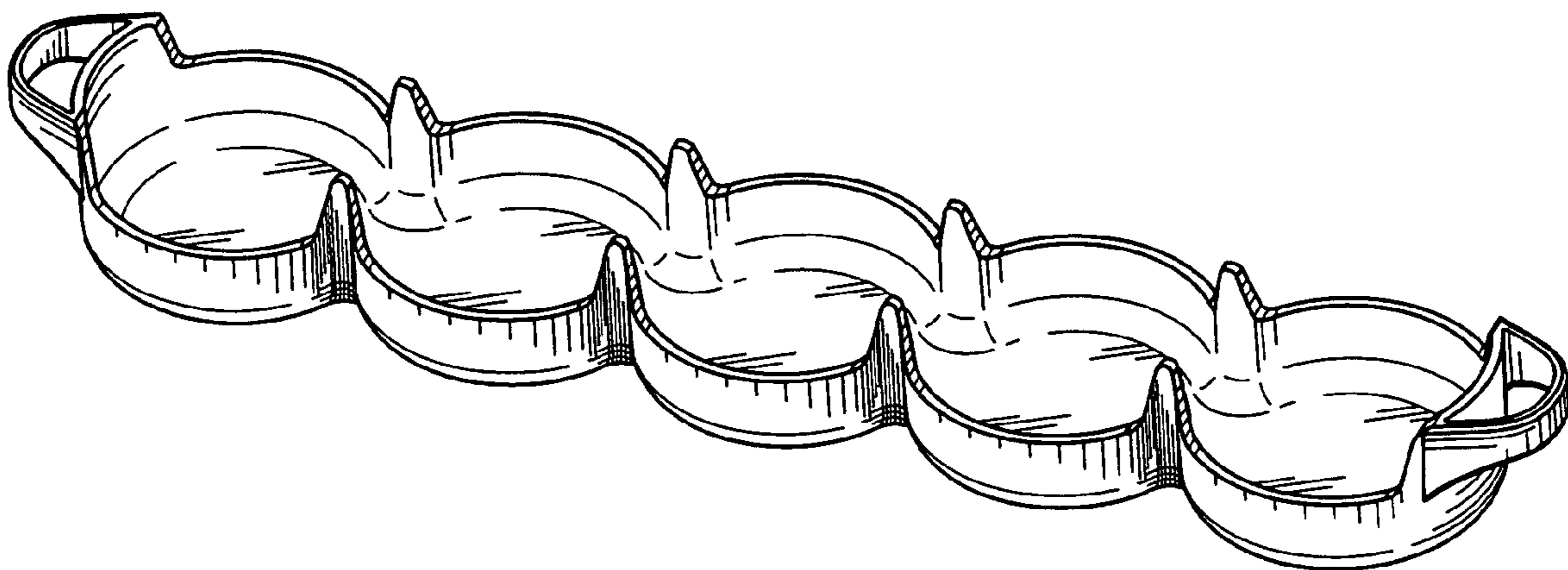
FIG. 4 is a right elevational view thereof with the left elevational view being a mirror image thereof.

FIG. 5 is an end view thereof with the opposite end view being a mirror image thereof; and,

FIG. 6 is another elevational view thereof showing a plurality of water bottles in the tray.

The broken line showing in FIG. 6 is for illustrative purposes only and forms no part of the claimed design.

1 Claim, 2 Drawing Sheets



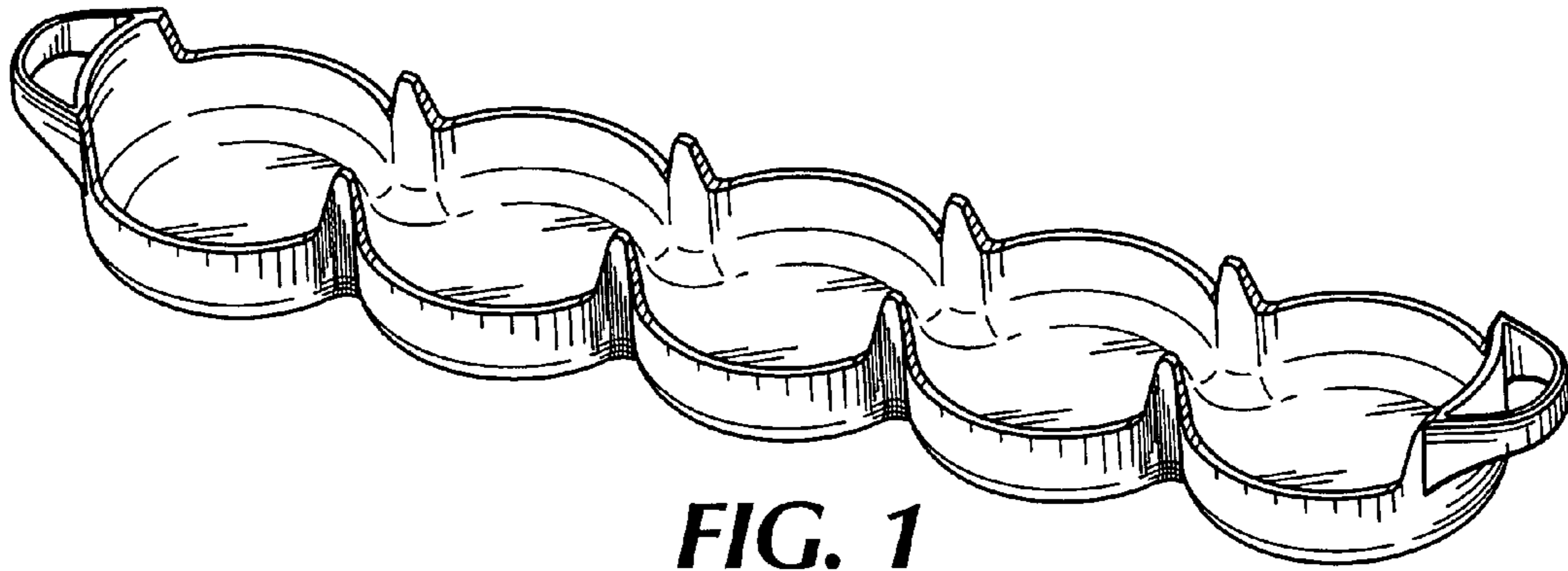


FIG. 1




FIG. 2

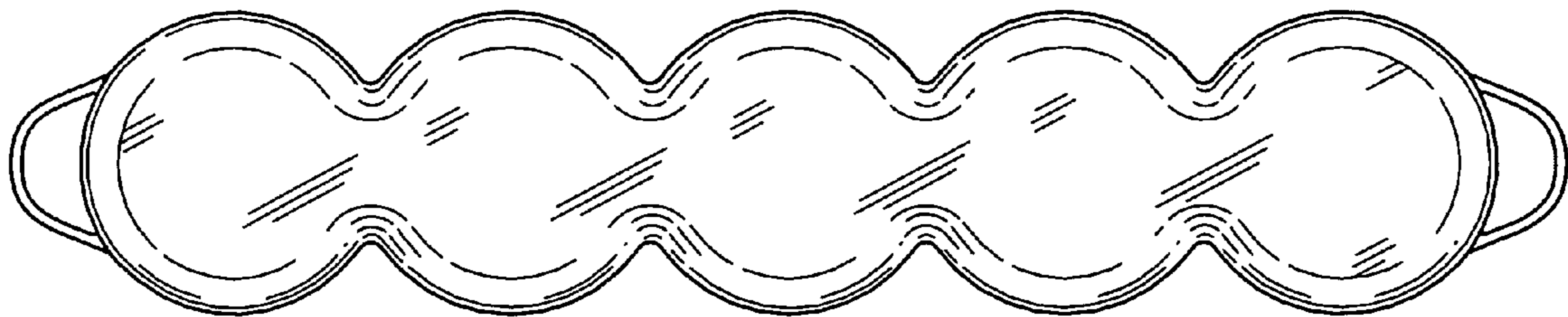


FIG. 3

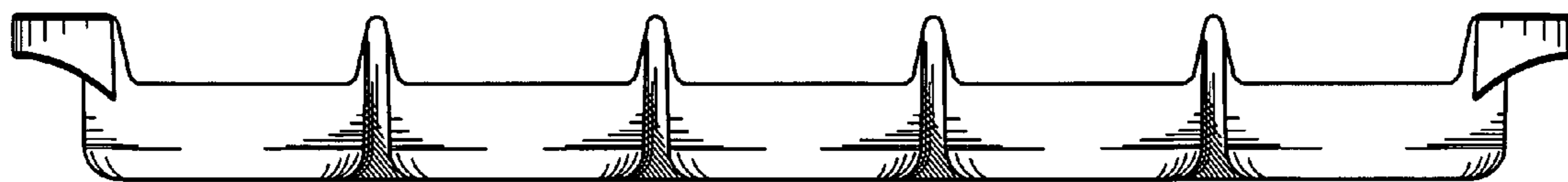


FIG. 4

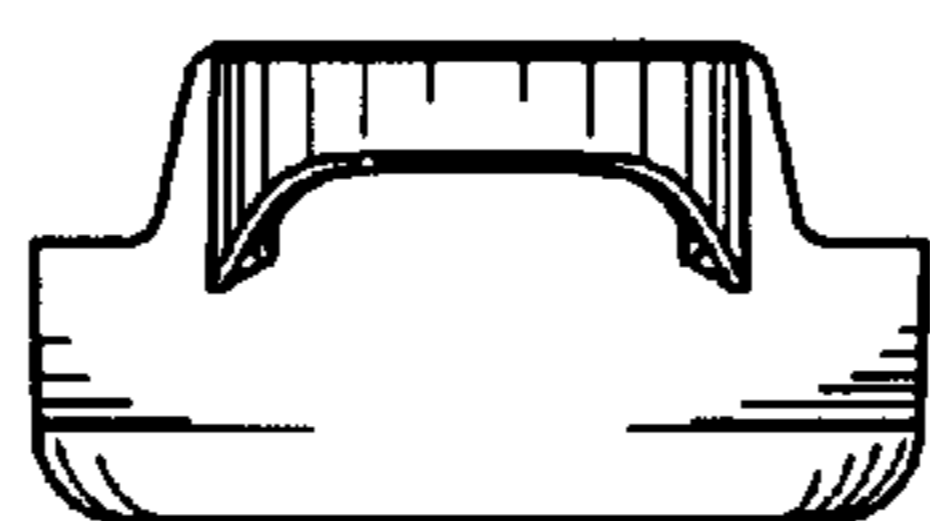


FIG. 5

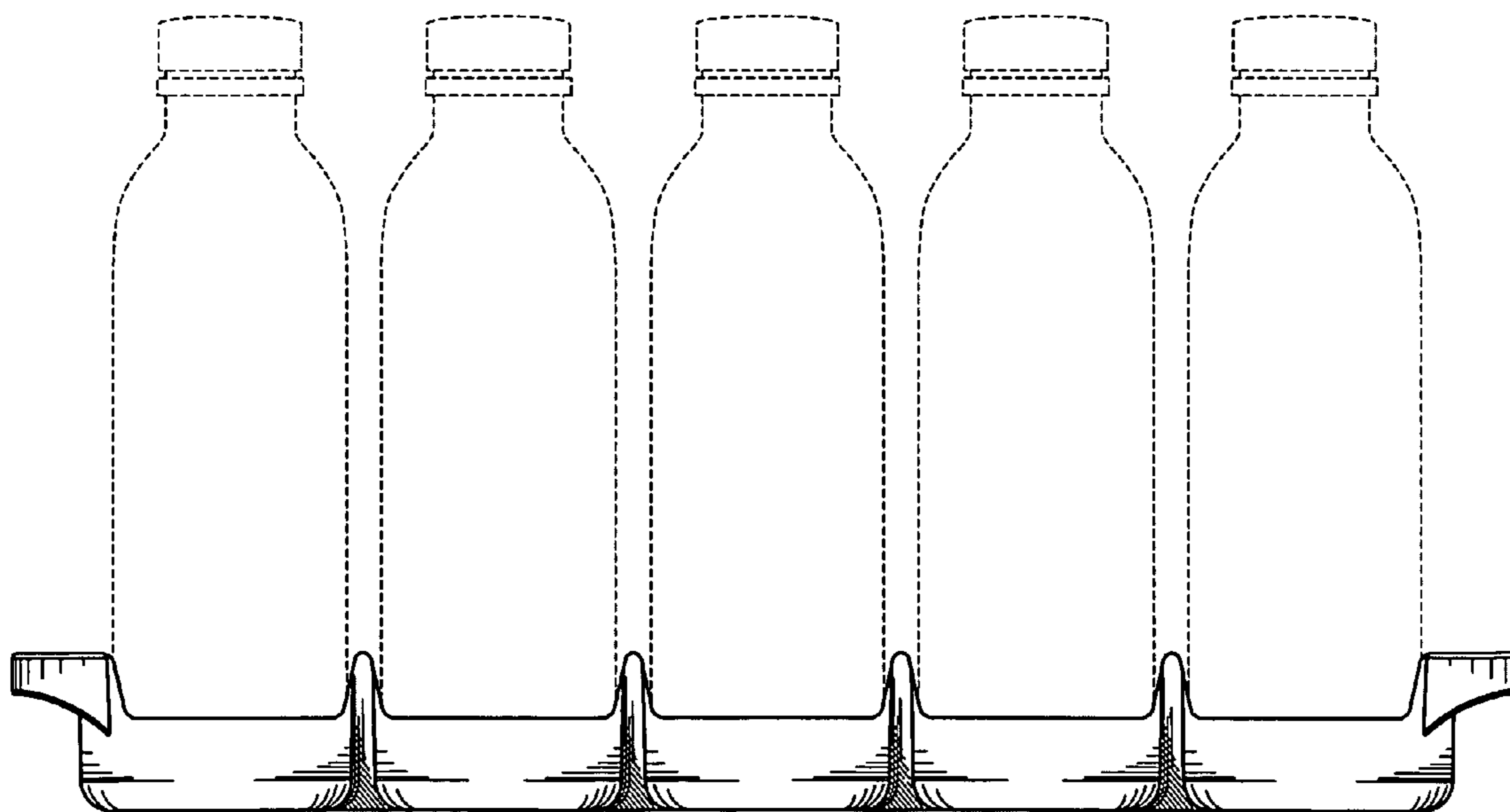


FIG. 6