



US00D589702S

(12) **United States Design Patent**
Hale

(10) **Patent No.:** **US D589,702 S**

(45) **Date of Patent:** **** Apr. 7, 2009**

(54) **GOLF TOWEL BAG**

D423,211 S * 4/2000 Giliberti D3/226
D477,135 S * 7/2003 Fu D3/247
D550,451 S * 9/2007 Burlington D3/226

(75) Inventor: **Daniel D. Hale**, 12841 Longden, Garden Grove, CA (US) 92845

* cited by examiner

(73) Assignee: **Daniel D. Hale**, Garden Grove, CA (US)

Primary Examiner—Catherine R Oliver

(**) Term: **14 Years**

(57) **CLAIM**

(21) Appl. No.: **29/294,391**

The ornamental design for a “golf towel bag,” as shown.

(22) Filed: **Jan. 9, 2008**

DESCRIPTION

(51) **LOC (9) Cl.** **03-01**

(52) **U.S. Cl.** **D3/255; D3/221**

(58) **Field of Classification Search** D3/221,
D3/224, 226, 254–255, 320, 232–233, 247;
224/918–919; 206/315.2, 315.3, 315.4, 315.5;
383/38, 117; 150/100, 102, 106, 113, 132,
150/138, 143, 145–149; D6/608, 596
See application file for complete search history.

FIG. 1 is a perspective view of a golf towel bag showing my new design;

FIG. 2 is front elevational view thereof;

FIG. 3 is rear elevational view thereof;

FIG. 4 is a left side elevational view thereof;

FIG. 5 is a right side elevational view thereof;

FIG. 6 is a top plan view thereof; and,

FIG. 7 is a bottom plan view thereof.

The golf club inserted in a panel golf sleeve is shown in broken lines for illustrative purposes only and form no part of the claimed design.

(56) **References Cited**

U.S. PATENT DOCUMENTS

D308,763 S * 6/1990 Lesch D3/226
D360,797 S * 8/1995 Evans D6/608
D403,504 S * 1/1999 Breth D3/255
5,898,968 A * 5/1999 Beattie 206/315.2

1 Claim, 2 Drawing Sheets

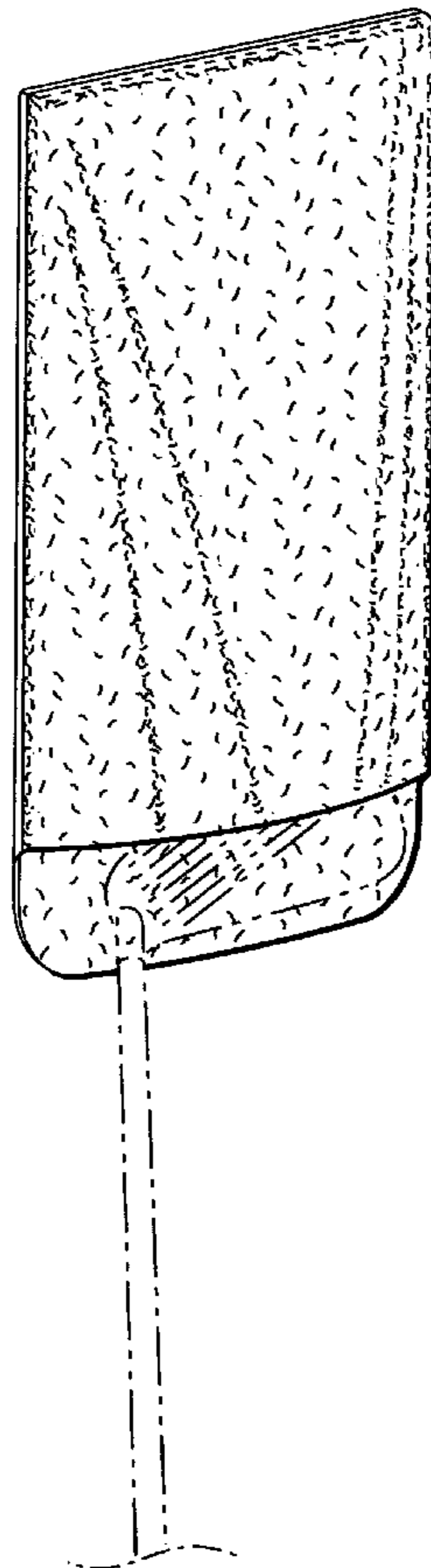


Fig. 1

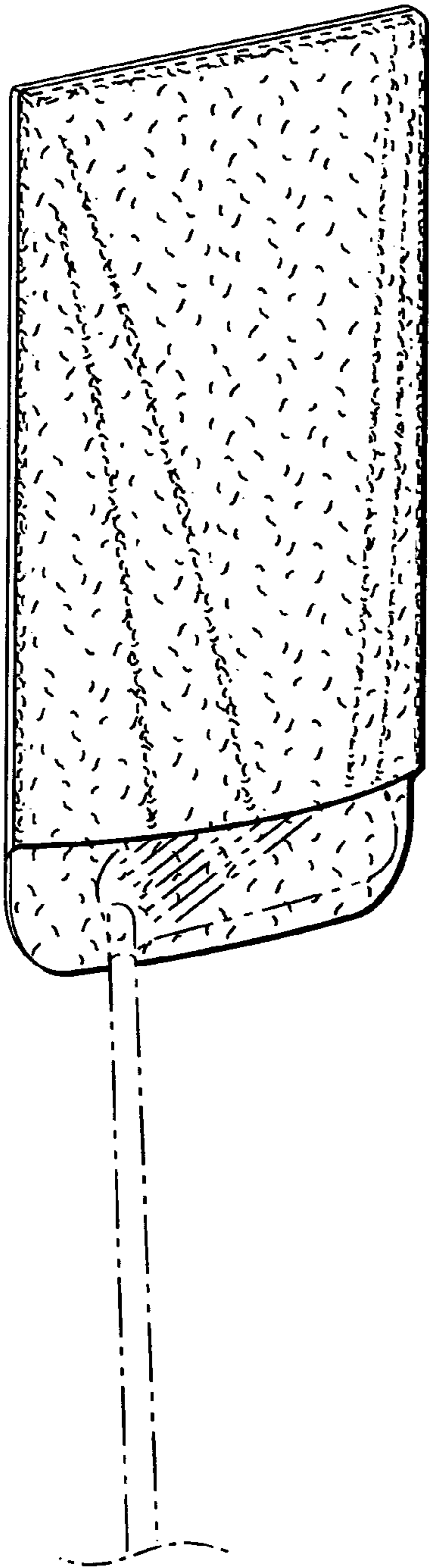


Fig. 2




Fig. 3




Fig. 5



Fig. 4




Fig. 6




Fig. 7

