

US00D589695S

(12) **United States Design Patent**
Lawler

(10) **Patent No.:** **US D589,695 S**

(45) **Date of Patent:** **** Apr. 7, 2009**

(54) **FOOTWEAR**

(75) Inventor: **Daniel Lawler**, London (GB)

(73) Assignee: **J. Choo Limited**, London (GB)

(**) Term: **14 Years**

(21) Appl. No.: **29/294,139**

(22) Filed: **Dec. 20, 2007**

(30) **Foreign Application Priority Data**

Jul. 4, 2007 (EM) 000756069-0013

(51) **LOC (9) Cl.** **02-99**

(52) **U.S. Cl.** **D2/971**

(58) **Field of Classification Search** D2/896,
D2/925-942, 969, 971; 36/1, 83, 8.3, 45-58

See application file for complete search history.

(56) **References Cited**

U.S. PATENT DOCUMENTS

D85,016 S *	9/1931	Troy	D2/930
D92,860 S *	7/1934	Miller	D2/930
D93,336 S	9/1934	Elkin		
D95,680 S	5/1935	Goodkind		
D98,570 S *	2/1936	Atkins	D2/933
D98,670 S *	2/1936	Gordon	D2/930

D106,548 S *	10/1937	Troy	D2/932
D107,469 S *	12/1937	Turignsky	D2/932
D119,326 S *	3/1940	Fein et al.	D2/927
D562,540 S *	2/2008	Guers-Neyrud	D9/971

* cited by examiner

Primary Examiner—Dominic Simone

(74) *Attorney, Agent, or Firm*—Fross Zelnick Lehrman & Zissu, P.C.; Lawrence E. Apolzon, Esq.

(57) **CLAIM**

The ornamental design for footwear, as shown and described.

DESCRIPTION

FIG. 1 is a front perspective view of a shoe showing my footwear design;

FIG. 2 is a left side view of the footwear shown in FIG. 1;


FIG. 3 is a right side view of the footwear shown in FIG. 1;

FIG. 4 is a front view of the footwear shown in FIG. 1; and,

FIG. 5 is a top view of the footwear shown in FIG. 1.

The broken line showing of the heel, heel cap, sole, buckle, buckle holes, portion of strap, footbed and sling back strap is for illustrative purposes only and forms no part of the claimed design.

1 Claim, 5 Drawing Sheets






FIG. 1




FIG. 2




FIG. 3

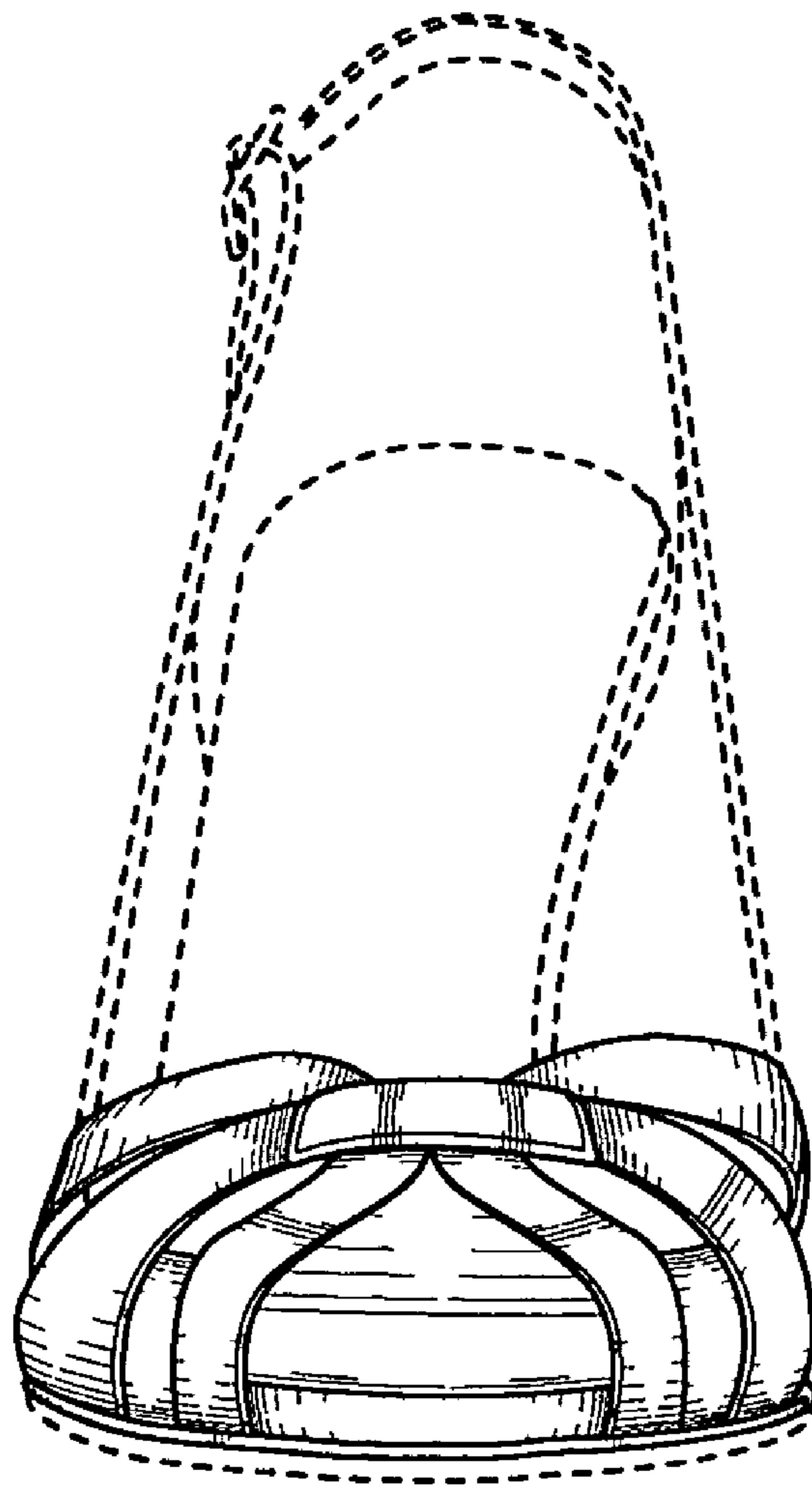


FIG. 4

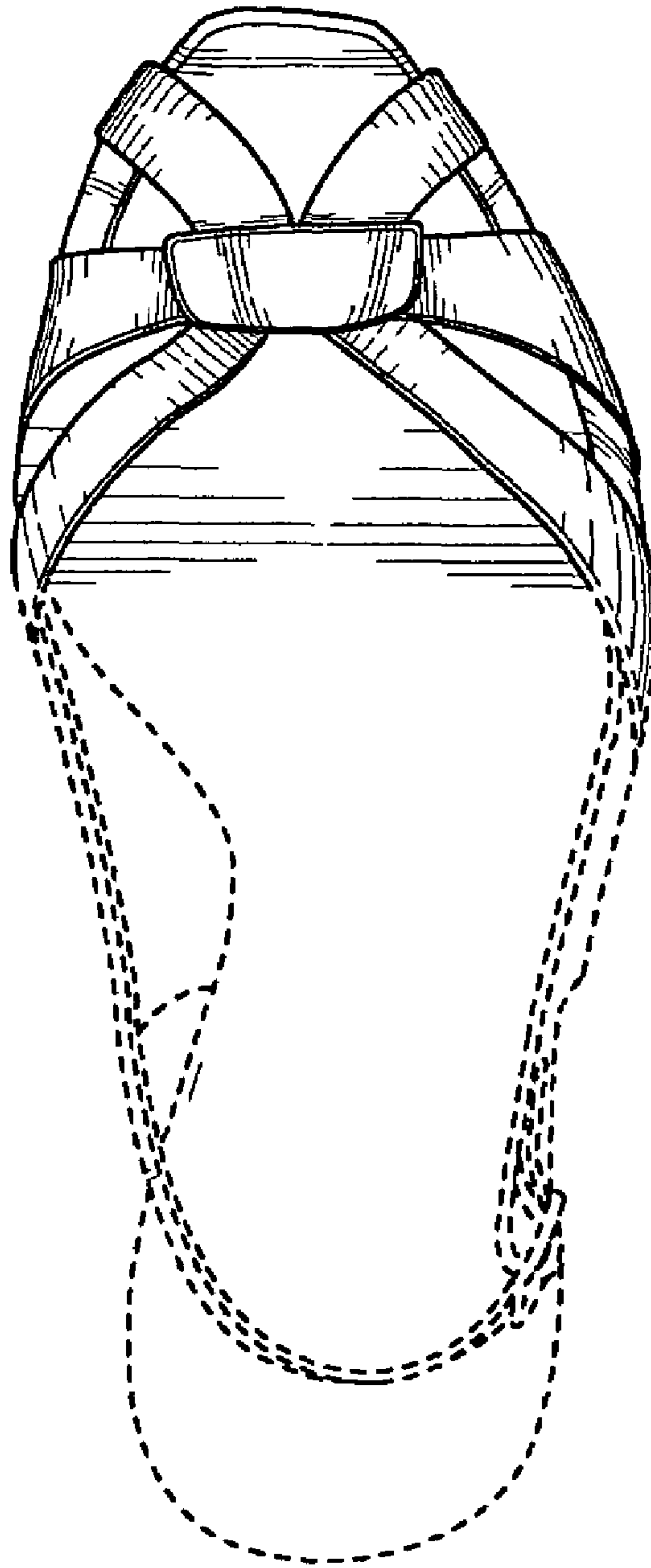


FIG. 5