



US00D589693S

(12) **United States Design Patent**
Choi et al.

(10) **Patent No.:** **US D589,693 S**

(45) **Date of Patent:** **** Apr. 7, 2009**

(54) **FOOTWEAR**

(75) Inventors: **Sandra Choi**, London (GB); **Alvaro Gonzalez**, Florence (IT)

(73) Assignee: **J. Choo Limited**, London (GB)

(**) Term: **14 Years**

(21) Appl. No.: **29/294,110**

(22) Filed: **Dec. 20, 2007**

(30) **Foreign Application Priority Data**

Jan. 24, 2007 (EM) 000660592-0005

(51) **LOC (9) Cl.** **02-99**

(52) **U.S. Cl.** **D2/971**

(58) **Field of Classification Search** D2/896,
D2/925-942, 969, 971; 36/1, 83, 8.3, 45-58
See application file for complete search history.

(56) **References Cited**

U.S. PATENT DOCUMENTS

D90,502 S *	8/1933	Miller	D2/934
D92,304 S *	5/1934	Heil	D2/933
D98,327 S *	1/1936	Hurzeler	D2/933
D105,066 S *	6/1937	Timpanelli	D2/939
D110,446 S *	7/1938	Sholtz	D2/931
D112,342 S *	11/1938	Hartwell	D2/933
D133,271 S *	8/1942	Grossman	D2/927
D133,452 S *	8/1942	Miller	D2/939
D552,841 S *	10/2007	Choi et al.	D2/971
D554,348 S	11/2007	Kelsey		
D558,437 S *	1/2008	Wilkinson	D2/971
D562,540 S *	2/2008	Guers-Neyrud	D2/971

OTHER PUBLICATIONS

U.S. Appl. No. 29/294,144, filed Dec. 20, 2007.

U.S. Appl. No. 29/294,145, filed Dec. 20, 2007.

U.S. Appl. No. 29/301,016, filed Feb. 5, 2008.

J. Choo Limited; Filter Shoe; Undated photograph; First disclosed Jan. 23, 2006.

J. Choo Limited; Pouffe sho; #276; Spring/Summer 2003 Catalog; Published Sep. 2002.

J. Choo Limited; Banjo shoe; #278; Spring/Summer 2003 Catalog; Published Sep. 2002.

J. Choo Limited; Paprika shoe; #280; Spring/Summer 2003 Catalog; Published Sep. 2002.

J. Choo Limited; Brace shoe; #283; Spring/Summer 2003 Catalog; Published Sep. 2002.

J. Choo Limited; Paula shoe; #286; Spring/Summer 2003 Catalog; Published Sep. 2002.

* cited by examiner

Primary Examiner—Dominic Simone

(74) *Attorney, Agent, or Firm*—Fross Zelnick Lehrman & Zissu, P.C.; Lawrence E. Apolzon, Esq.

(57) **CLAIM**

The ornamental design for footwear, as shown and described.

DESCRIPTION

FIG. 1 is a front perspective view of a shoe showing my footwear design;

FIG. 2 is a left side view of the footwear shown in FIG. 1;

FIG. 3 is a right side view of the footwear shown in FIG. 1;

FIG. 4 is a front view of the footwear shown in FIG. 1;

FIG. 5 is a rear view of the footwear shown in FIG. 1; and,

FIG. 6 is a top view of the footwear shown in FIG. 1.

The broken line showing of a portion of the upper, sole, heel, heel cap, sole, buckle, buckle holes, portion of strap, upper portion of shoe and footbed is for illustrative purposes only and forms no part of the claimed design.

1 Claim, 6 Drawing Sheets






FIG. 1

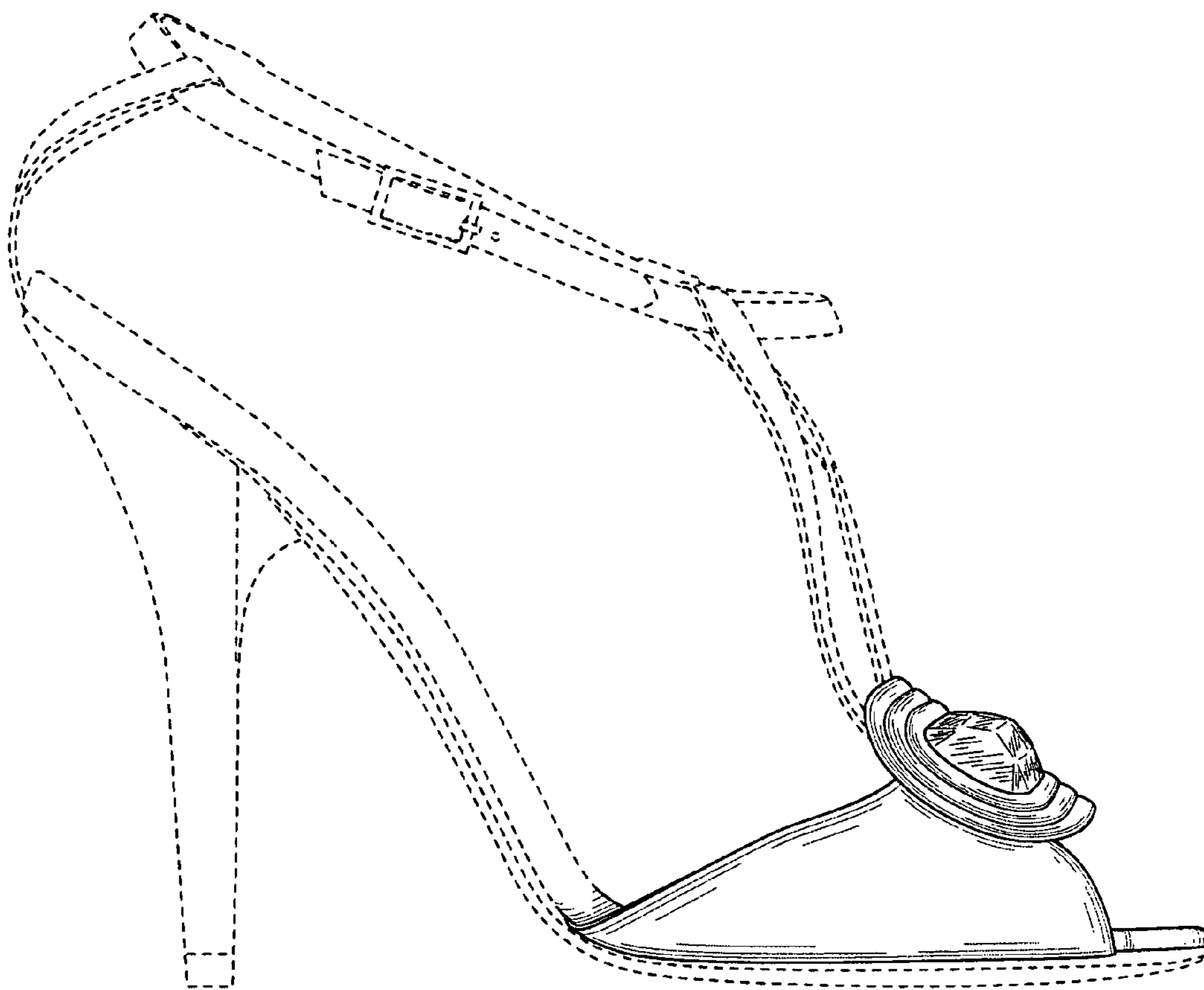


FIG. 2

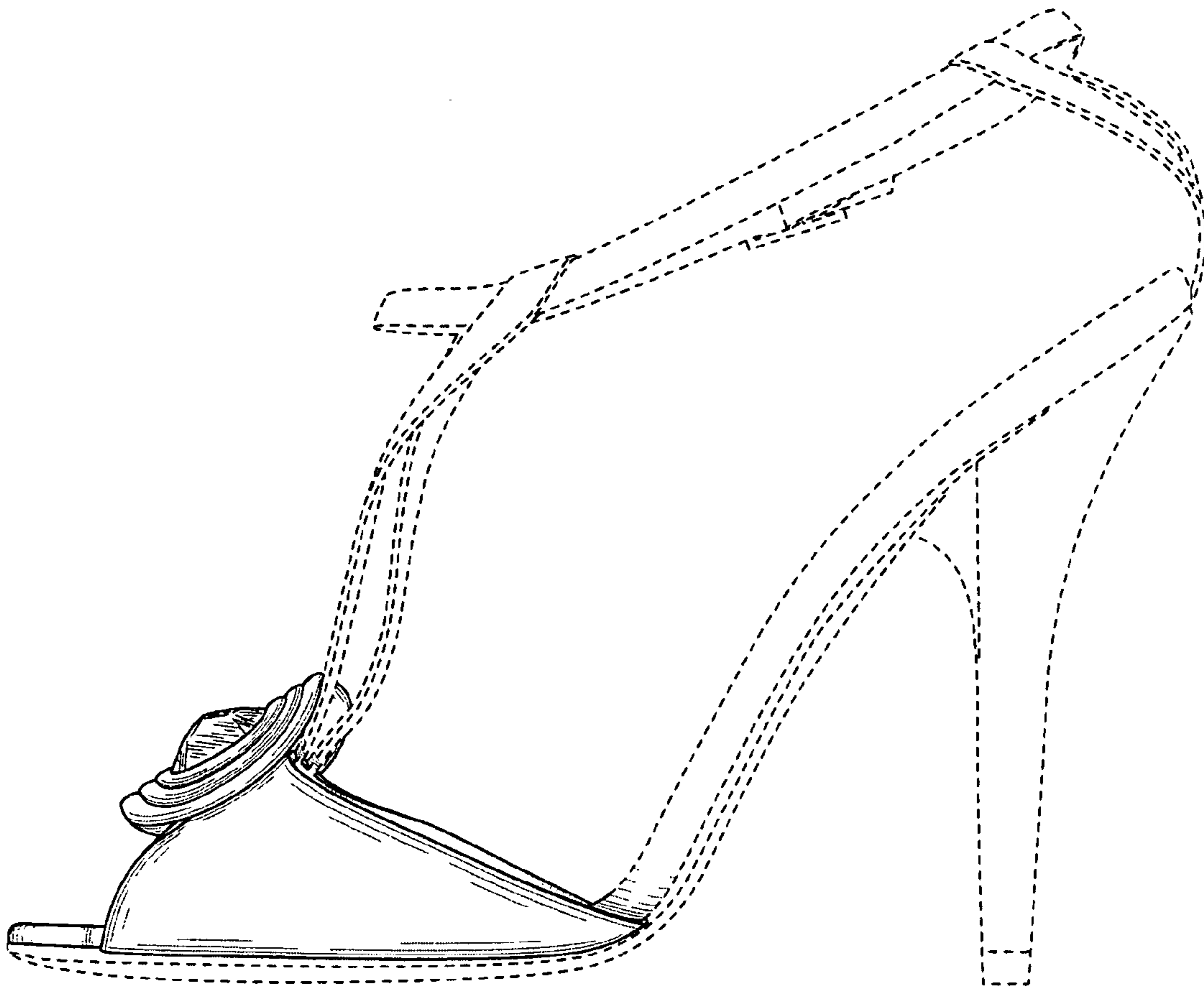


FIG. 3

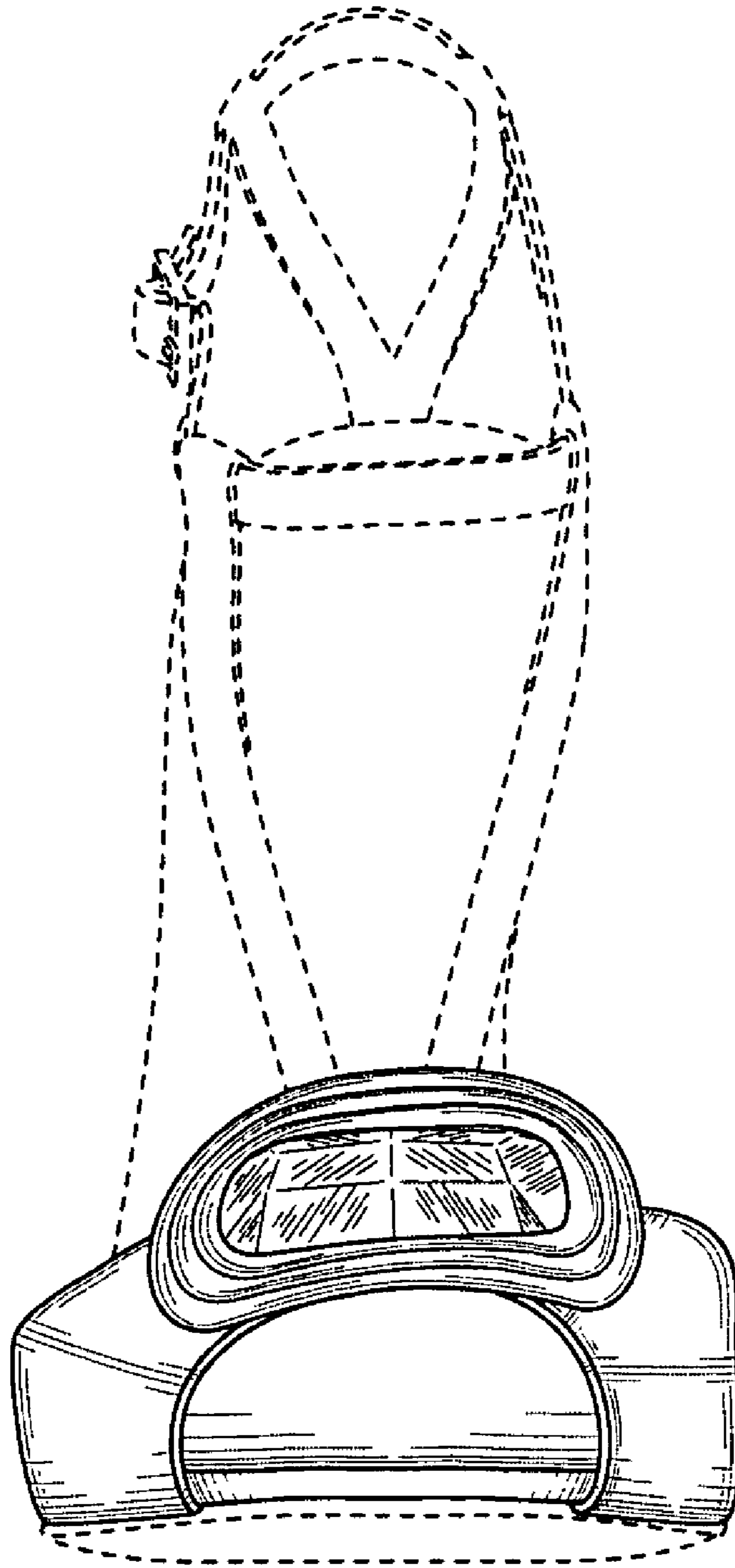


FIG. 4

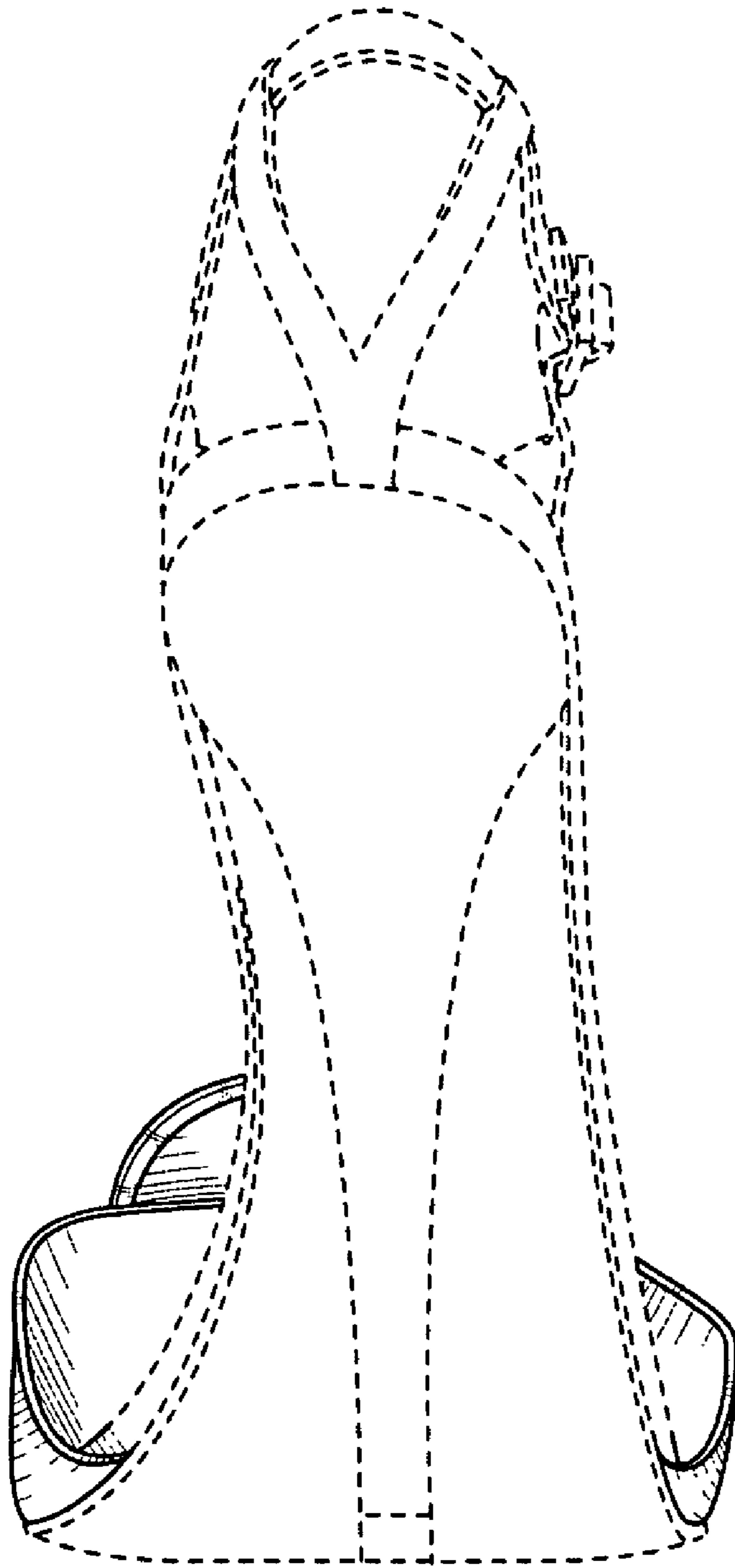


FIG. 5

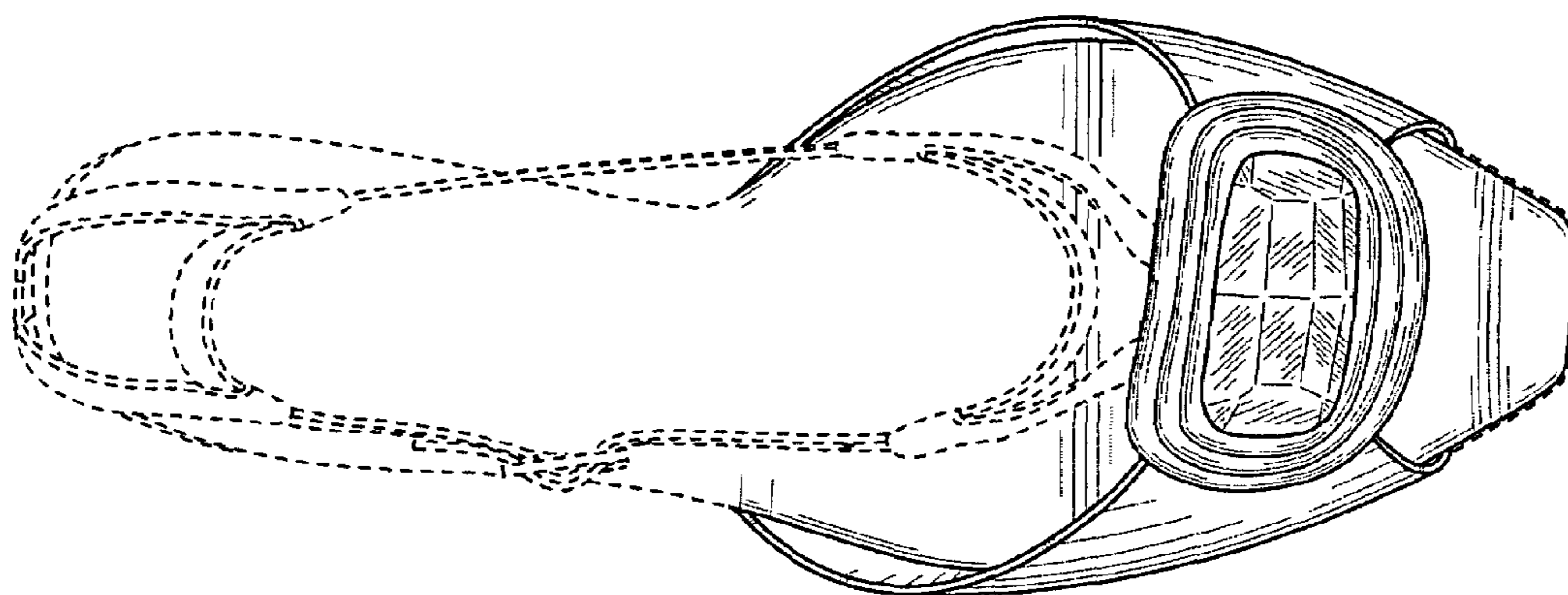


FIG. 6