



US00D589686S

(12) **United States Design Patent**
Lowe et al.

(10) **Patent No.:** **US D589,686 S**
(45) **Date of Patent:** **** Apr. 7, 2009**

(54) **SUPPORT STRAP FOR HEADWARE DEVICE**

(75) Inventors: **Danny D. Lowe**, Calgary (CA); **Glenn D. Bonsall**, Calgary (CA); **Isack Schwartz**, Calgary (CA)

(73) Assignee: **Headplay (Barbados) Inc.**, Bridgetown (BB)

(**) Term: **14 Years**

(21) Appl. No.: **29/299,328**

(22) Filed: **Dec. 21, 2007**

(51) **LOC (9) Cl.** **02-03**

(52) **U.S. Cl.** **D2/877; D2/891**

(58) **Field of Classification Search** D2/865,
D2/866, 867, 868, 869, 870, 872, 873, 874,
D2/875, 876, 877, 878, 879, 880, 881, 882,
D2/884, 886, 890, 891, 892, 893, 894, 895;
2/10, 13, 68, 171, 171.4, 171.5, 173.5, 174,
2/175.1, 175.2, 181.2, 181.4, 182.8, 183,
2/184, 195.1, 195.2, 195.3, 195.4, 200.1,
2/200.2, 202, 209.11, 209.12, 209.13, 209.14,
2/209.3, 209.5, 209.7, 417, 419, 452, 453;
D19/877, 891

See application file for complete search history.

(56) **References Cited**

U.S. PATENT DOCUMENTS

486,348	A *	11/1892	Mattson	2/68
1,118,719	A *	11/1914	Wirth	351/156
1,519,016	A *	12/1924	Bellitz	132/274
1,539,706	A *	5/1925	Wallman	132/273
1,563,611	A *	12/1925	Cohen	2/12
1,575,219	A *	3/1926	McClay et al.	2/12
1,651,562	A *	12/1927	Sutton	2/12
D75,297	S *	5/1928	Sutton	D2/876
D86,343	S *	2/1932	Yourek	D2/871
2,111,746	A *	3/1938	Bowers	2/8.1
2,437,748	A *	3/1948	Malcom	2/183
2,550,575	A *	4/1951	Malcom	2/8.1
2,654,374	A *	10/1953	Richmond	132/213
2,659,266	A *	11/1953	Swisher	351/227

3,830,230	A *	8/1974	Chester	600/249
4,675,919	A *	6/1987	Heine et al.	2/410
D312,169	S *	11/1990	Johnson, Jr.	D2/875
4,986,282	A *	1/1991	Stackhouse et al.	128/857
5,628,071	A *	5/1997	Nezer	2/410
5,652,954	A *	8/1997	Paiement et al.	2/10
D435,331	S *	12/2000	Fisher	D2/866
6,278,788	B1 *	8/2001	Landis et al.	2/13
6,745,396	B1 *	6/2004	Landis et al.	2/12
6,923,537	B2 *	8/2005	Hartley et al.	351/83
6,955,444	B2 *	10/2005	Gupta	362/105
2005/0015849	A1 *	1/2005	Norment	2/181
2008/0120763	A1 *	5/2008	Clark	2/209.13

* cited by examiner

Primary Examiner—Elizabeth A Albert

Assistant Examiner—Karen E Eldridge Powers

(74) *Attorney, Agent, or Firm*—Fulbright & Jaworski L.L.P.

(57) **CLAIM**

The ornamental design for support strap for headwear device, as shown and described.

DESCRIPTION

FIG. 1 depicts a top perspective view of a support strap for headwear device according to the present invention.

FIG. 2 depicts a top view thereof.

FIG. 3 depicts a bottom view thereof.

FIG. 4 is a front view thereof.

FIG. 5 is a back view thereof.

FIG. 6 is a right side view thereof; and,

FIG. 7 is a left side view thereof.

The stippling in the drawings represents hook-and-loop fasteners and forms a part of the claimed design.

The phantom lines showing a visor with a display device attached to its underside and the top and bottom heads of the two buckle assemblies shown on each side of the claimed design illustrate environmental matter and form no part of the claimed design.

1 Claim, 5 Drawing Sheets

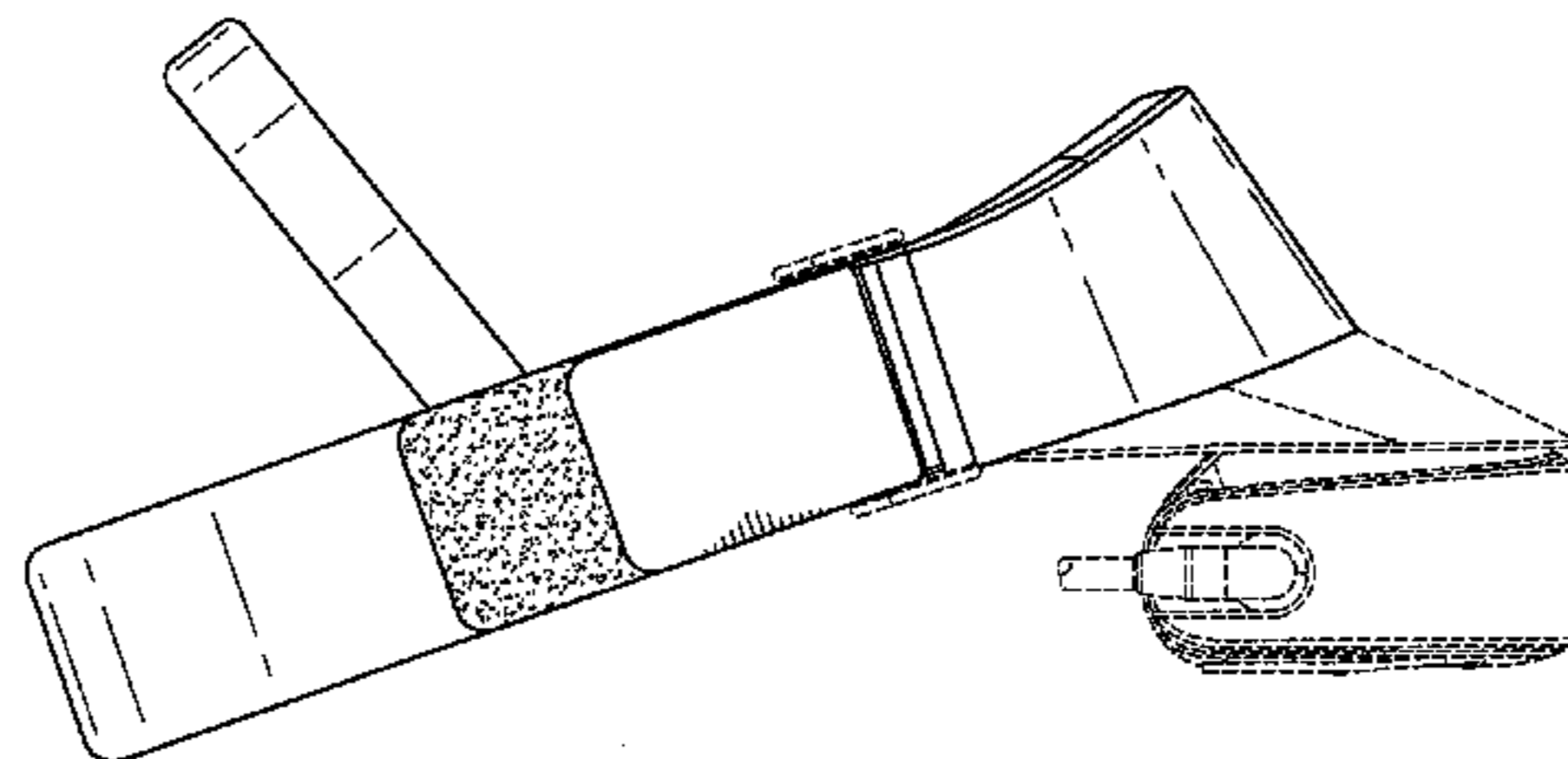
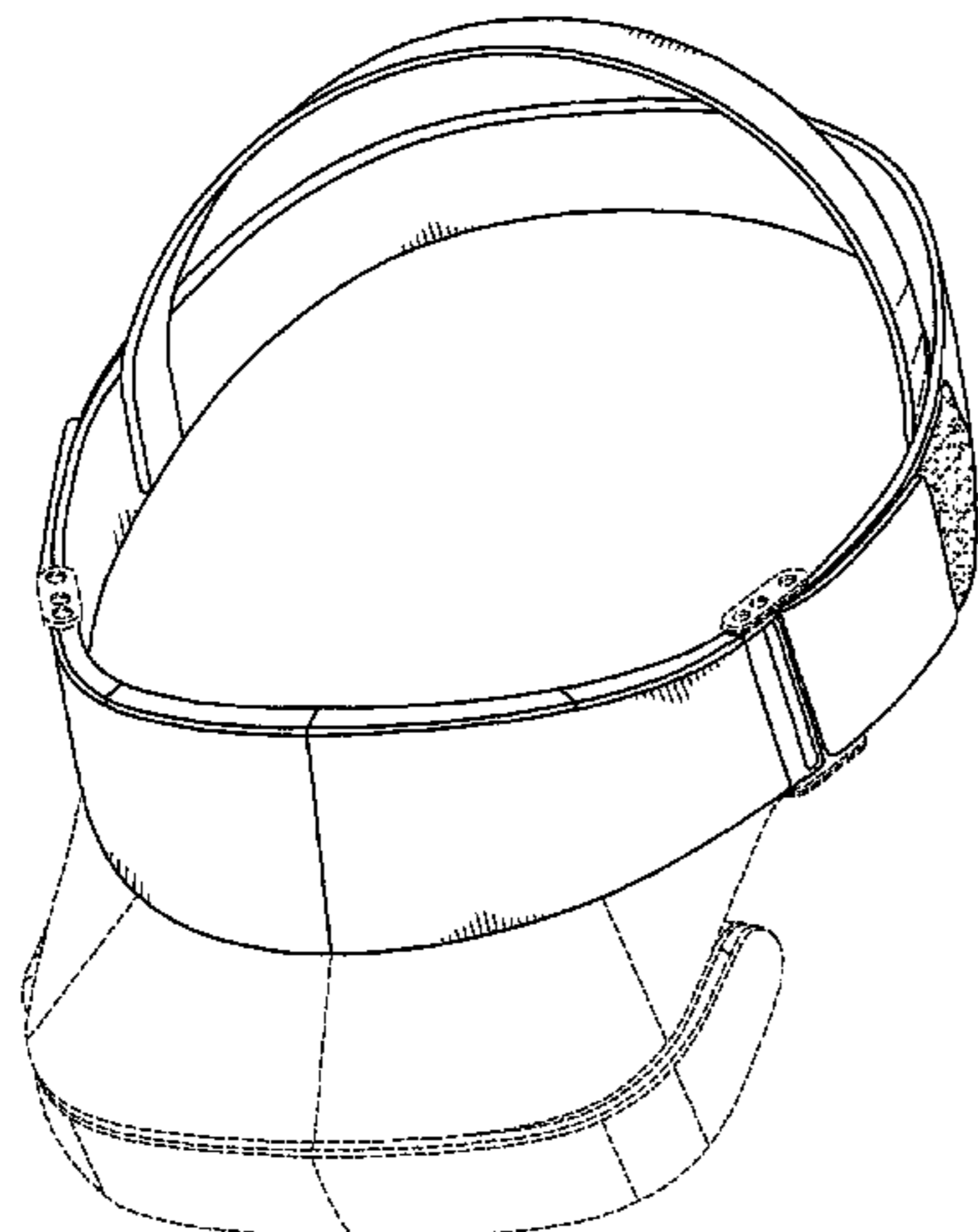


FIG. 1

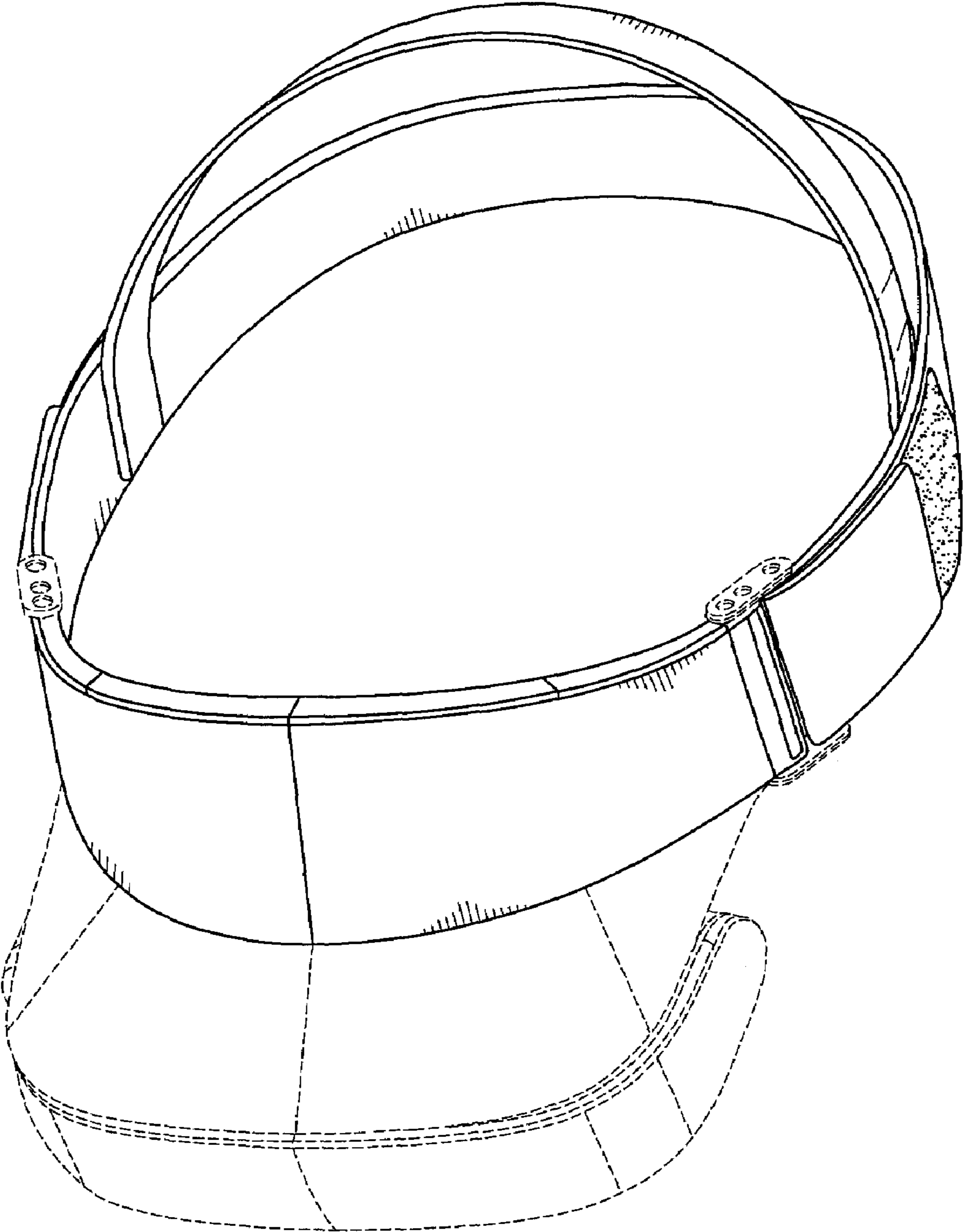


FIG. 2

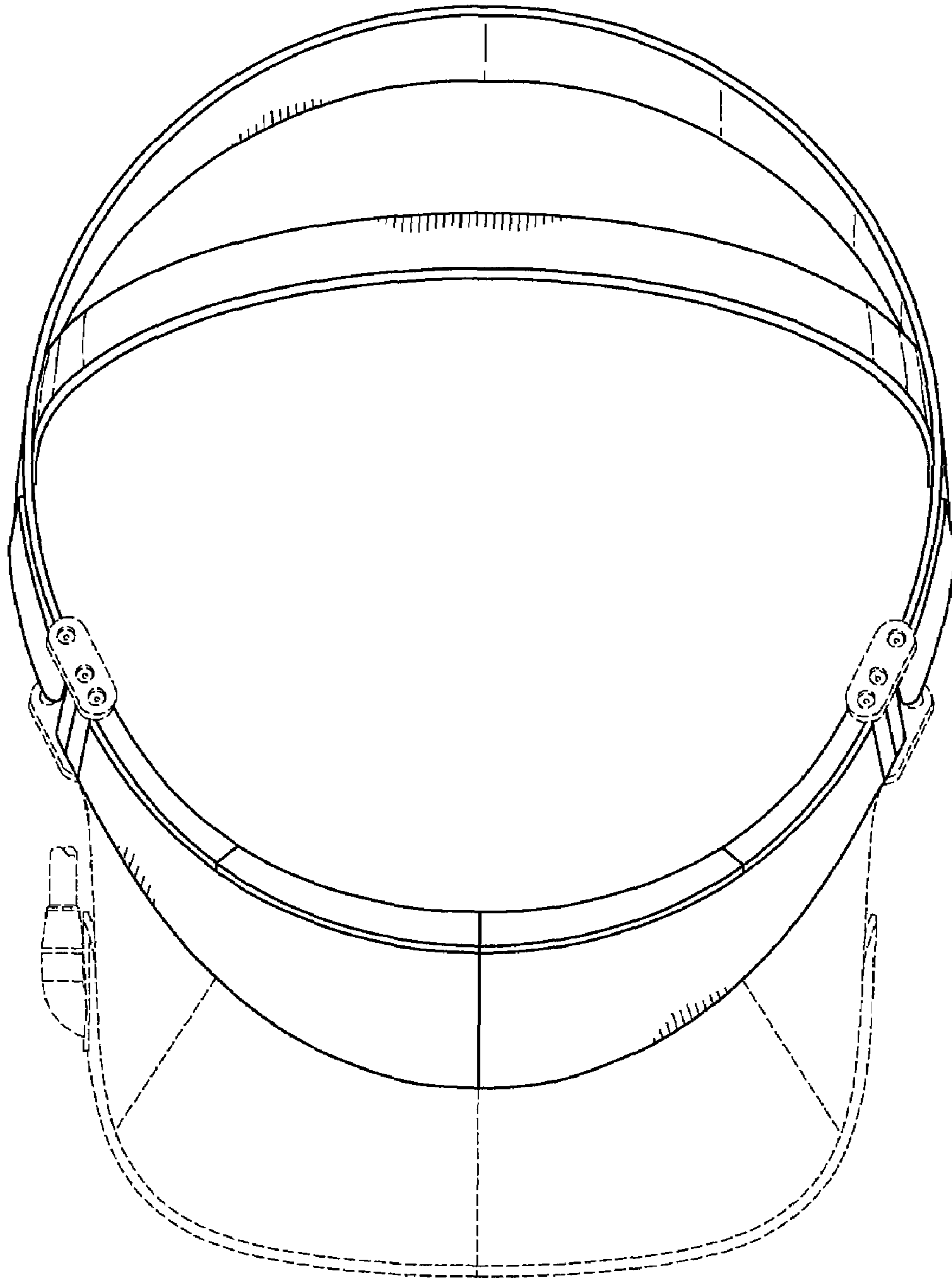


FIG. 3

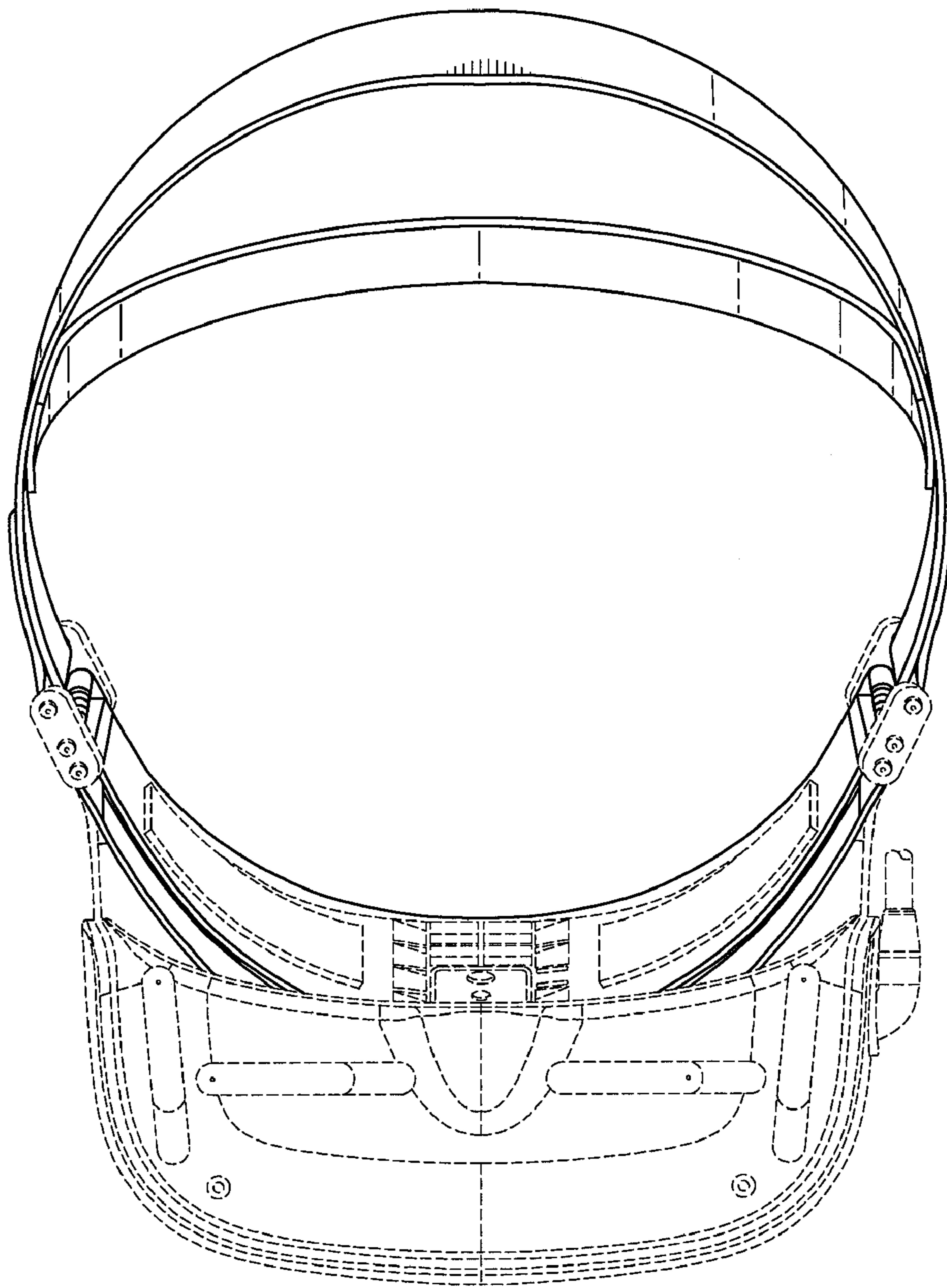


FIG. 4

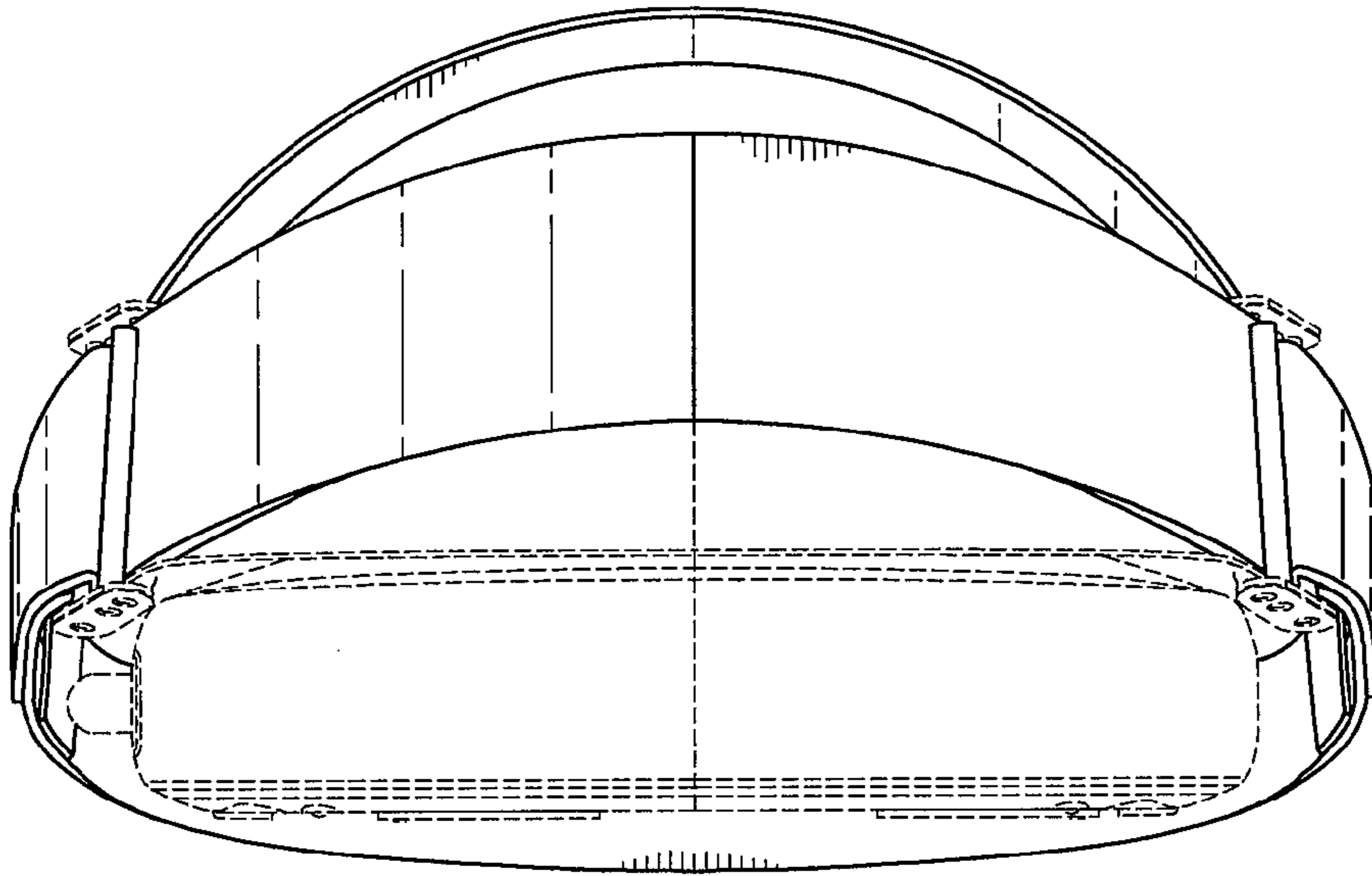


FIG. 5

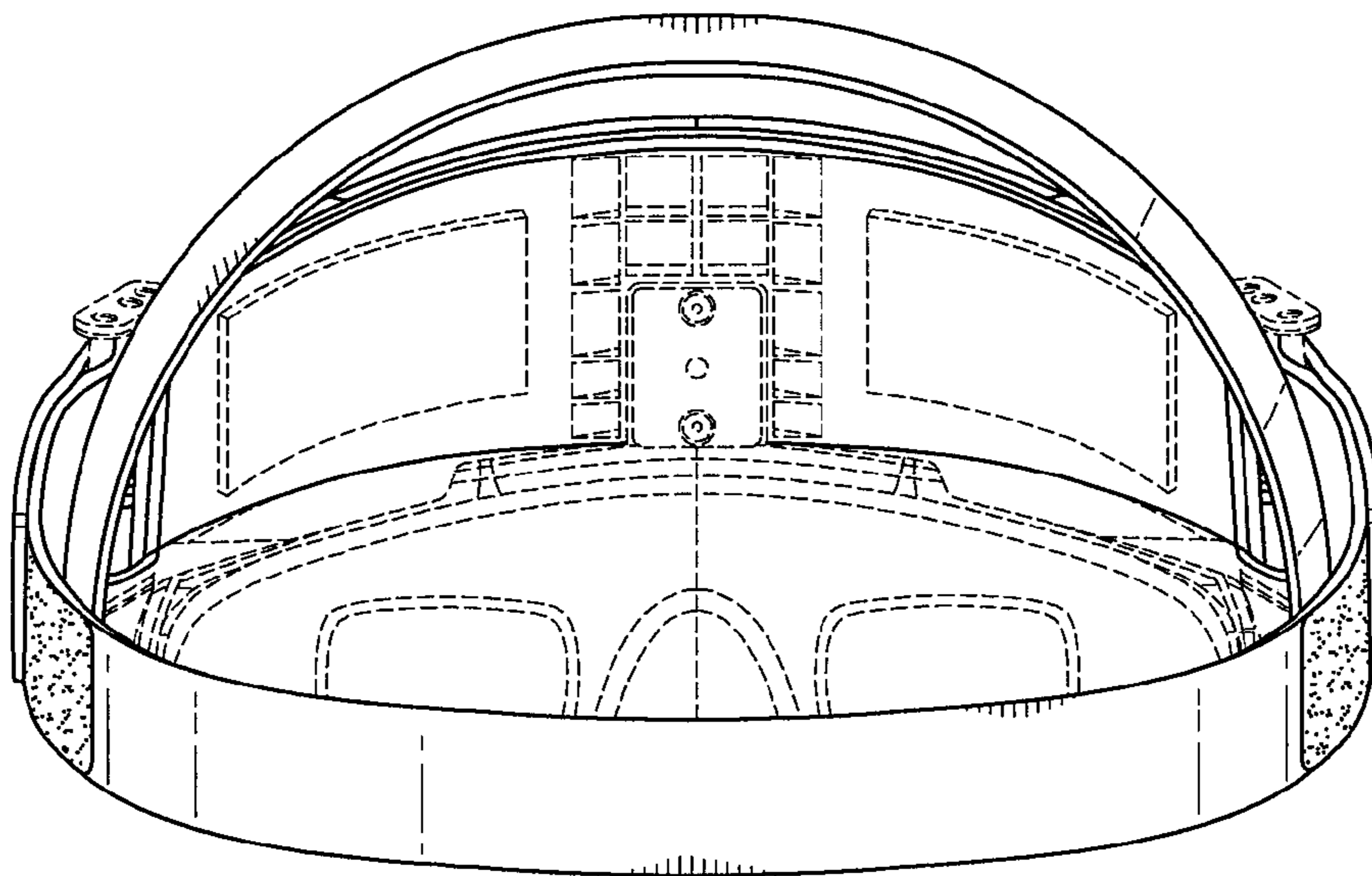


FIG. 6

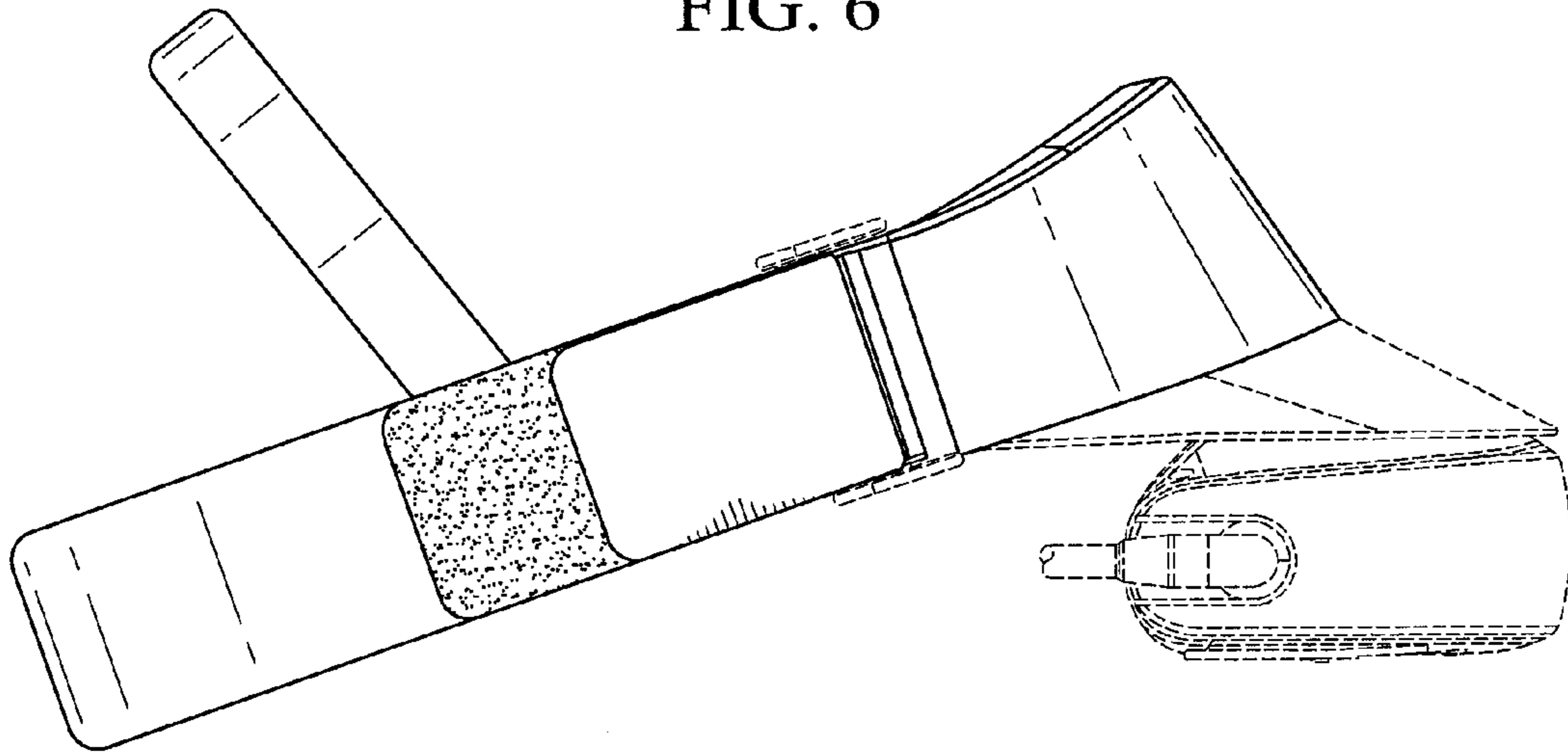
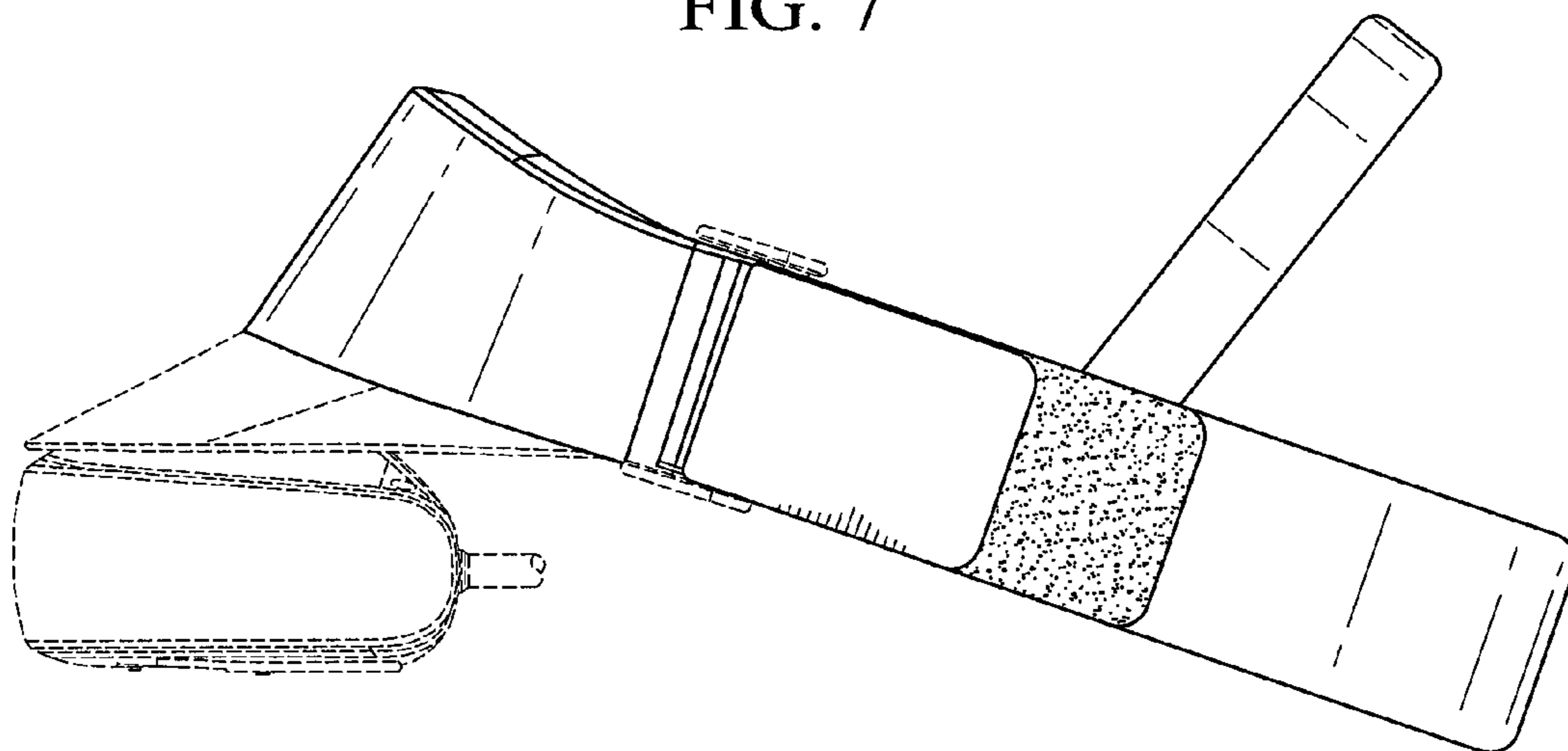


FIG. 7



UNITED STATES PATENT AND TRADEMARK OFFICE
CERTIFICATE OF CORRECTION

PATENT NO. : Des. 589,686 S
APPLICATION NO. : 29/299328
DATED : April 7, 2009
INVENTOR(S) : Danny D. Lowe et al.

Page 1 of 1

It is certified that error appears in the above-identified patent and that said Letters Patent is hereby corrected as shown below:

On the cover page:

Item 54, and Col. 1, line 5 Within the title (left hand column), delete the portion of text reading "Headware" and replace with --Headwear--.

Signed and Sealed this

Nineteenth Day of May, 2009



JOHN DOLL
Acting Director of the United States Patent and Trademark Office