



US00D589685S

(12) **United States Design Patent**  
**Knab**

(10) **Patent No.:** **US D589,685 S**

(45) **Date of Patent:** **\*\* Apr. 7, 2009**

(54) **HAT**

(76) **Inventor:** **Ann M. Knab**, 8 North Reeves Ave.,  
Guilford, CT (US) 06437

(\*\*) **Term:** **14 Years**

(21) **Appl. No.:** **29/320,834**

(22) **Filed:** **Jul. 6, 2008**

(51) **LOC (9) Cl.** ..... **02-03**

(52) **U.S. Cl.** ..... **D2/869**

(58) **Field of Classification Search** ..... D2/867,  
D2/868, 869, 870, 878, 885, 892, 894; D21/469,  
D21/476, 587, 588, 589, 590, 600, 606, 607,  
D21/608, 623, 653, 654, 655, 659, 660, 661,  
D21/630, 632, 633; 2/68, 84, 91, 123, 128,  
2/129, 131, 133, 174, 202, 203, 204, 209.13;  
446/220, 221, 223, 224, 226

See application file for complete search history.

(56) **References Cited**

**U.S. PATENT DOCUMENTS**

|           |     |         |              |       |         |
|-----------|-----|---------|--------------|-------|---------|
| 799,355   | A * | 9/1905  | Pfeiffer     | ..... | 2/68    |
| 1,490,614 | A * | 4/1924  | Loomis       | ..... | 446/189 |
| 1,610,155 | A * | 12/1926 | Riley et al. | ..... | 446/226 |
| 1,685,586 | A * | 9/1928  | Guinzburg    | ..... | 2/46    |
| D80,904   | S * | 4/1930  | Miles        | ..... | D21/653 |
| D85,757   | S * | 12/1931 | Larson       | ..... | D21/653 |
| D123,414  | S * | 11/1940 | Ostrander    | ..... | D21/587 |
| 2,762,163 | A * | 9/1956  | Stein        | ..... | 446/329 |
| 3,247,521 | A * | 4/1966  | Owen         | ..... | 2/68    |
| 3,320,682 | A * | 5/1967  | Sliman       | ..... | 34/95   |
| 3,746,015 | A * | 7/1973  | Schulman     | ..... | 132/212 |
| D245,364  | S * | 8/1977  | McClary      | ..... | D21/524 |
| D252,644  | S * | 8/1979  | Wagman       | ..... | D21/587 |

|           |      |         |              |       |            |
|-----------|------|---------|--------------|-------|------------|
| 4,400,830 | A *  | 8/1983  | Gaitan       | ..... | 2/68       |
| 4,451,933 | A *  | 6/1984  | Seng et al.  | ..... | 2/202      |
| D281,265  | S *  | 11/1985 | Griffioen    | ..... | D21/588    |
| D282,193  | S *  | 1/1986  | Sasaki       | ..... | D21/653    |
| D316,581  | S *  | 4/1991  | Trossman     | ..... | D21/608    |
| D324,404  | S *  | 3/1992  | Turner       | ..... | D21/588    |
| D350,170  | S *  | 8/1994  | Bro et al.   | ..... | D21/653    |
| 5,380,234 | A *  | 1/1995  | Ledford      | ..... | 446/223    |
| 5,385,573 | A *  | 1/1995  | Wright       | ..... | 606/235    |
| D373,920  | S *  | 9/1996  | Stephan      | ..... | D6/599     |
| 5,727,489 | A *  | 3/1998  | Braverman    | ..... | 112/475.04 |
| D396,504  | S *  | 7/1998  | Marbet       | ..... | D21/587    |
| D438,693  | S *  | 3/2001  | Martin       | ..... | D2/899     |
| 6,820,283 | B2 * | 11/2004 | Graneto, III | ..... | 2/171.2    |
| D546,500  | S *  | 7/2007  | Flannery     | ..... | D28/9      |

\* cited by examiner

*Primary Examiner*—Elizabeth A Albert

*Assistant Examiner*—Karen E Eldridge Powers

(57) **CLAIM**

The ornamental design for a hat, as shown and described.

**DESCRIPTION**

FIG. 1 is a perspective view of my new design of a hat;

FIG. 2 is a front elevation view thereof;

FIG. 3 is a rear elevation view thereof;

FIG. 4 is a top plan view thereof;

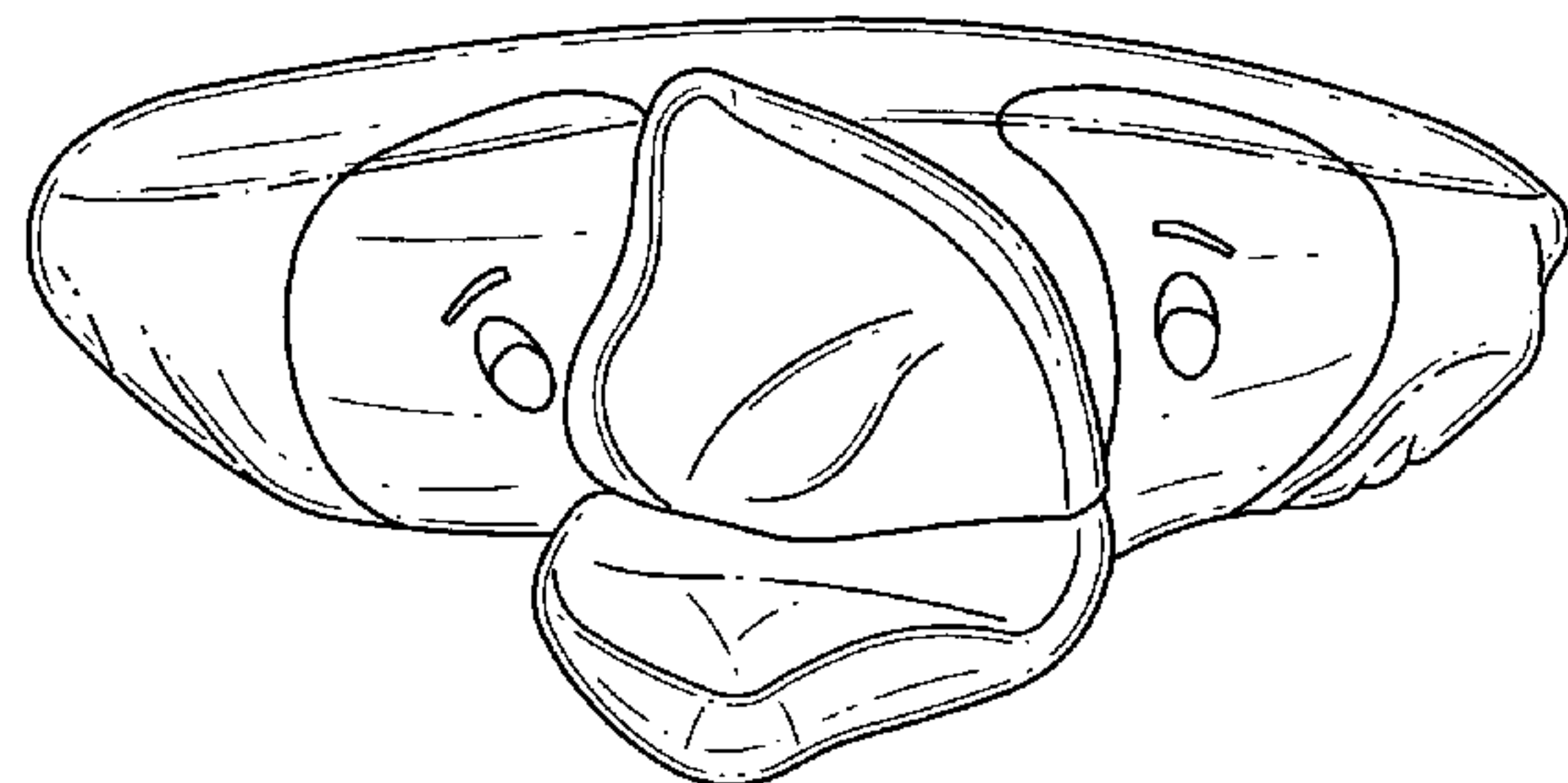
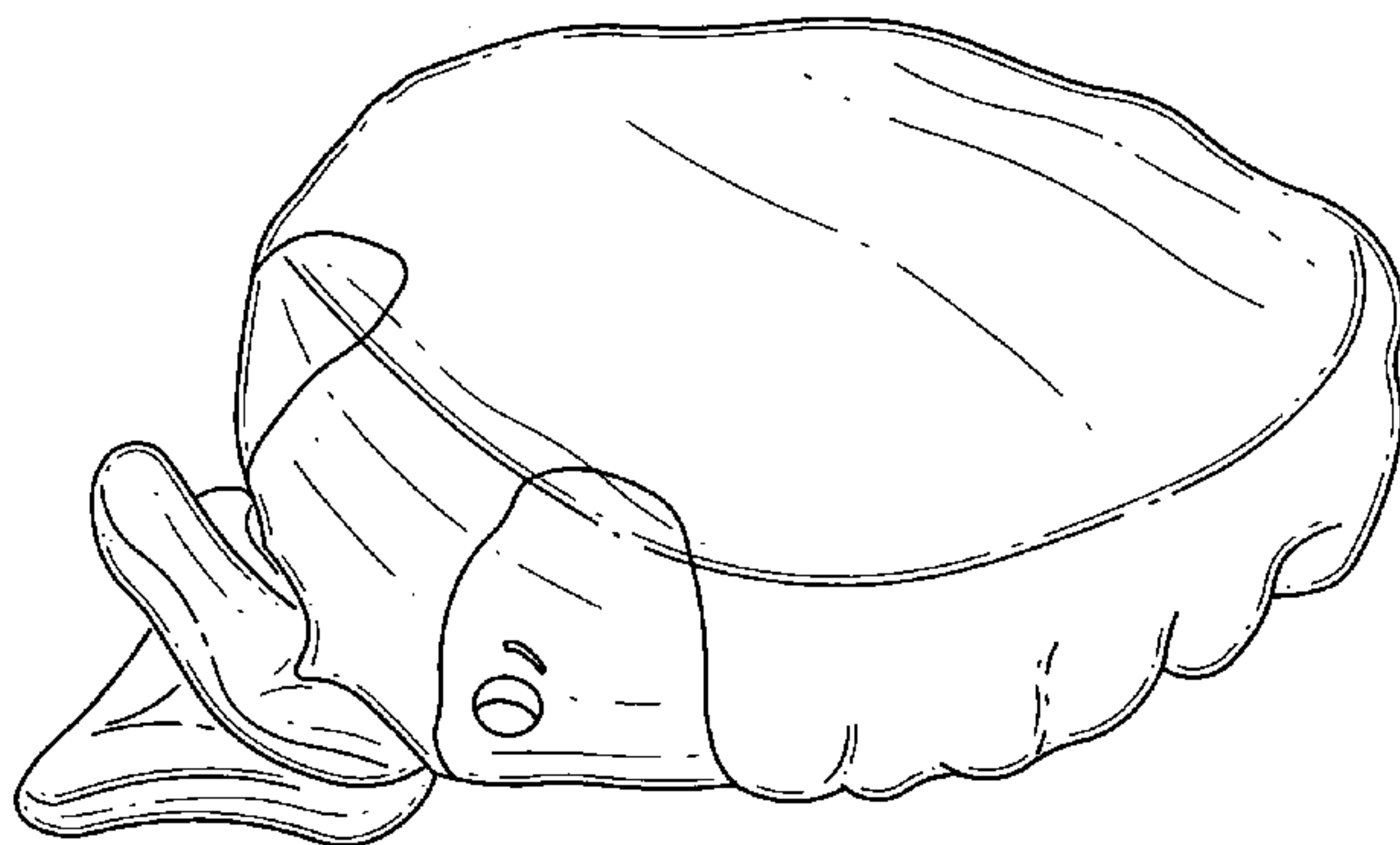
FIG. 5 is a bottom plan view thereof;

FIG. 6 is a left side elevation view thereof;

FIG. 7 is a right side elevation view thereof; and,

FIG. 8 is a perspective view thereof, showing the claimed design while being worn.

**1 Claim, 3 Drawing Sheets**



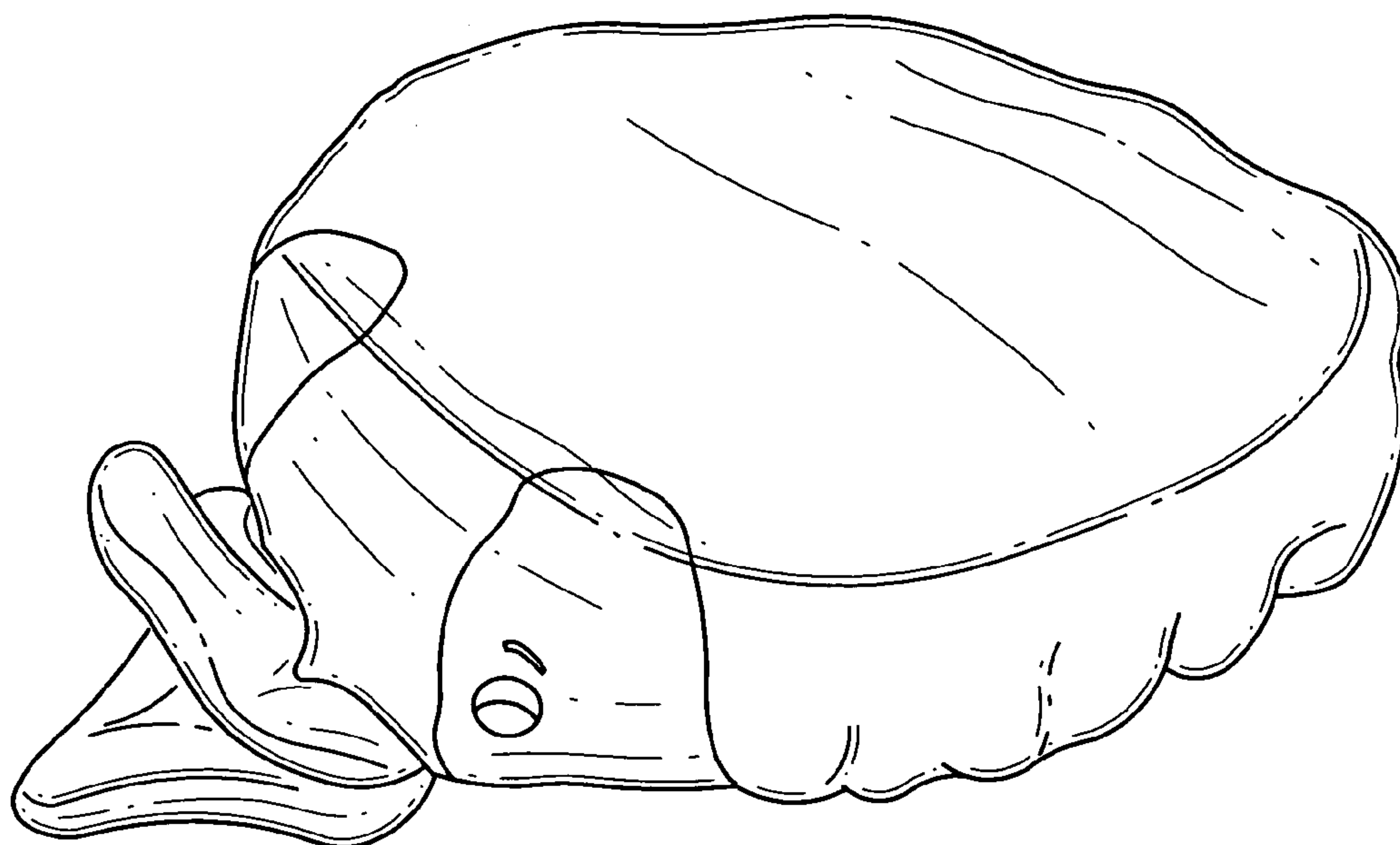


FIG. 1

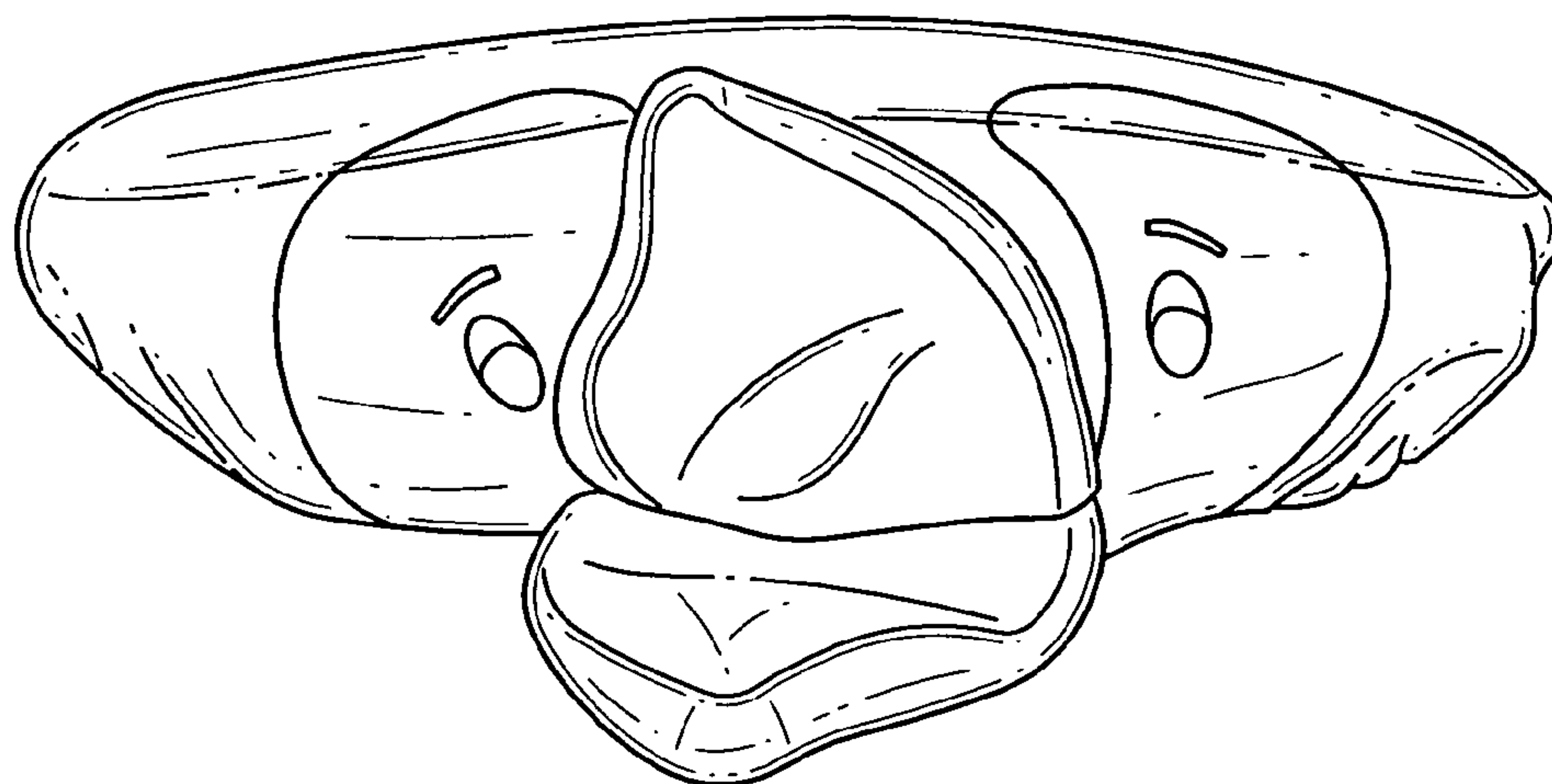


FIG. 2

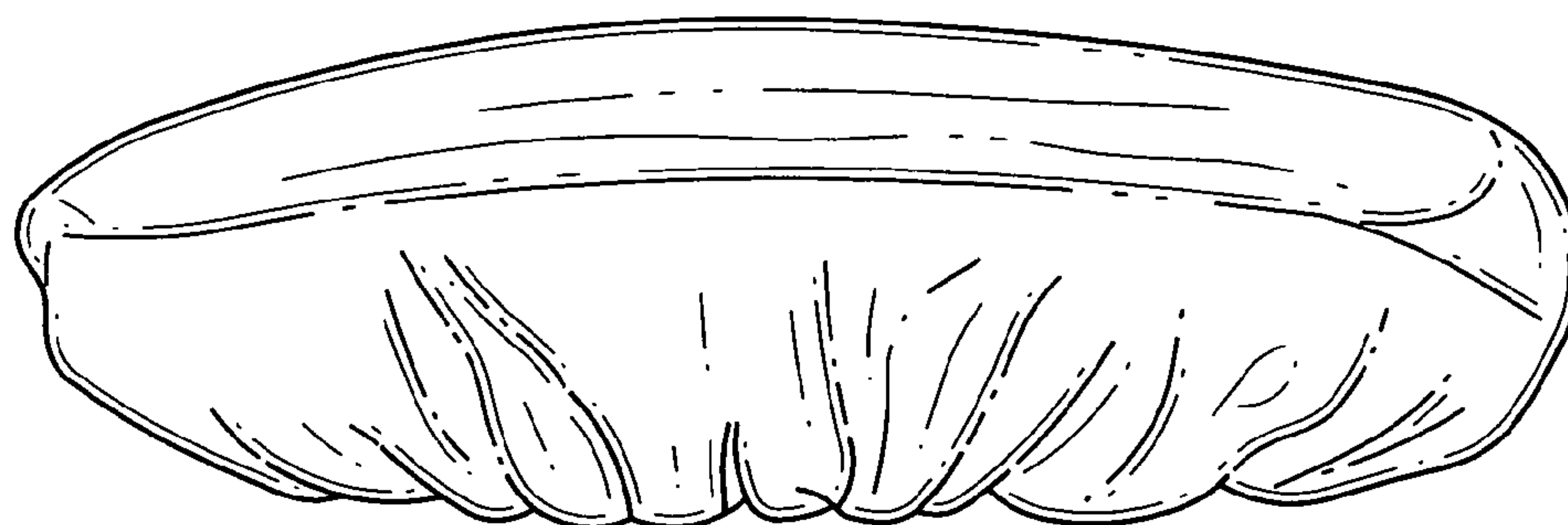


FIG. 3

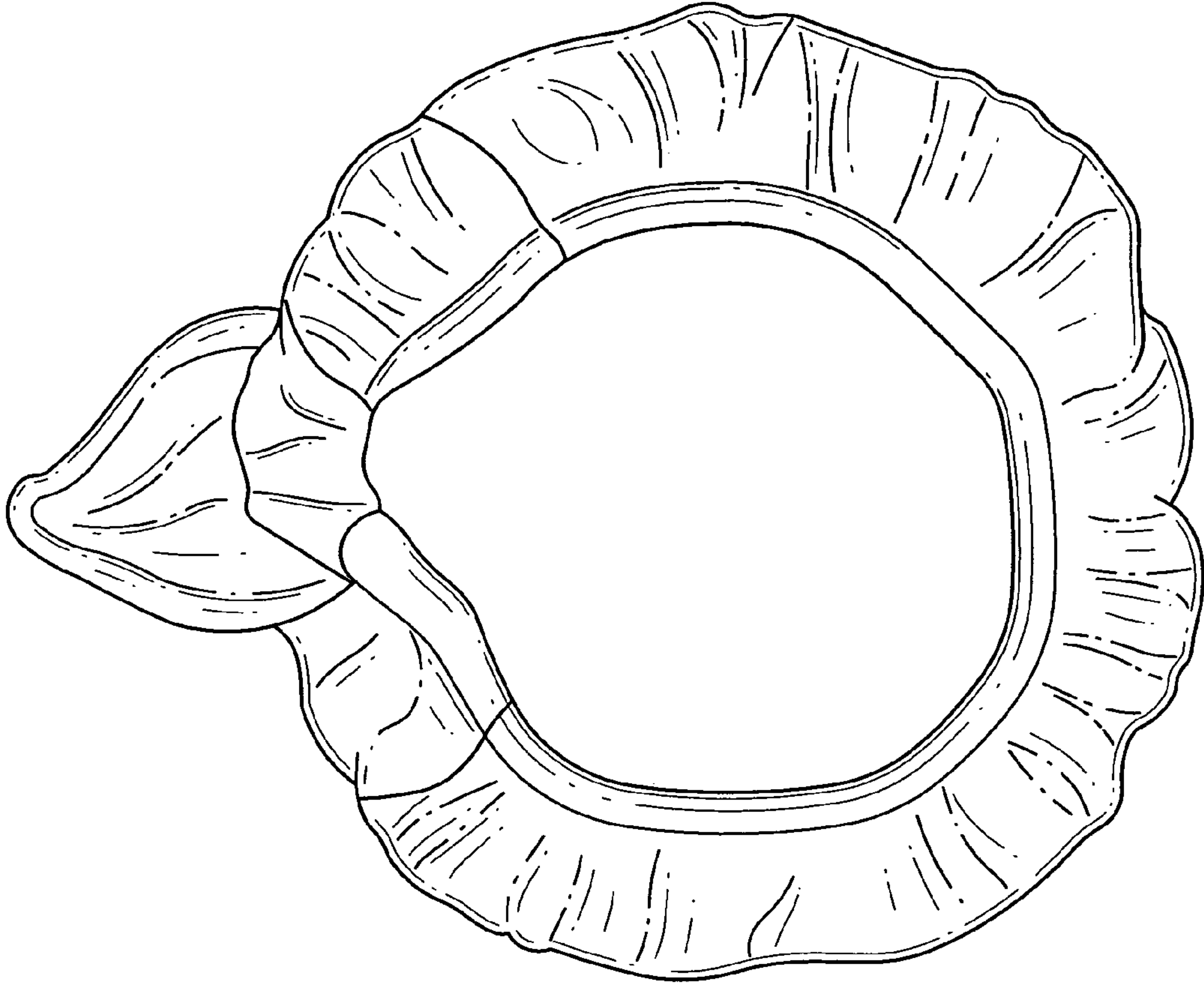


FIG. 5

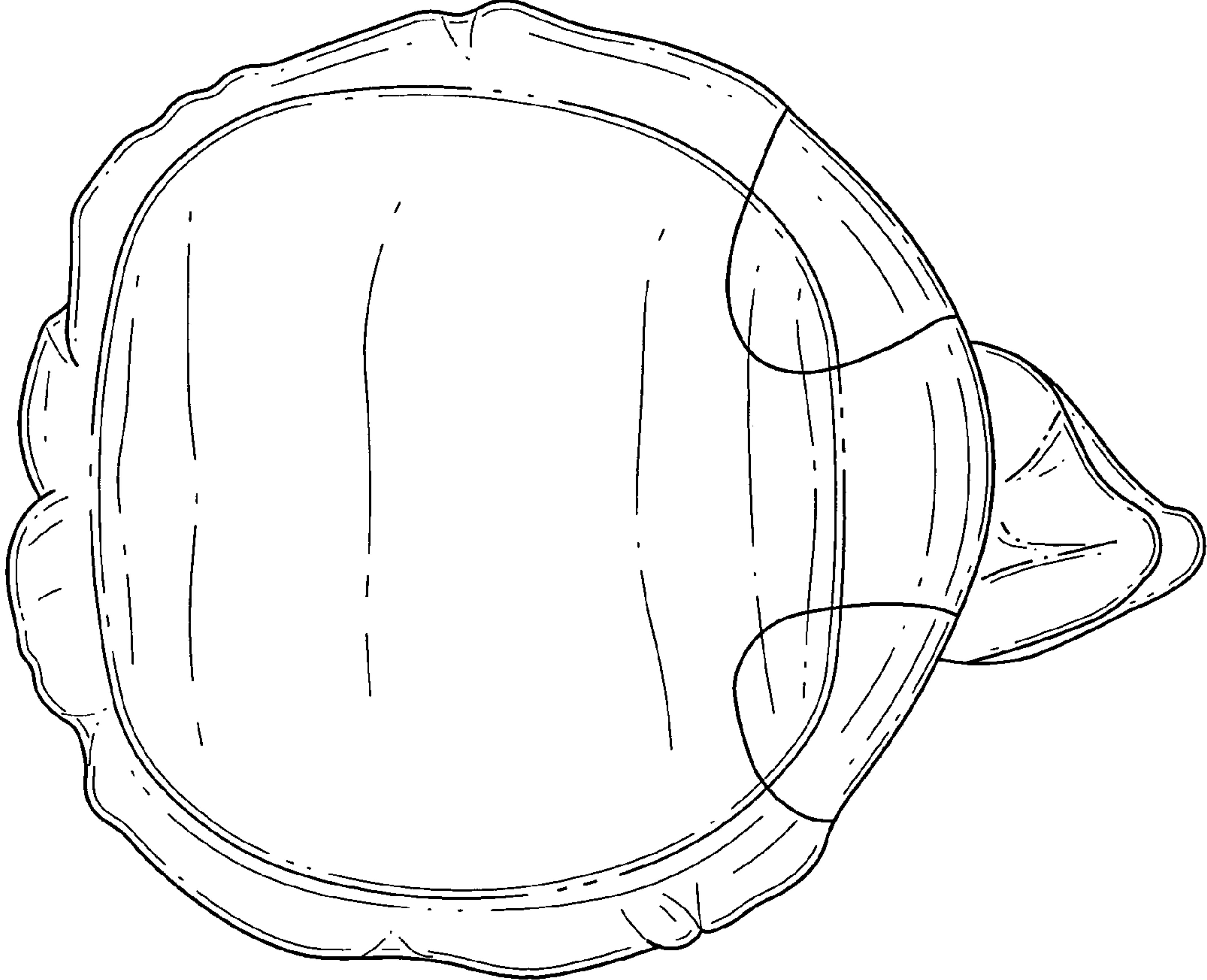
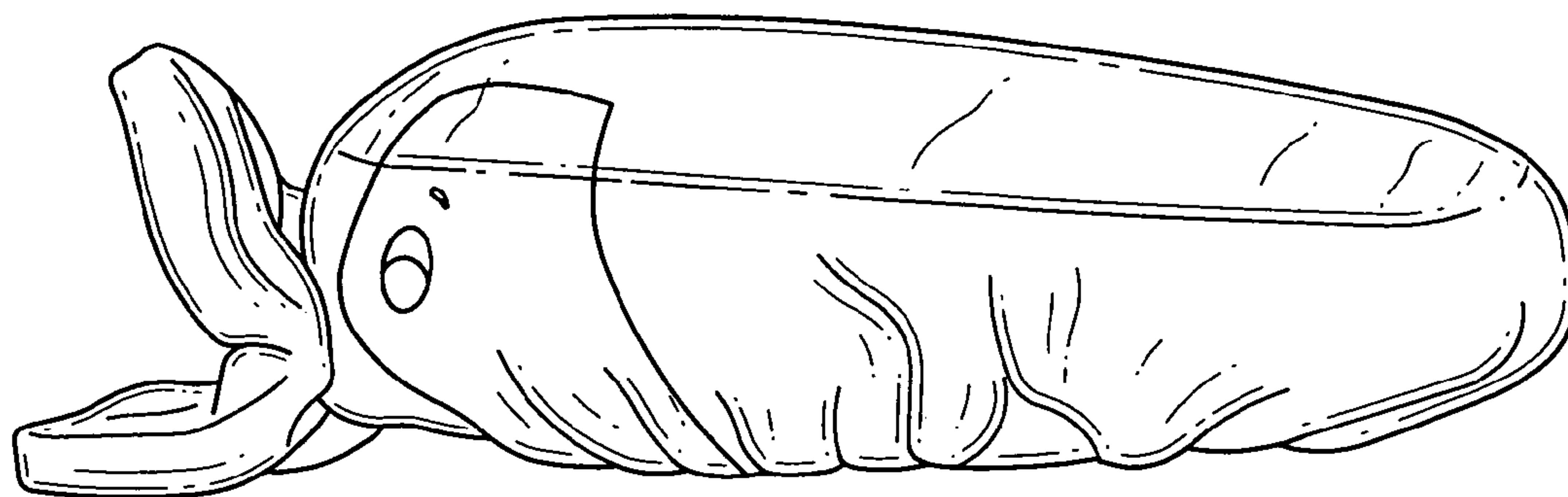
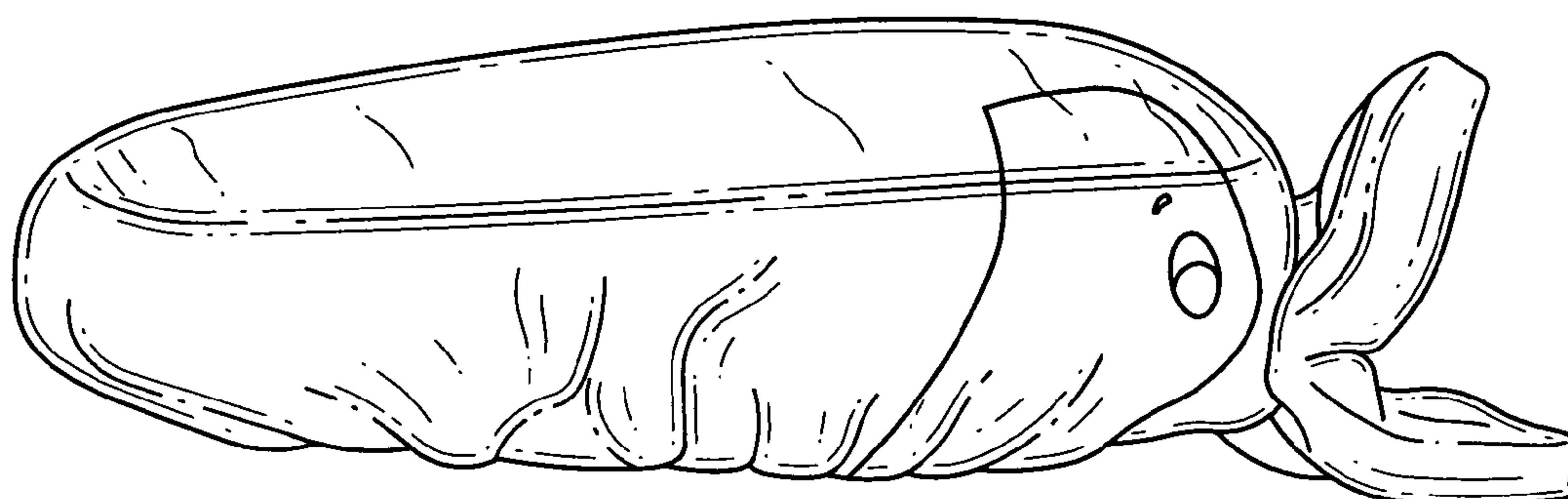


FIG. 4

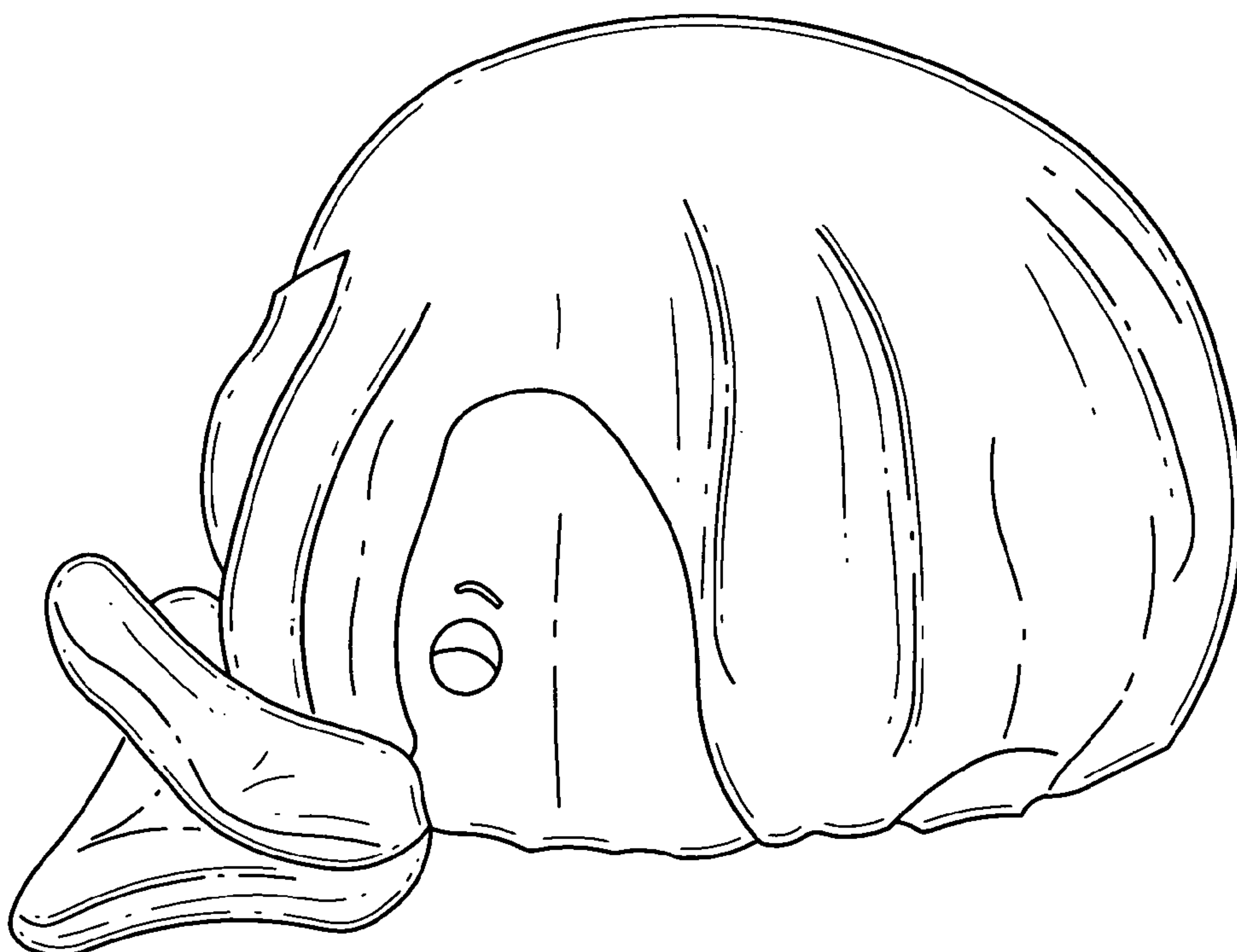




*FIG. 6*



*FIG. 7*



*FIG. 8*