



US00D589683S

(12) **United States Design Patent**
Knab

(10) **Patent No.:** **US D589,683 S**
(45) **Date of Patent:** **** Apr. 7, 2009**

(54) **HAT**

(76) **Inventor:** **Ann M. Knab**, 8 N. Reeves Ave.,
Guilford, CT (US) 06437

(**) **Term:** **14 Years**

(21) **Appl. No.:** **29/320,351**

(22) **Filed:** **Jun. 25, 2008**

(51) **LOC (9) Cl.** **02-03**

(52) **U.S. Cl.** **D2/869**

(58) **Field of Classification Search** D2/867,
D2/868, 869, 870, 878, 885, 892, 894; D21/469,
D21/476, 587, 588, 589, 590, 600, 606, 607,
D21/608, 623, 653, 654, 655, 659, 660, 661,
D21/630, 632, 633; 2/68, 84, 91, 123, 128,
2/129, 131, 133, 174, 202, 203, 204, 209.13;
446/220, 221, 223, 224, 226

See application file for complete search history.

(56) **References Cited**

U.S. PATENT DOCUMENTS

799,355 A *	9/1905	Pfeiffer	2/68
D61,198 S *	7/1922	Kerby	D21/654
1,490,614 A *	4/1924	Loomis	446/189
1,685,586 A *	9/1928	Guinzburg	2/46
D148,272 S *	1/1948	Baird	D21/587
D156,408 S *	12/1949	Cohn	D2/872
D169,968 S *	7/1953	Feldman	D2/872
3,247,521 A *	4/1966	Owen	2/68
3,314,188 A *	4/1967	Peterson	446/83
3,320,682 A *	5/1967	Sliman	34/95
D216,771 S *	3/1970	Hicks	D2/872
3,746,015 A *	7/1973	Schulman	132/212
D229,949 S *	1/1974	Odell	D21/588
D233,534 S *	11/1974	Maloney, II	D21/623
D252,644 S *	8/1979	Wagman	D21/587
D259,147 S *	5/1981	Evans	D2/868
D264,104 S *	4/1982	Gompes	D21/406
D266,628 S *	10/1982	Bour	D2/869
D266,801 S *	11/1982	Cortese et al.	D3/236
4,400,830 A *	8/1983	Gaitan	2/68
D285,470 S *	9/1986	Thomson et al.	D21/590

4,668,201 A *	5/1987	Stark	441/88
D343,945 S *	2/1994	Rivera	D2/866
D373,920 S *	9/1996	Stephan	D6/599
5,573,439 A *	11/1996	Turner et al.	446/226
D385,316 S *	10/1997	McCarter	D21/587
D401,799 S *	12/1998	Rosenstadt et al.	D6/598
D410,167 S *	5/1999	Bear	D6/598
D451,570 S *	12/2001	Chen	D21/808
6,494,532 B1 *	12/2002	Brosnan et al.	297/181
D486,967 S *	2/2004	Bourget	D6/359
6,773,330 B1 *	8/2004	Cohen	446/486
6,820,283 B2 *	11/2004	Graneto, III	2/171.2
D546,500 S *	7/2007	Flannery	D28/9
D575,926 S *	9/2008	Hague	D1/109
2005/0150050 A1 *	7/2005	Wolf et al.	5/636

FOREIGN PATENT DOCUMENTS

WO DM/056480 * 5/2001

OTHER PUBLICATIONS

Pig icon (shown in upper left-hand corner), on www.istockphoto.com, dated Nov. 27, 2006 (1 page).*

Pig shower cap, as shown on www.annabeltrends.com, viewed Sep. 7, 2008 (2 pages).*

* cited by examiner

Primary Examiner—Caron Veynar

Assistant Examiner—Karen E Eldridge Powers

(57) **CLAIM**

The ornamental design for a hat, as shown and described.

DESCRIPTION

FIG. 1 is a perspective view of my new design of a hat;

FIG. 2 is a front elevation view thereof;

FIG. 3 is a rear elevation view thereof;

FIG. 4 is a top plan view thereof;

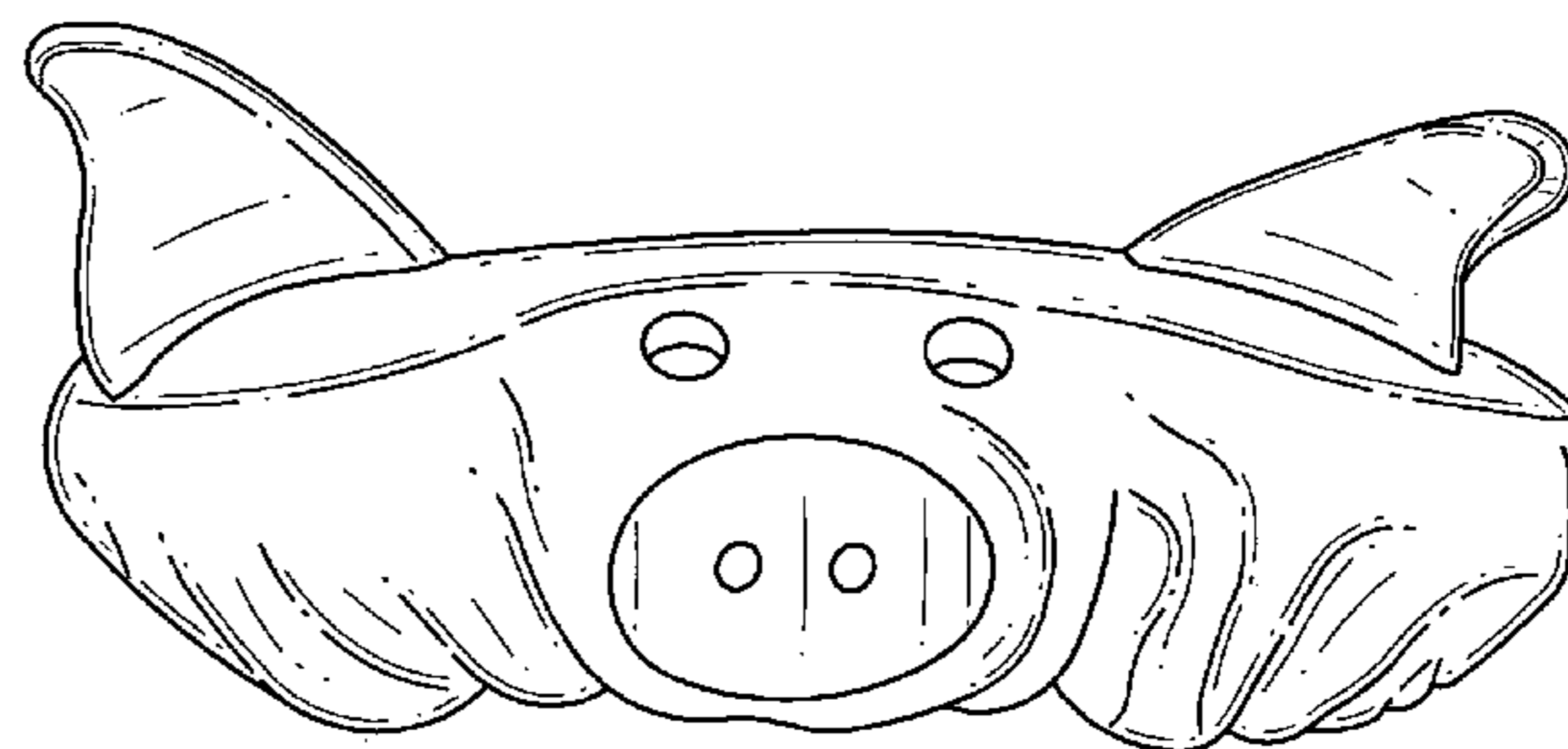
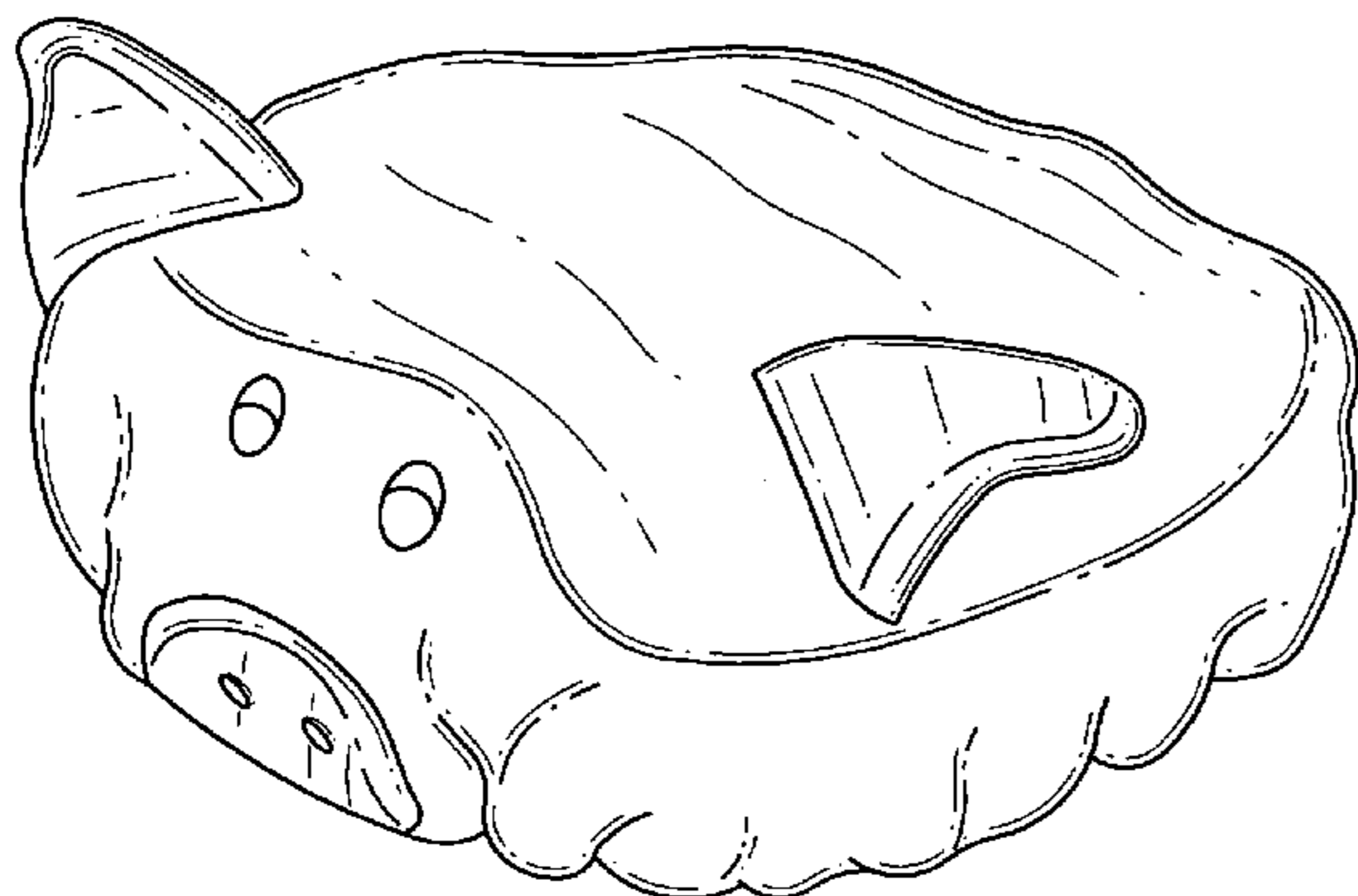
FIG. 5 is a bottom plan view thereof;

FIG. 6 is a left side elevation view thereof;

FIG. 7 is a right side elevation view thereof; and,

FIG. 8 is a perspective view thereof, showing the claimed design while being worn.

1 Claim, 3 Drawing Sheets



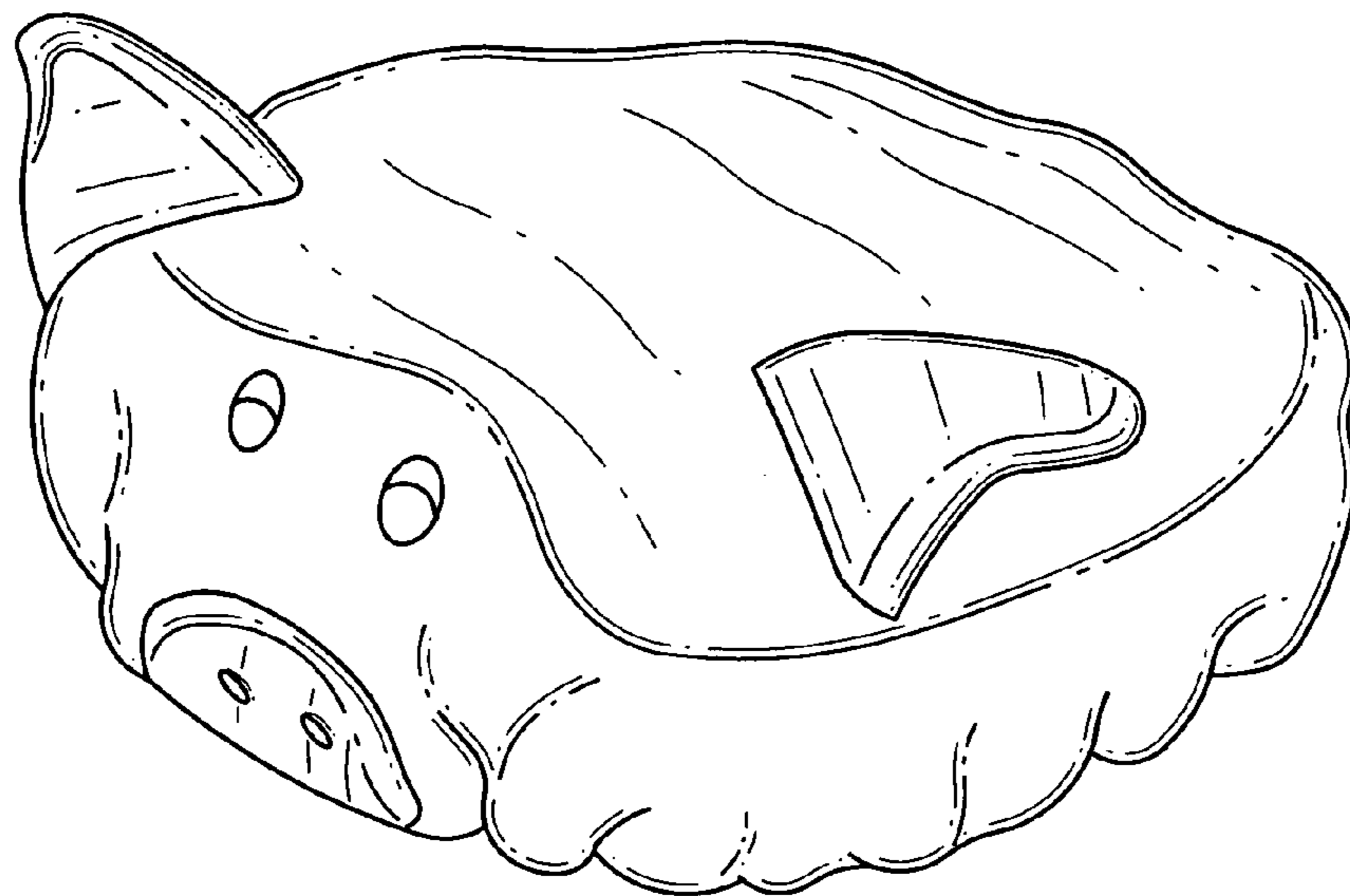


FIG. 1

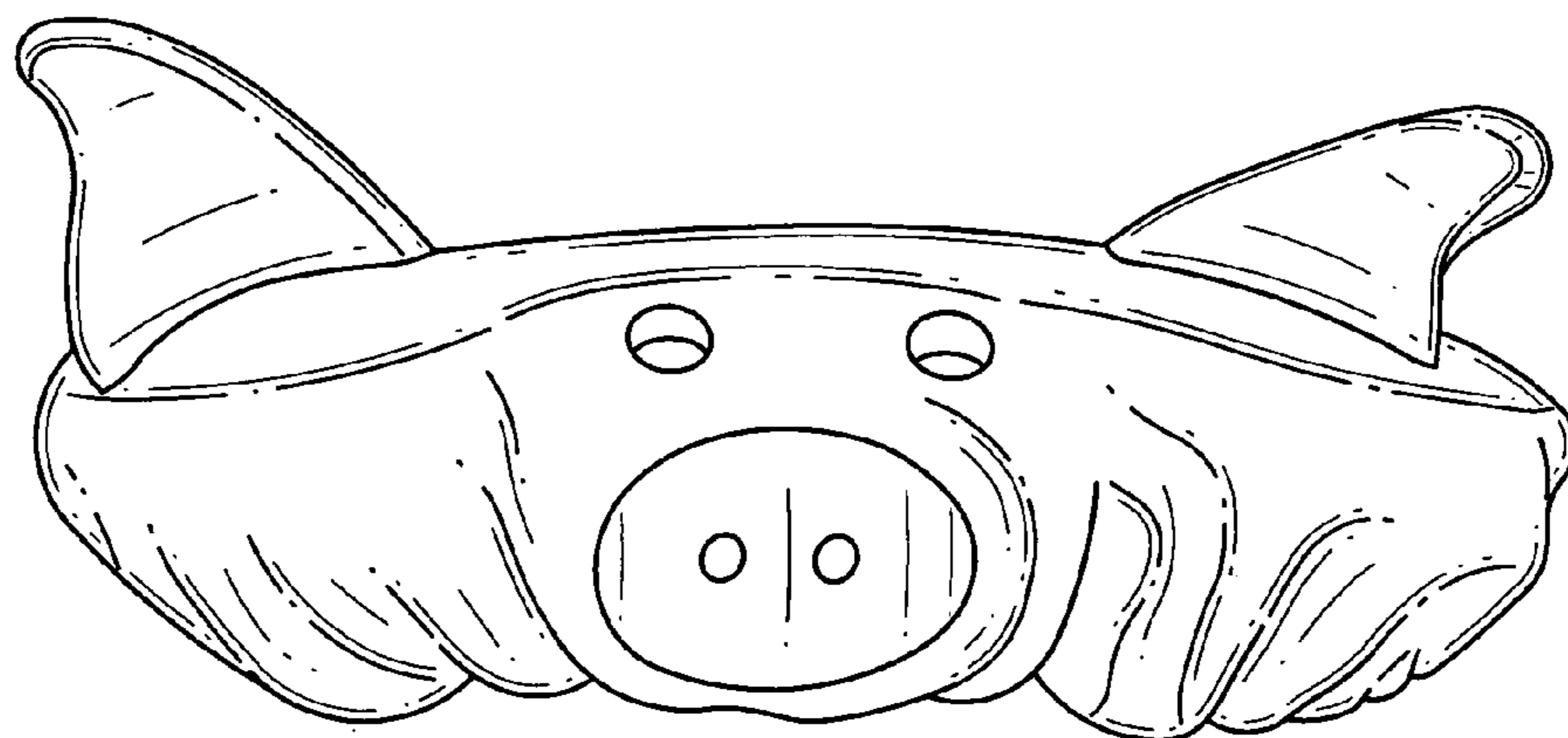


FIG. 2

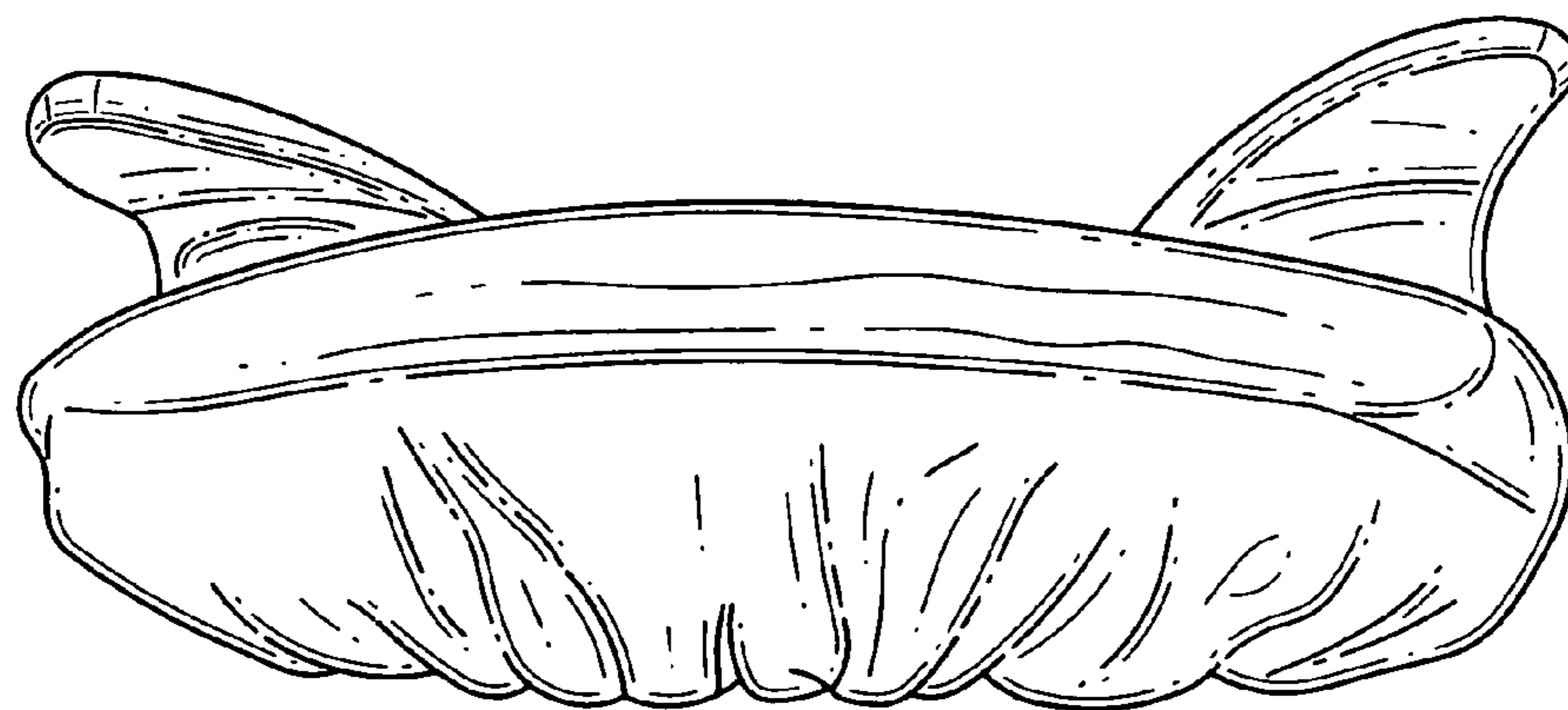


FIG. 3

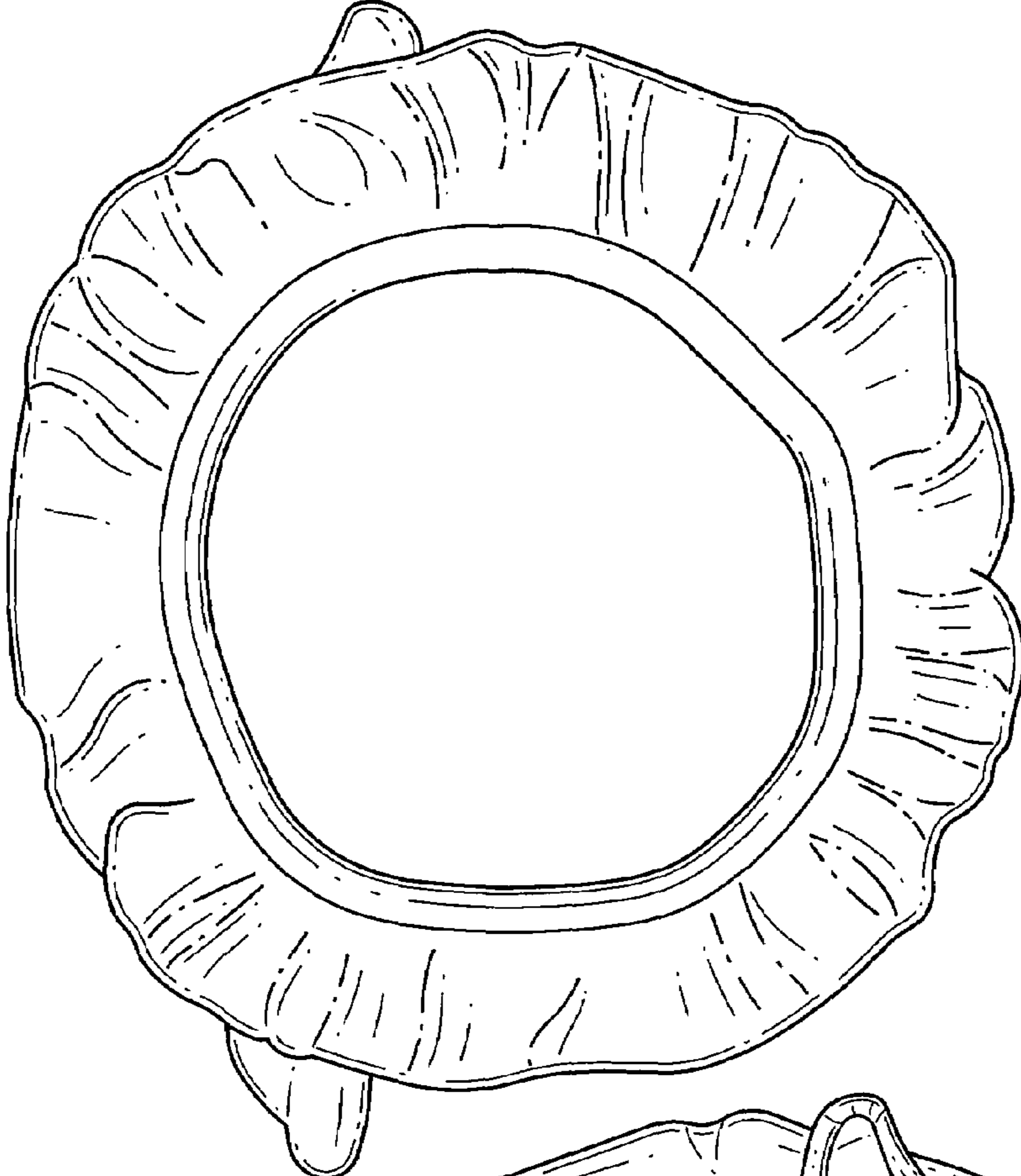


FIG. 5

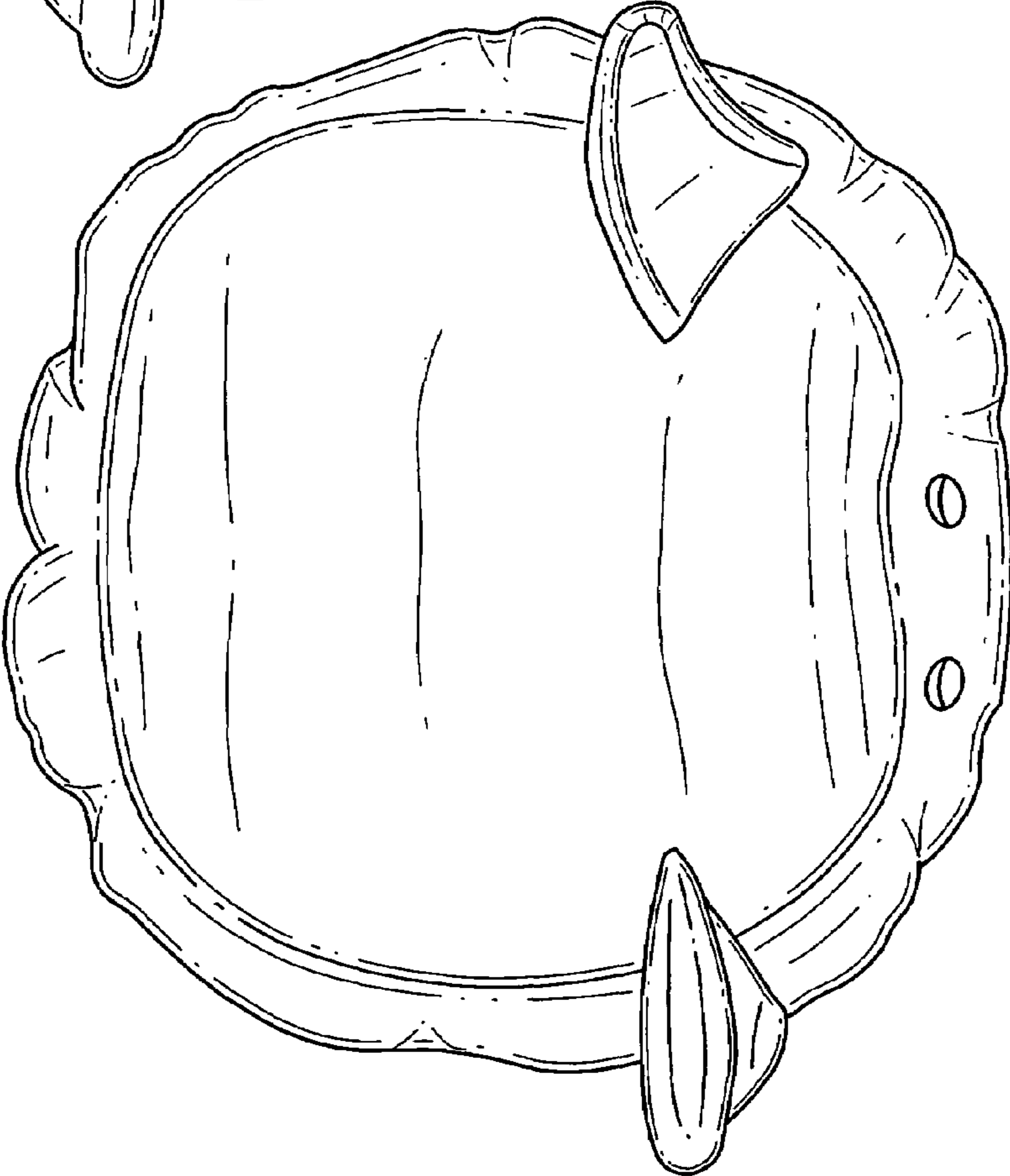


FIG. 4

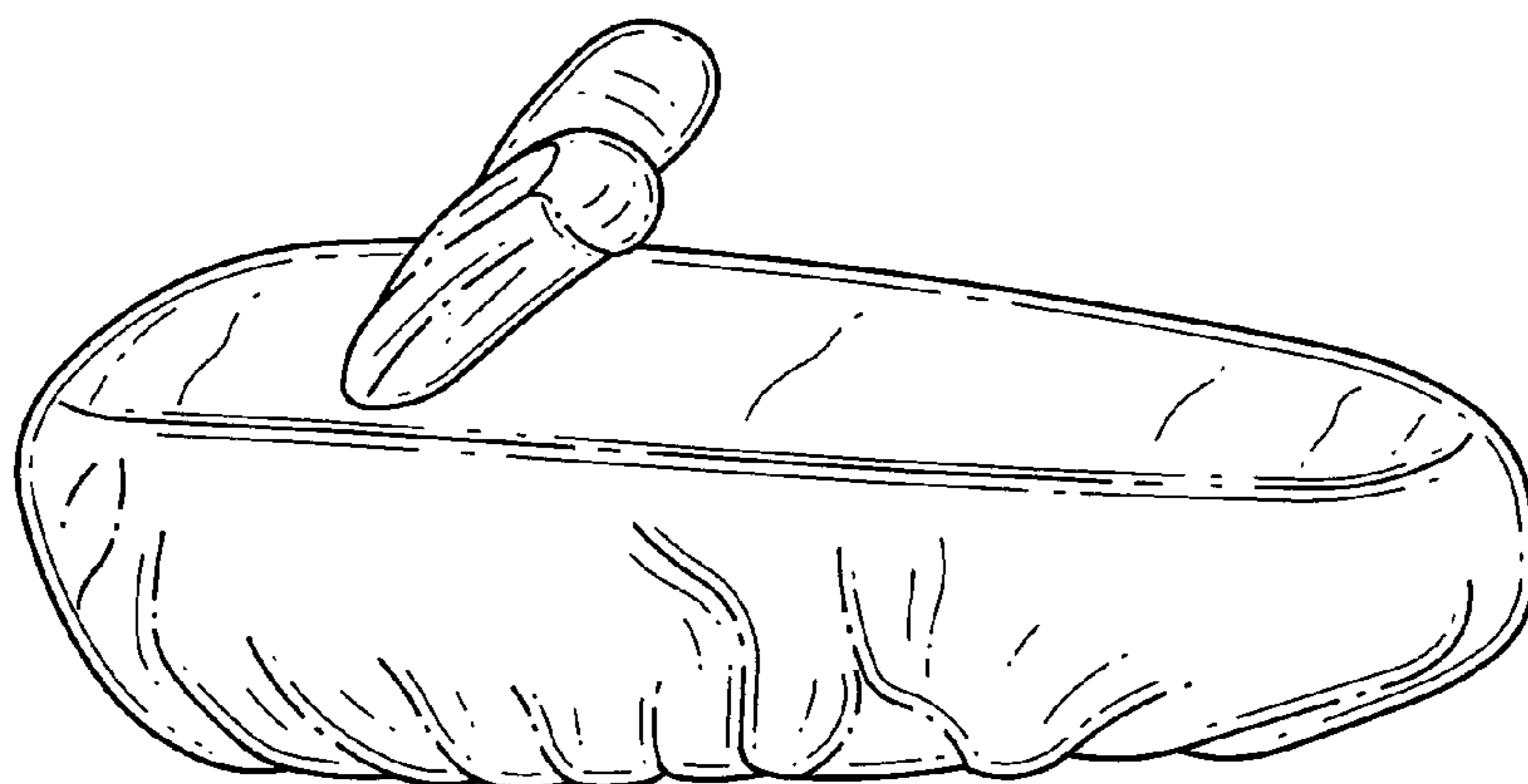


FIG. 6

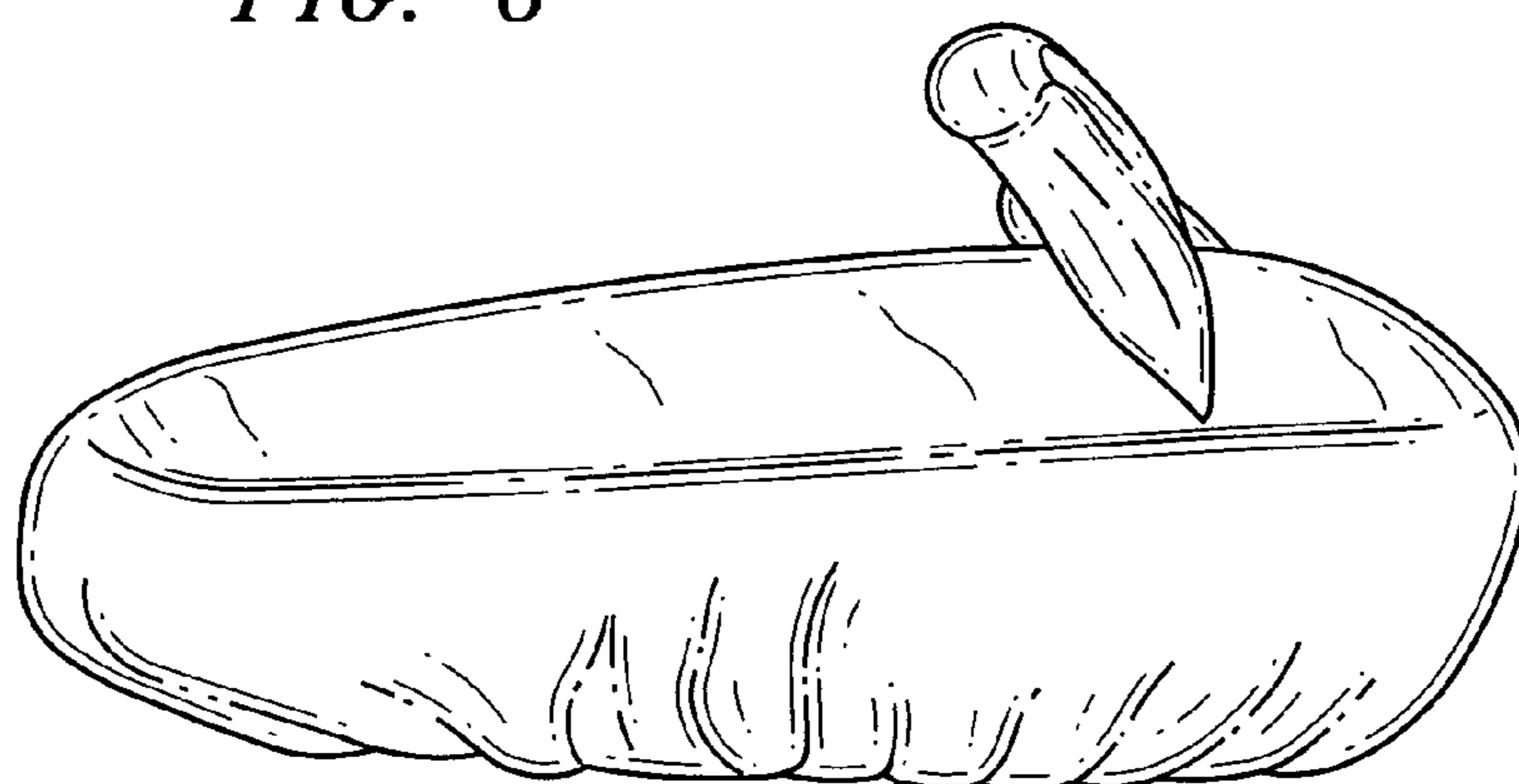


FIG. 7

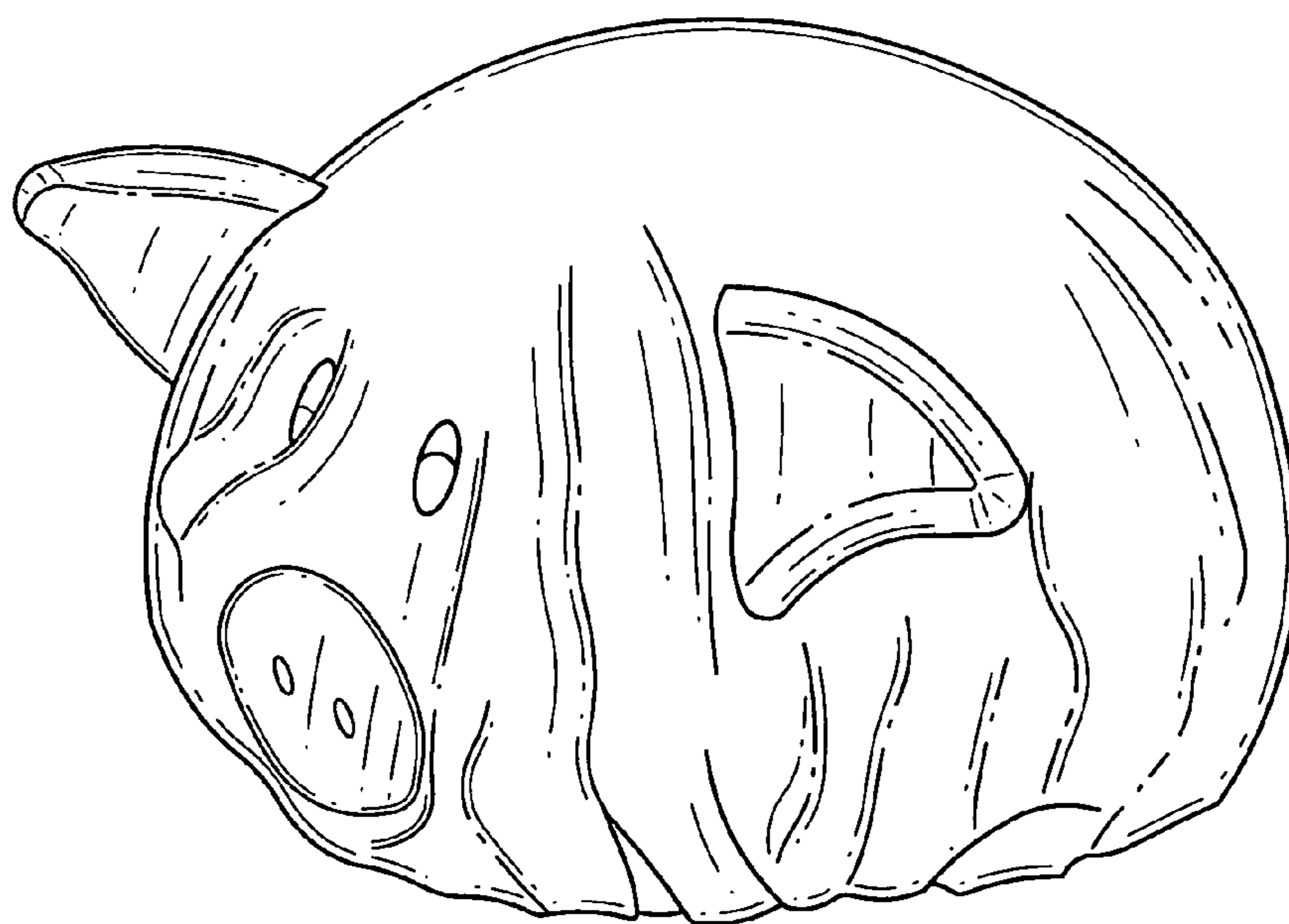


FIG. 8