



US00D589682S

(12) **United States Design Patent**
Knab

(10) **Patent No.:** **US D589,682 S**

(45) **Date of Patent:** **** Apr. 7, 2009**

(54) **HAT**

(76) **Inventor:** **Ann M. Knab**, 8 N. Reeves Ave.,
Guilford, CT (US) 06437

(**) **Term:** **14 Years**

(21) **Appl. No.:** **29/320,348**

(22) **Filed:** **Jun. 25, 2008**

(51) **LOC (9) Cl.** **02-03**

(52) **U.S. Cl.** **D2/869**

(58) **Field of Classification Search** D2/867,
D2/868, 869, 870, 878, 885, 892, 894; D21/469,
D21/476, 587, 588, 589, 590, 600, 606, 607,
D21/608, 623, 653, 654, 655, 659, 660, 661,
D21/630, 632, 633; 2/68, 84, 91, 123, 128,
2/129, 131, 133, 174, 202, 203, 204, 209.13;
446/220, 221, 223, 224, 226

See application file for complete search history.

(56) **References Cited**

U.S. PATENT DOCUMENTS

799,355	A *	9/1905	Pfeiffer	2/68
1,685,586	A *	9/1928	Guinzburg	2/46
D148,272	S *	1/1948	Baird	D21/587
3,247,521	A *	4/1966	Owen	2/68
3,320,682	A *	5/1967	Sliman	34/95
3,746,015	A *	7/1973	Schulman	132/212
D255,916	S *	7/1980	Lofton et al.	D21/832
D259,147	S *	5/1981	Evans	D2/868
4,400,830	A *	8/1983	Gaitan	2/68
D283,172	S *	4/1986	Johnson	D2/741
D295,654	S *	5/1988	Henn et al.	D21/655
D372,392	S *	8/1996	Bala	D6/598
D390,886	S *	2/1998	Fletcher	D21/476
D401,347	S *	11/1998	Cosentino	D24/208
D478,363	S *	8/2003	Steele-Kurtin et al.	D21/604

6,820,283	B2 *	11/2004	Graneto, III	2/171.2
D534,223	S *	12/2006	Sutton	D21/604
D538,423	S *	3/2007	Berube et al.	D24/110
D546,500	S *	7/2007	Flannery	D28/9
2005/0150050	A1 *	7/2005	Wolf et al.	5/636

OTHER PUBLICATIONS

Elm Company, The Panda and The Frog beanies, as shown on www.shinymedia.blogs.com, dated Oct. 29, 2007 (1 page).*

Panda shower cap, as shown on www.annabeltrends.com, viewed Sep. 7, 2008 (1 page).*

Stock vector image of Panda, as shown on www.istockphoto.com, dated Dec. 10, 2006 (1 page).*

Panda icon, as shown on www.istockphoto.com, dated Nov. 27, 2006 (1 page).*

* cited by examiner

Primary Examiner—Caron Veynar

Assistant Examiner—Karen E Eldridge Powers

(57) **CLAIM**

The ornamental design for a hat, as shown and described.

DESCRIPTION

FIG. 1 is a perspective view of my new design of a hat;

FIG. 2 is a front elevation view thereof;

FIG. 3 is a rear elevation view thereof;

FIG. 4 is a top plan view thereof;


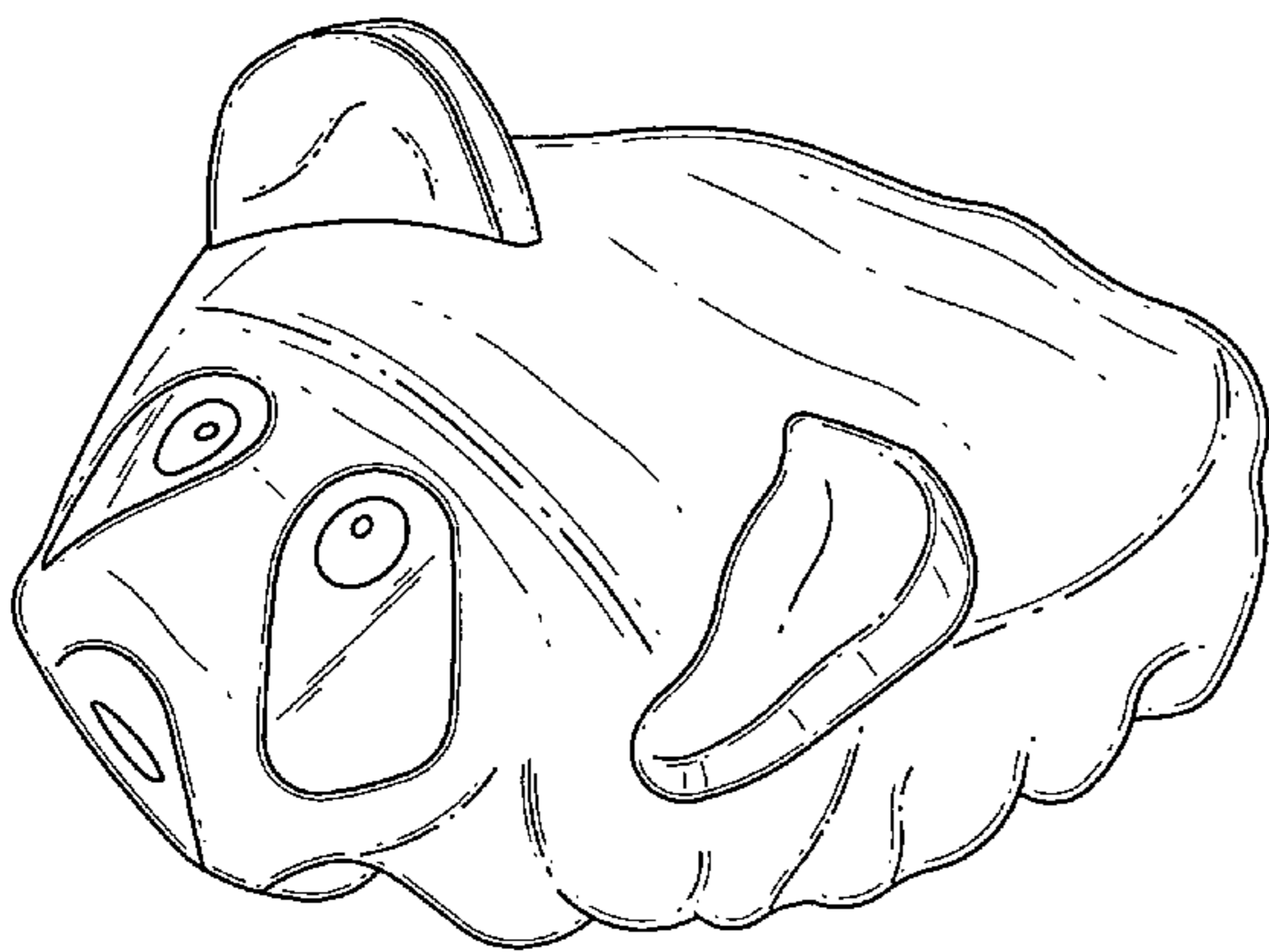
FIG. 5 is a bottom plan view thereof;

FIG. 6 is a left side elevation view thereof;

FIG. 7 is a right side elevation view thereof; and,

FIG. 8 is a perspective view thereof, showing the claimed design while being worn.

1 Claim, 3 Drawing Sheets



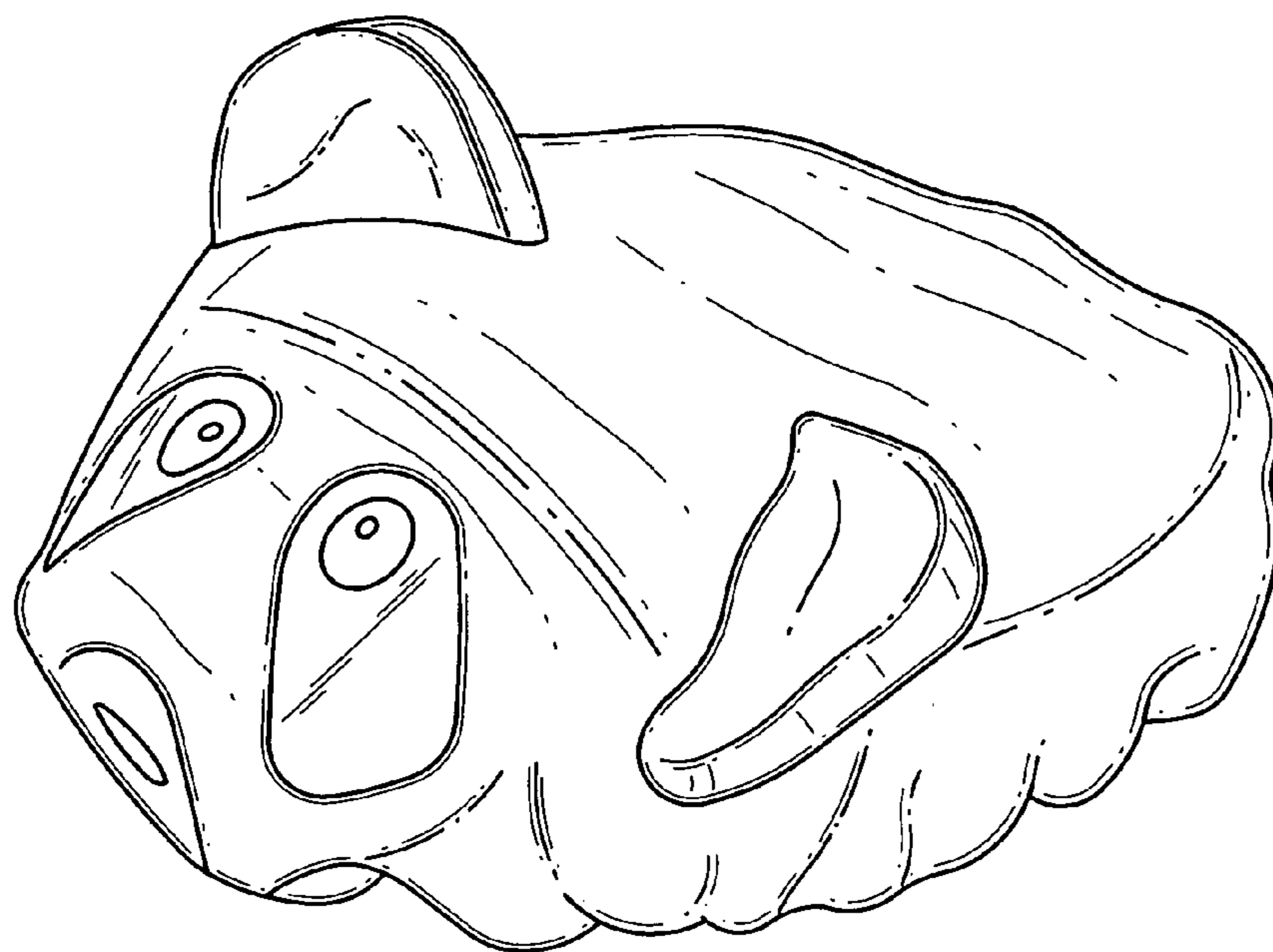


FIG. 1




FIG. 2



FIG. 3

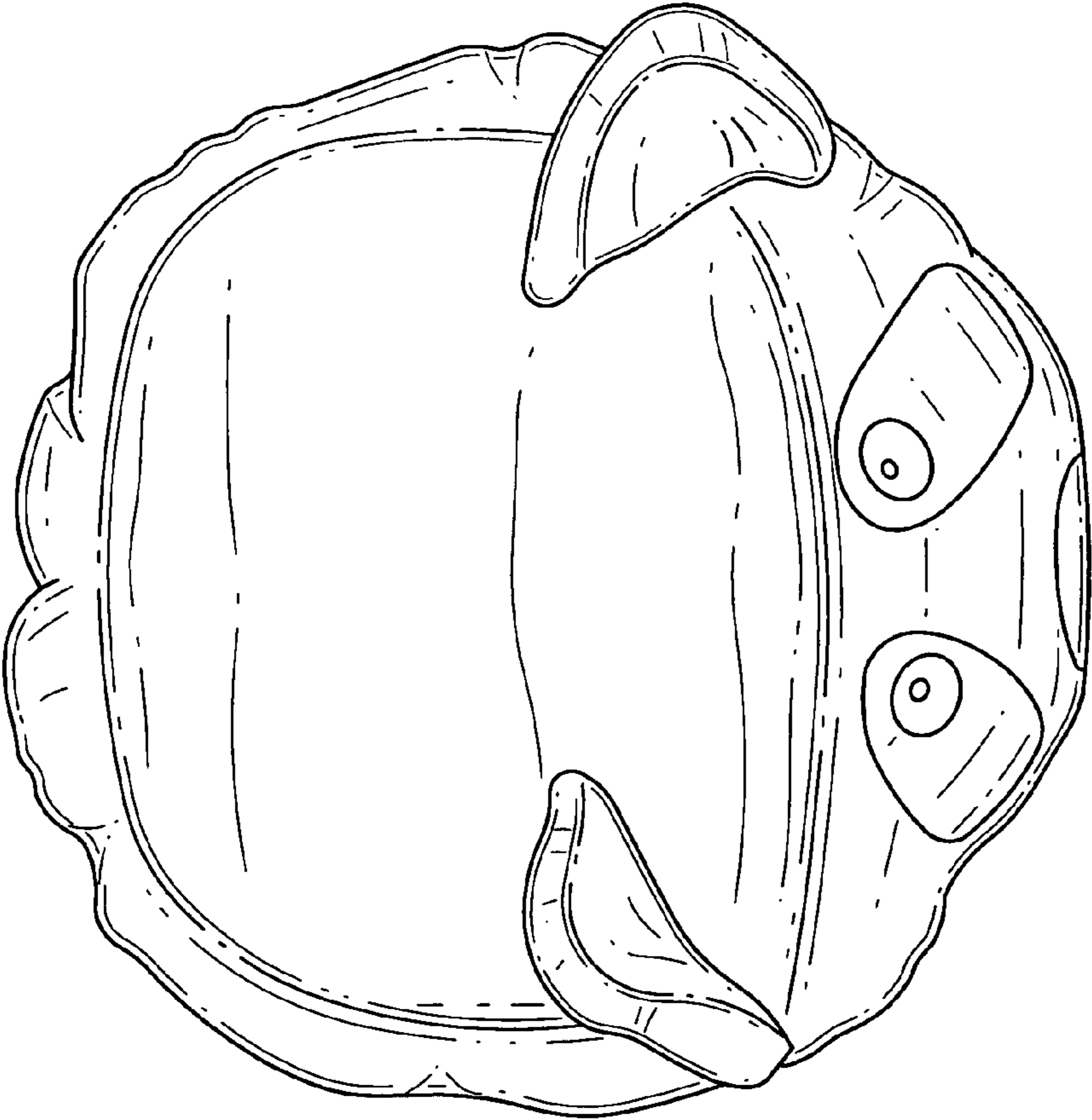


FIG. 4




FIG. 5




FIG. 6

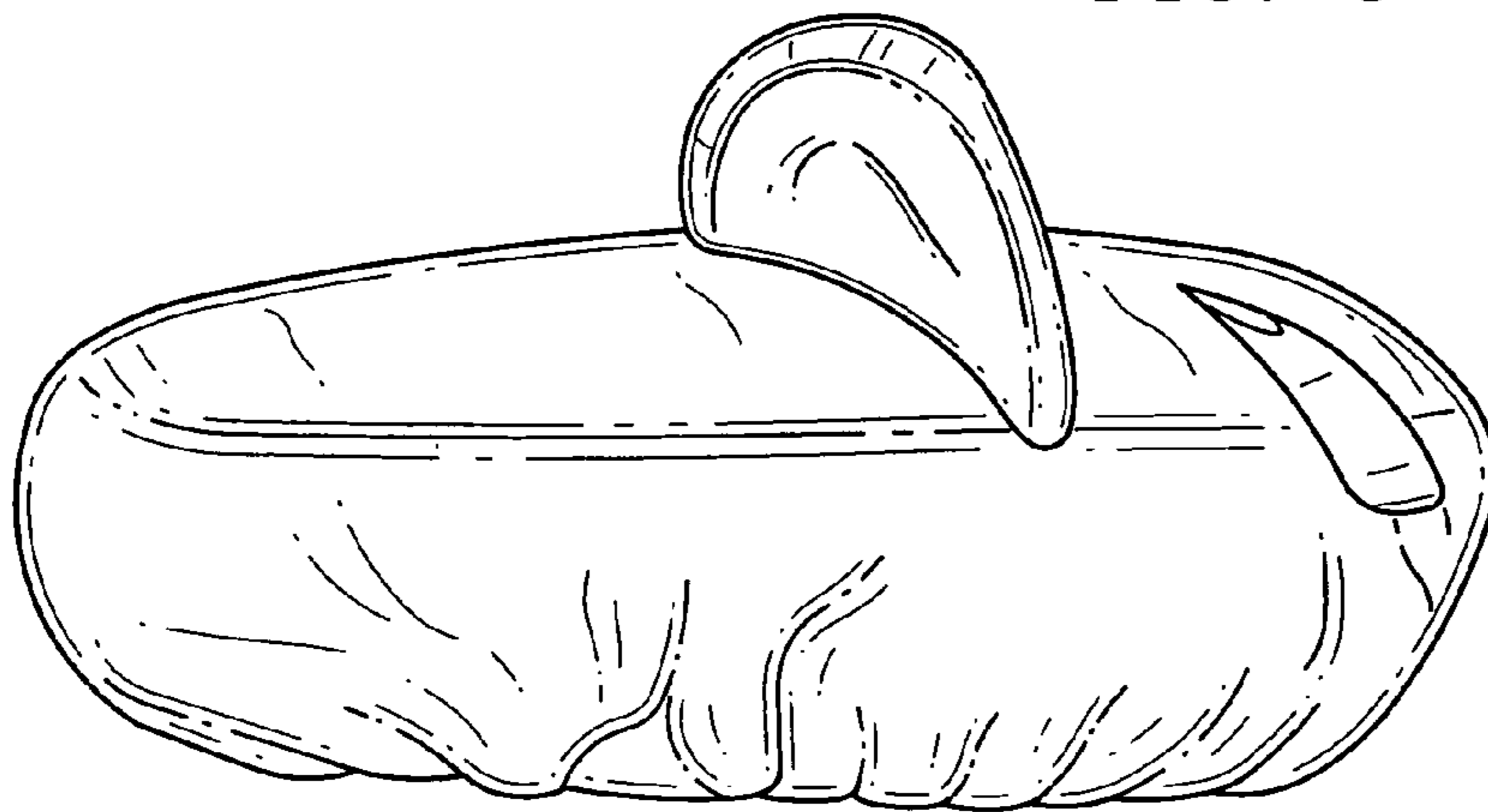


FIG. 7

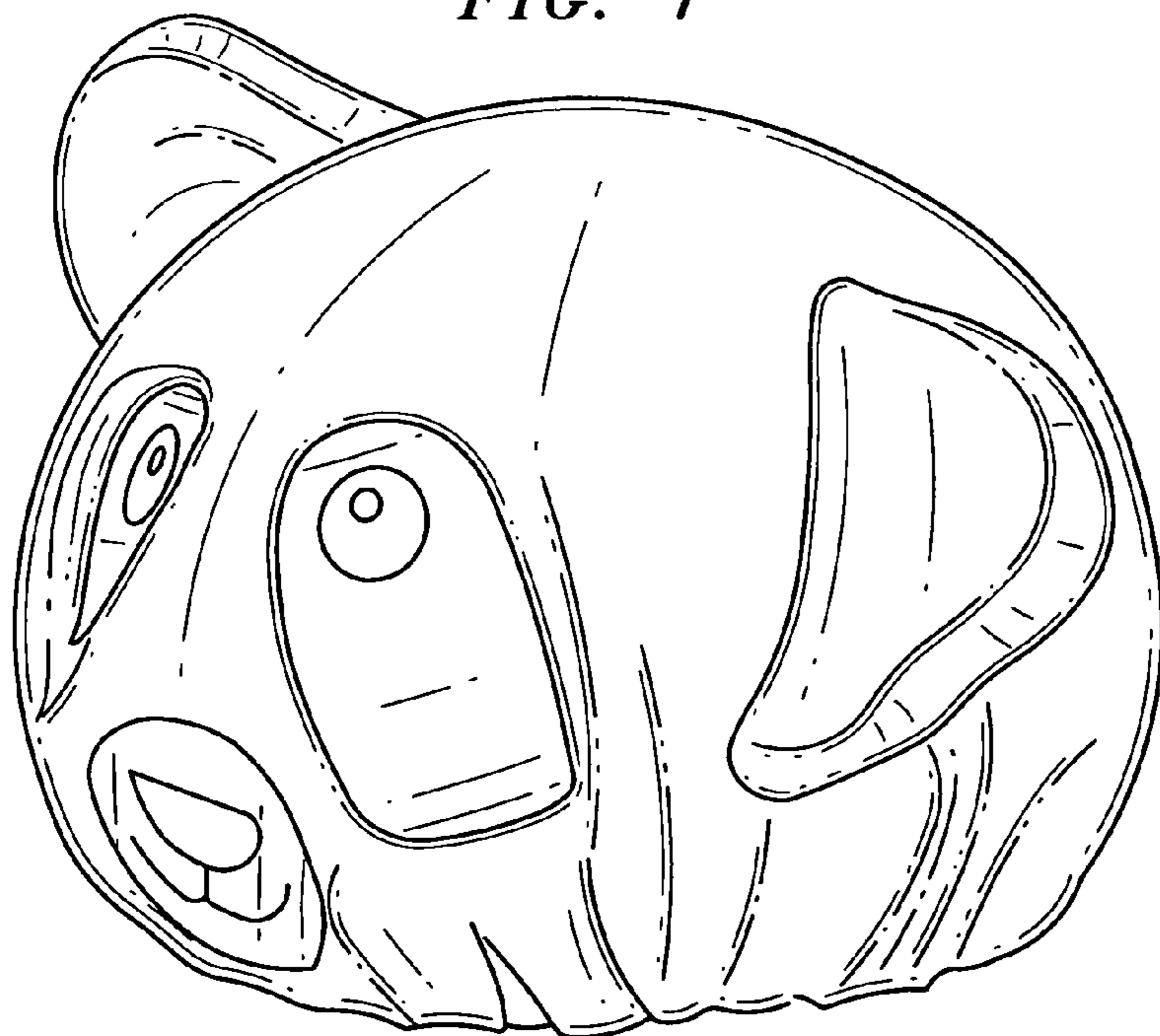


FIG. 8