



US00D589673S

(12) **United States Design Patent**
Kuhlmann et al.

(10) **Patent No.:** **US D589,673 S**

(45) **Date of Patent:** **** Mar. 31, 2009**

(54) **MINI PALLET**

(75) Inventors: **Peter Kuhlmann**, Goodwood (AU);
Nigel Wilkinson, Wingfield (AU)

(73) Assignee: **Peter K Pty. Ltd.**, Goodwood (AU)

(**) Term: **14 Years**

(21) Appl. No.: **29/318,617**

(22) Filed: **May 23, 2008**

(30) **Foreign Application Priority Data**

Nov. 27, 2007 (AU) 21027/2007

(51) **LOC (9) Cl.** **09-08**

(52) **U.S. Cl.** **D34/38**

(58) **Field of Classification Search** D34/38;
108/51.3, 52.1, 53.1, 53.3, 51.11; D9/456;
206/386; D25/199; 248/346.02

See application file for complete search history.

(56) **References Cited**

U.S. PATENT DOCUMENTS

2,351,293 A * 6/1944 Saunders 482/147
D217,594 S * 5/1970 Bardell D9/456
D305,374 S * 1/1990 Sahm, Jr. D34/38

D372,867 S * 8/1996 Lambelet, Jr. D9/456
D513,353 S * 12/2005 Pederson D34/28
D573,466 S * 7/2008 White et al. D9/456

FOREIGN PATENT DOCUMENTS

AU 149053 S 8/2002

* cited by examiner

Primary Examiner—Cynthia E Ramirez

(74) *Attorney, Agent, or Firm*—William J. Sapone; Coleman
Sudol Sapone P.C.

(57) **CLAIM**

The ornamental design for a mini pallet, as shown and described.

DESCRIPTION

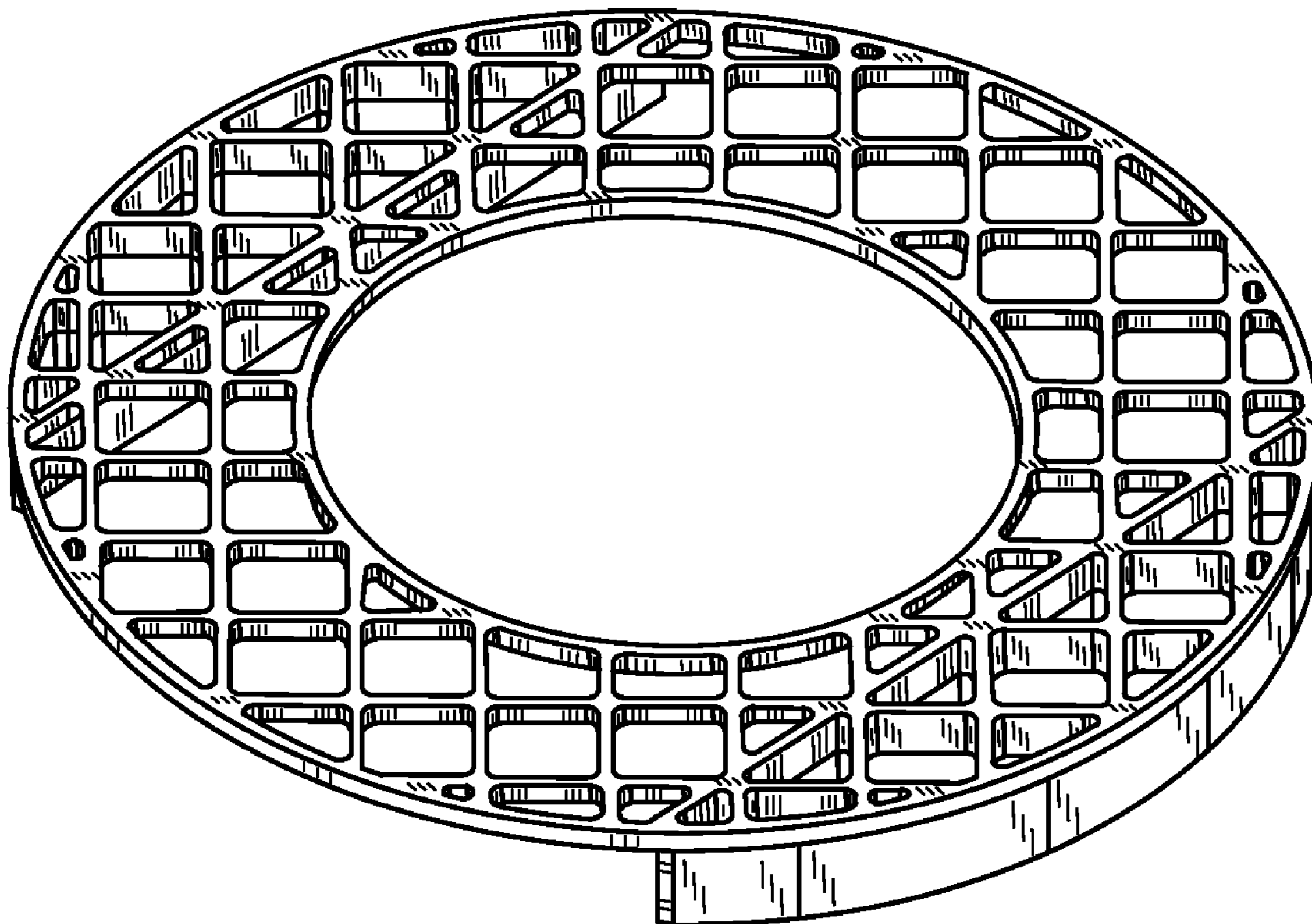
FIG. 1 is an isometric view of a mini pallet showing our new design;

FIG. 2 is a plan view thereof;

FIG. 3 is a front view thereof, the rear view being a mirror image thereof; and,

FIG. 4 is a right side view thereof, the left side being a mirror image thereof.

1 Claim, 2 Drawing Sheets



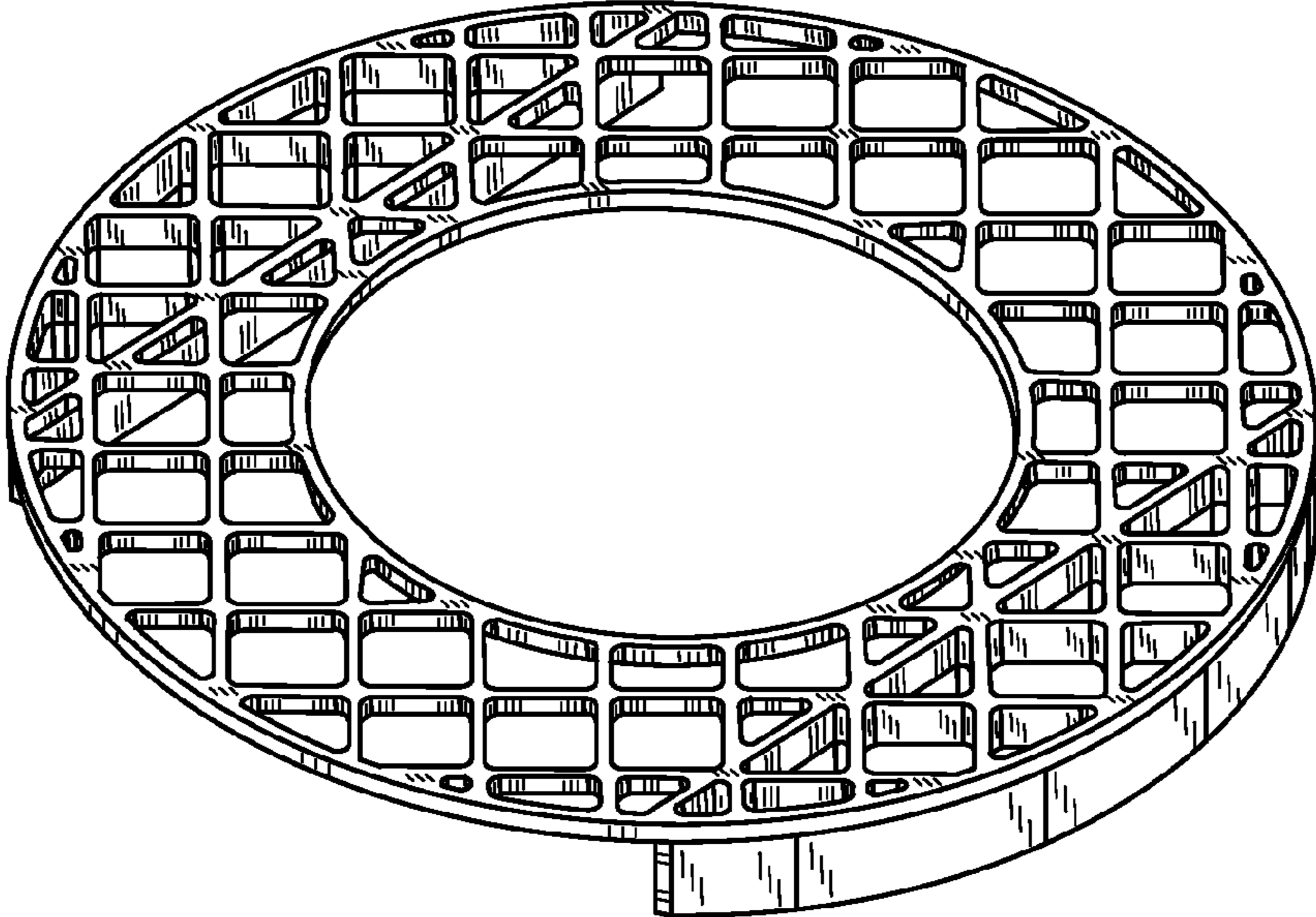


FIG. 1




FIG. 2



FIG. 3

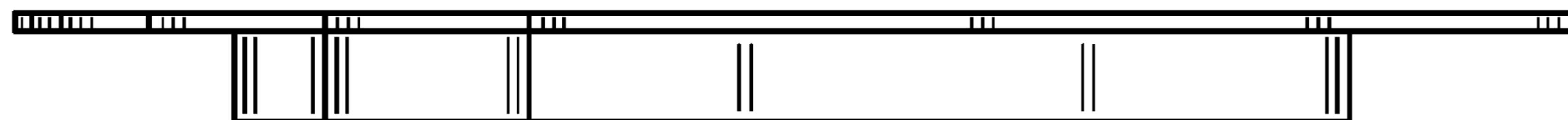


FIG. 4