



US00D589670S

(12) **United States Design Patent**
Smeets

(10) **Patent No.:** **US D589,670 S**

(45) **Date of Patent:** **** Mar. 31, 2009**

(54) **TOUCH BIN**

(75) Inventor: **Joris Kristof Smeets**, Overpelt (BE)

(73) Assignee: **Brabantia Nederland B.V.**, Waalre (NL)

(**) Term: **14 Years**

(21) Appl. No.: **29/318,513**

(22) Filed: **May 21, 2008**

(30) **Foreign Application Priority Data**

Nov. 26, 2007 (EM) 000832076-0001

(51) **LOC (9) Cl.** **09-09**

(52) **U.S. Cl.** **D34/7**

(58) **Field of Classification Search** D34/1-11;
220/908-911, 262-264

See application file for complete search history.

(56) **References Cited**

U.S. PATENT DOCUMENTS

D355,060 S *	1/1995	Bernstein et al.	D32/37
D453,600 S *	2/2002	Lin	D34/9
D472,687 S *	4/2003	Lin	D34/7
D476,457 S *	6/2003	Verbeek	D34/7
D480,193 S *	9/2003	Wang	D34/9
D483,165 S *	12/2003	Dretzka	D34/7
D483,166 S *	12/2003	Lin	D34/7
D489,853 S *	5/2004	Verbeek et al.	D34/7
D490,199 S *	5/2004	Daams et al.	D34/7
D496,767 S *	9/2004	Wang	D34/7
D515,264 S *	2/2006	Daams	D34/7

D517,761 S *	3/2006	Yang et al.	D34/7
D526,458 S *	8/2006	Lin	D34/9
D529,677 S *	10/2006	Lin	D34/7
D530,476 S *	10/2006	Lin	D34/9
D533,703 S *	12/2006	Lin	D34/7
D535,449 S *	1/2007	Chen	D34/7
D538,994 S *	3/2007	Lin	D34/7
D538,995 S *	3/2007	Lin	D34/7
D540,501 S *	4/2007	Wang	D34/7
D547,020 S *	7/2007	Chen	D34/7
D549,409 S *	8/2007	Daams	D32/37
D551,821 S *	9/2007	Wang et al.	D34/7
D557,869 S *	12/2007	Hawker et al.	D34/9
D559,494 S *	1/2008	Yang et al.	D34/7
D564,169 S *	3/2008	Wang	D34/7
2003/0201265 A1 *	10/2003	Lin	220/254.3

* cited by examiner

Primary Examiner—Cynthia E Ramirez

(74) *Attorney, Agent, or Firm*—Abelman, Frayne & Schwab

(57) **CLAIM**

The ornamental design for a touch bin, as shown and described.

DESCRIPTION

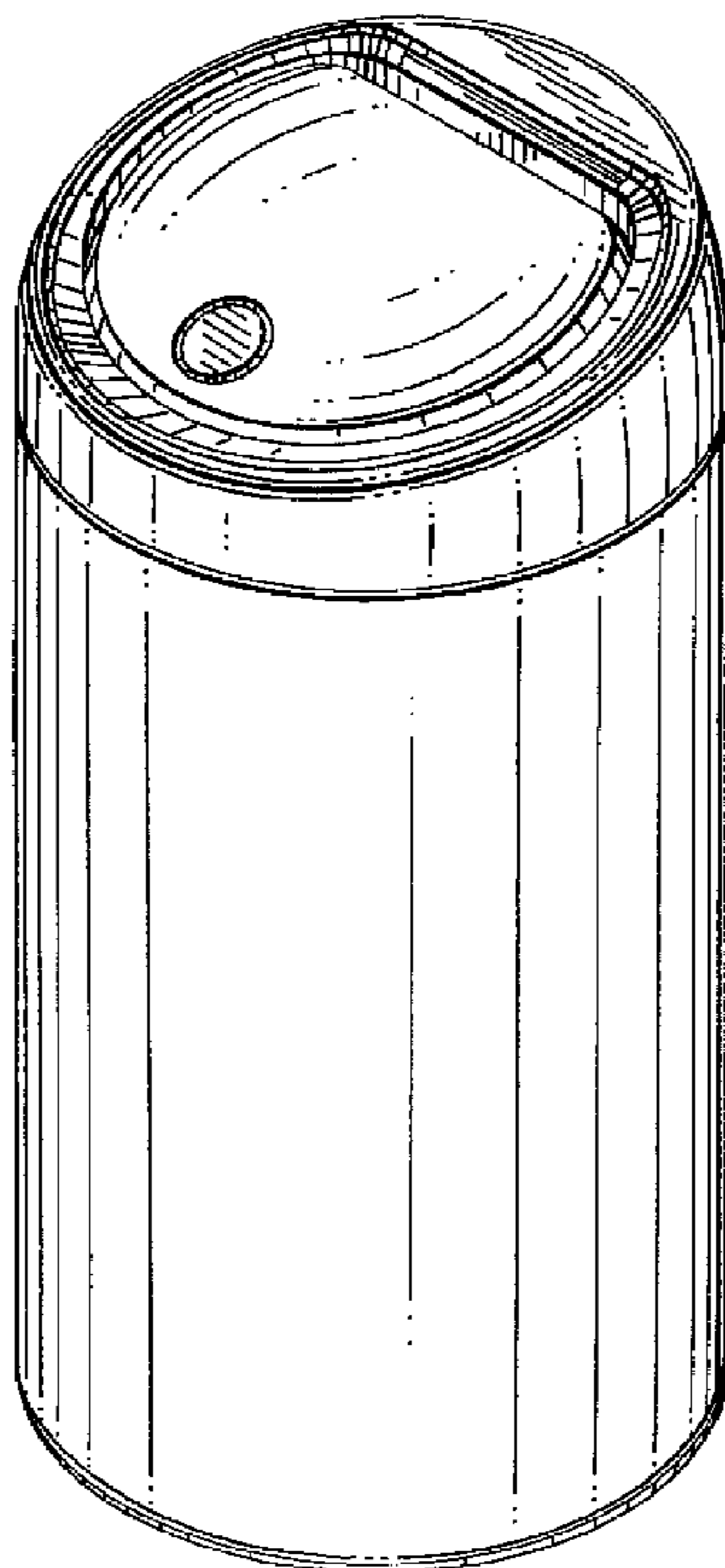
FIG. 1 is a top front right side perspective view of a touch bin showing my new design;

FIG. 2 is a right side elevational view thereof, with the left side being a mirror image thereof;

FIG. 3 is a top plan view thereof; and,

FIG. 4 is a front elevational view thereof.

1 Claim, 2 Drawing Sheets



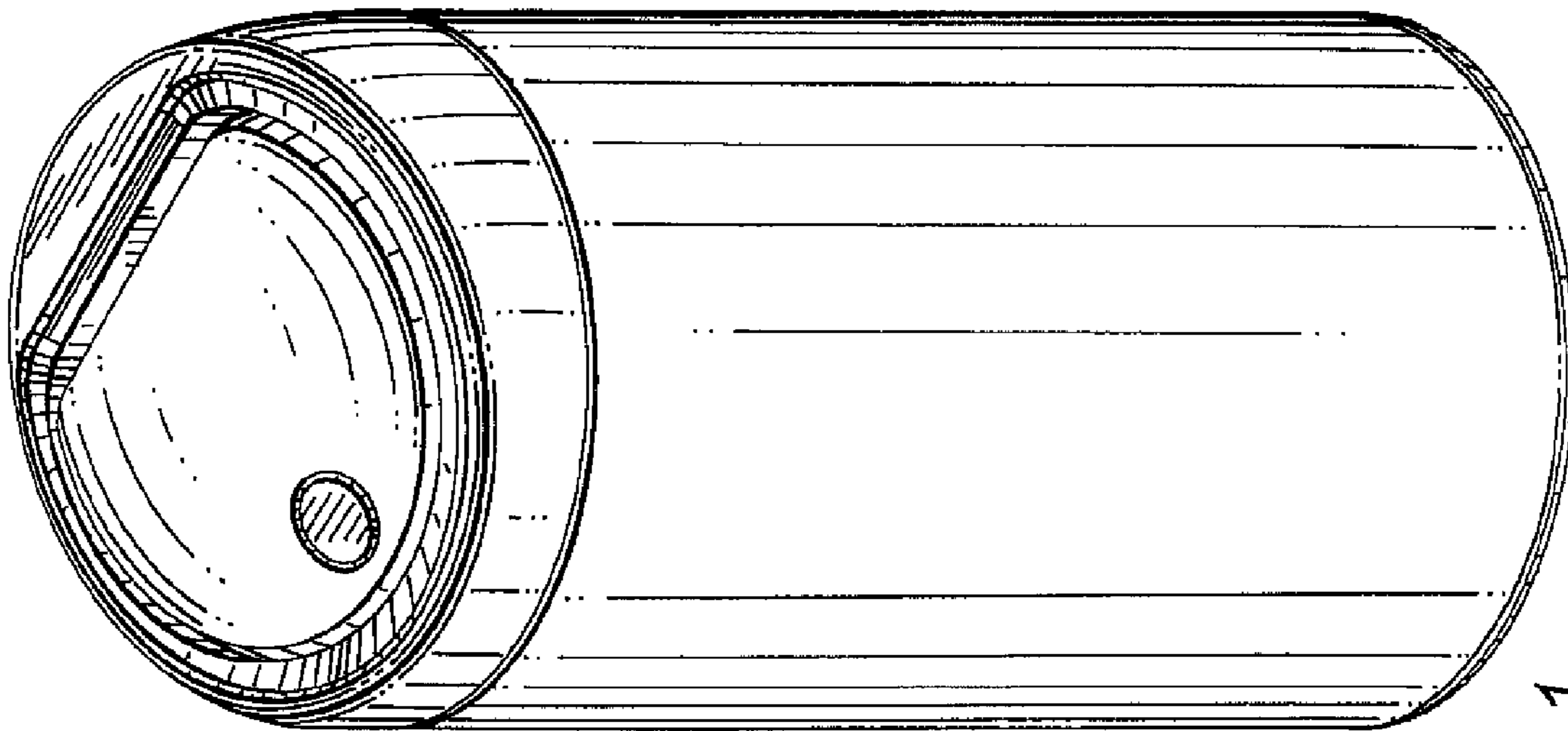


FIG. 1




FIG. 2

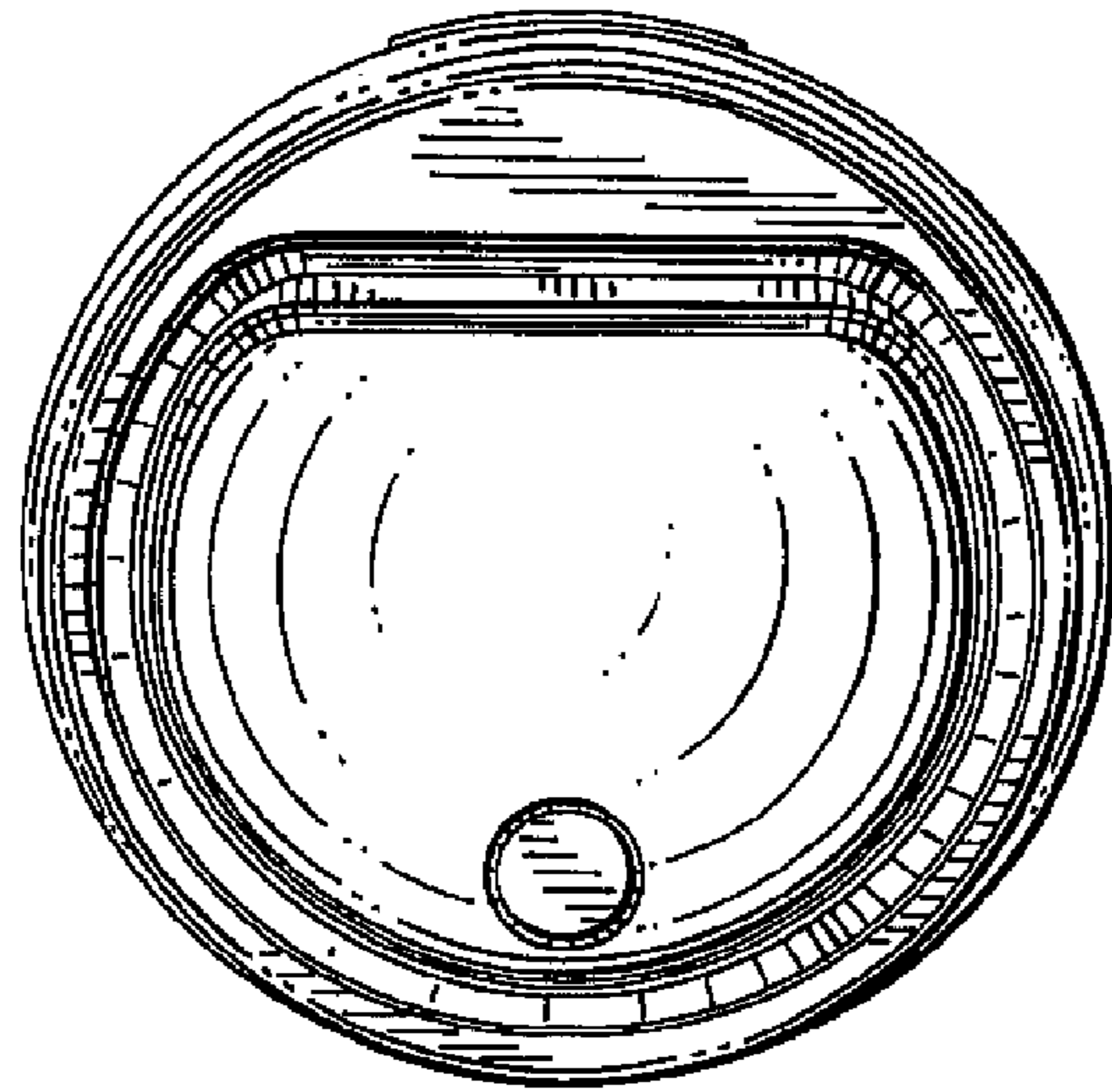


FIG. 3




FIG. 4