



US00D589659S

(12) **United States Design Patent**
Semler

(10) **Patent No.:** **US D589,659 S**

(45) **Date of Patent:** **** Mar. 31, 2009**

(54) **DOG EXERCISING DEVICE**

(76) **Inventor:** **Parker Nathan Semler**, 610 Vine St.,
Denver, CO (US) 80206

(**) **Term:** **14 Years**

(21) **Appl. No.:** **29/293,260**

(22) **Filed:** **Nov. 13, 2007**

(51) **LOC (9) Cl.** **30-99**

(52) **U.S. Cl.** **D30/160**

(58) **Field of Classification Search** D30/119,
D30/160; D21/656, 658-659, 611, 617;
119/702, 706-711; 446/168, 170, 227

See application file for complete search history.

(56) **References Cited**

U.S. PATENT DOCUMENTS

2,182,642	A *	12/1939	Rexford	446/230
D307,165	S *	4/1990	Havelock	D21/656
D373,662	S *	9/1996	Box	D30/160
5,765,508	A *	6/1998	Markowitz	119/707
D413,697	S *	9/1999	Druhan	D30/160
D467,983	S *	12/2002	Yamazaki	D21/611
D512,470	S *	12/2005	Sikio	D21/656
D569,052	S *	5/2008	Lamstein	D30/160
2005/0022751	A1 *	2/2005	Nelson	119/709

2005/0241595	A1 *	11/2005	Moulton	119/711
2006/0150918	A1 *	7/2006	Rowe	119/707
2008/0011242	A1 *	1/2008	Hirschberg	119/707

* cited by examiner

Primary Examiner—Cathy Anne MacCormac
(74) *Attorney, Agent, or Firm*—The Reilly Intellectual
Property Law Firm, P.C.; Ellen Reilly

(57) **CLAIM**

The ornamental design for a dog exercising device, as shown
and described.

DESCRIPTION

FIG. 1 is a perspective view showing my new design;

FIG. 2 is a front view thereof;

FIG. 3 is a back view thereof;

FIG. 4 is a side view thereof;


FIG. 5 is an opposite side view to that of FIG. 4;

FIG. 6 is a top view thereof; and,

FIG. 7 is a bottom view thereof.

The broken lines shown in FIGS. 1-7 form no part of the
claimed design.

1 Claim, 4 Drawing Sheets






FIG.1



FIG. 2



FIG. 3




FIG. 4




FIG. 5




FIG. 6

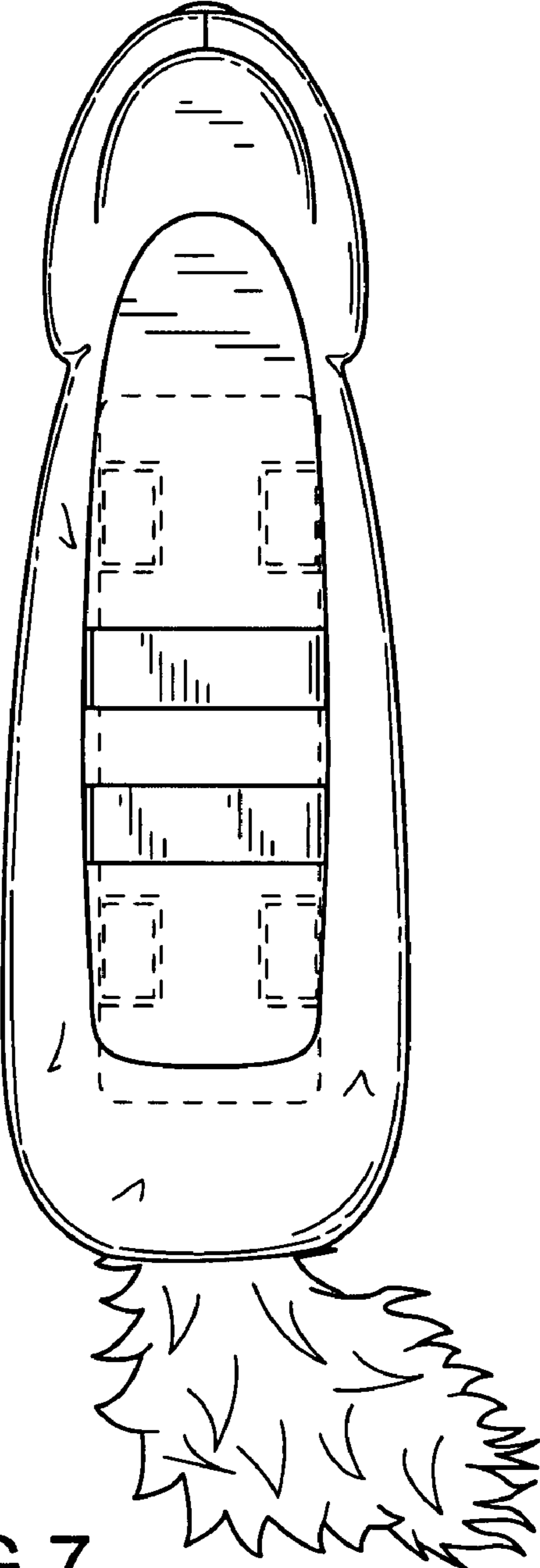


FIG. 7