



US00D589657S

(12) **United States Design Patent**
Lamstein

(10) **Patent No.:** **US D589,657 S**
(45) **Date of Patent:** **** Mar. 31, 2009**

(54) **CAT CHAISE**

(75) Inventor: **Aaron Lamstein**, San Rafael, CA (US)

(73) Assignee: **Worldwise, Inc.**, San Rafael, CA (US)

(**) Term: **14 Years**

(21) Appl. No.: **29/305,119**

(22) Filed: **Mar. 13, 2008**

(51) **LOC (9) Cl.** **30-06**

(52) **U.S. Cl.** **D30/118; D30/160**

(58) **Field of Classification Search** **D30/118;**
D6/334–335, 349, 359, 361, 377, 382, 388,
D6/595–597, 601, 604; D21/520–521; 5/417;
119/28.5, 706

See application file for complete search history.

(56) **References Cited**

U.S. PATENT DOCUMENTS

4,934,756	A *	6/1990	Webb et al.	297/440.12
5,926,879	A *	7/1999	Davis	5/636
D431,694	S *	10/2000	Copple	D30/118
D446,030	S *	8/2001	Linder	D6/334
D448,228	S *	9/2001	Davis et al.	D6/601
6,378,150	B1 *	4/2002	Minegishi et al.	5/652.1
D466,749	S *	12/2002	O'Quinn	D6/601
D534,693	S *	1/2007	Northrop	D30/118
D535,444	S *	1/2007	Rahman	D30/118
D582,611	S *	12/2008	Bise	D30/118

OTHER PUBLICATIONS

http://www.amazon.com/Marmalade-Pet-Sweet-Lounge-Cat/dp/B000RLAM0A/ref=pd_bxgy_hg_img_b; Marmalade Pet Sweet Lounge Cat Bed.*

http://www.amazon.com/Marmalade-Pet-Cheeky-Chaise-Cat/dp/B000RLAM1O/ref=sr_1_1?ie=UTF8&s=home-garden&qid=1229754199&sr=8-1; Marlalade Pet Cheeky Chaise Cat Bed.*

http://www.drsofostersmith.com/product/prod_display.cfm?pcatid=17643; Corrugated Cardboard Cat Cavern Scratcher.*

* cited by examiner

Primary Examiner—Cathy Anne MacCormac

(74) *Attorney, Agent, or Firm*—Bay Area Technology Law Group PC

(57) **CLAIM**

The ornamental design for the cat chaise, as shown and described.

DESCRIPTION

FIG. 1 is a perspective view of a cat chaise according to a preferred embodiment of the present invention;

FIG. 2 is a front view thereof;

FIG. 3 is a back view thereof;

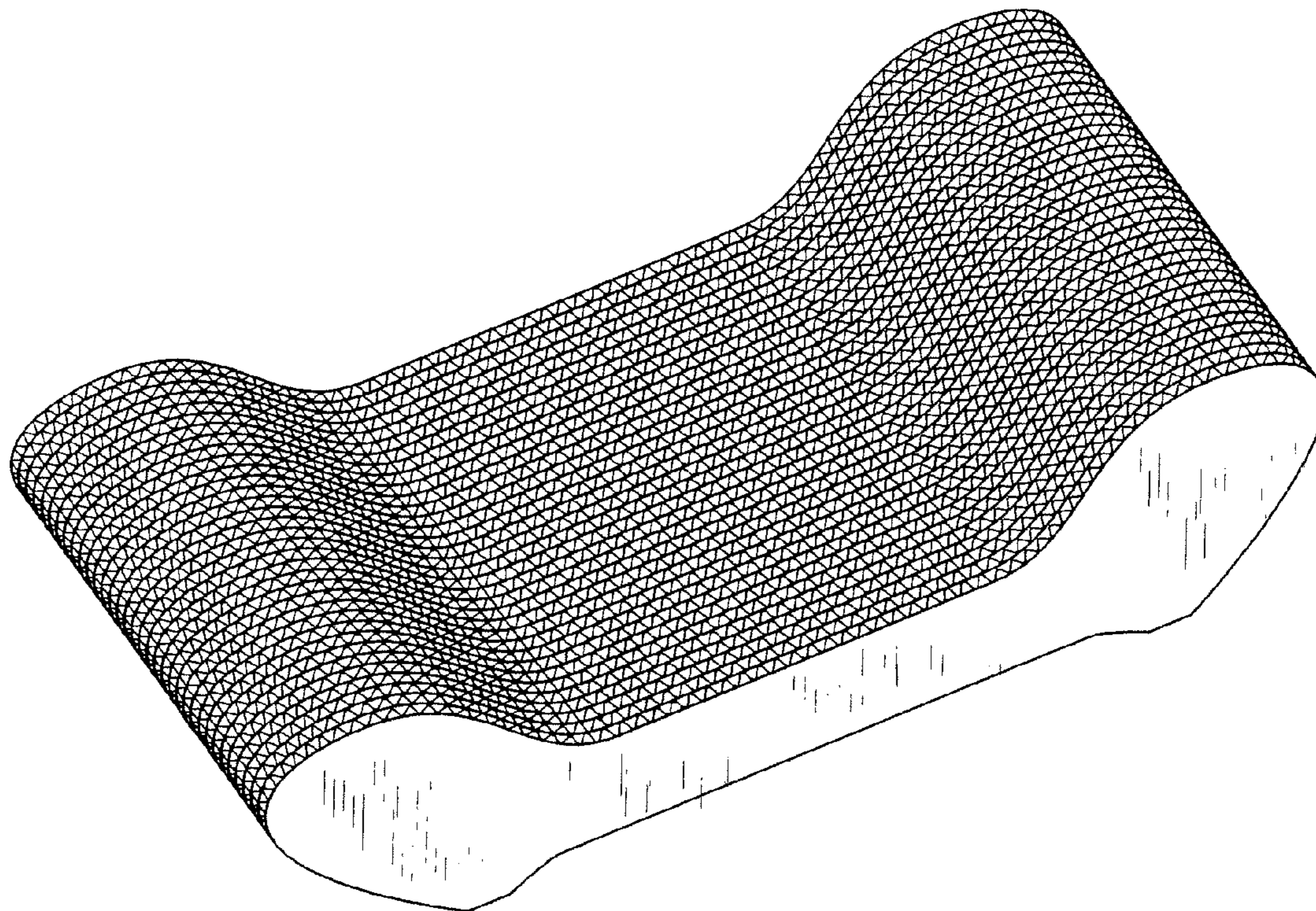
FIG. 4 is a right side view thereof;

FIG. 5 is a left side view thereof;

FIG. 6 is a top plan view thereof; and,

FIG. 7 is a bottom plan view thereof.

1 Claim, 3 Drawing Sheets



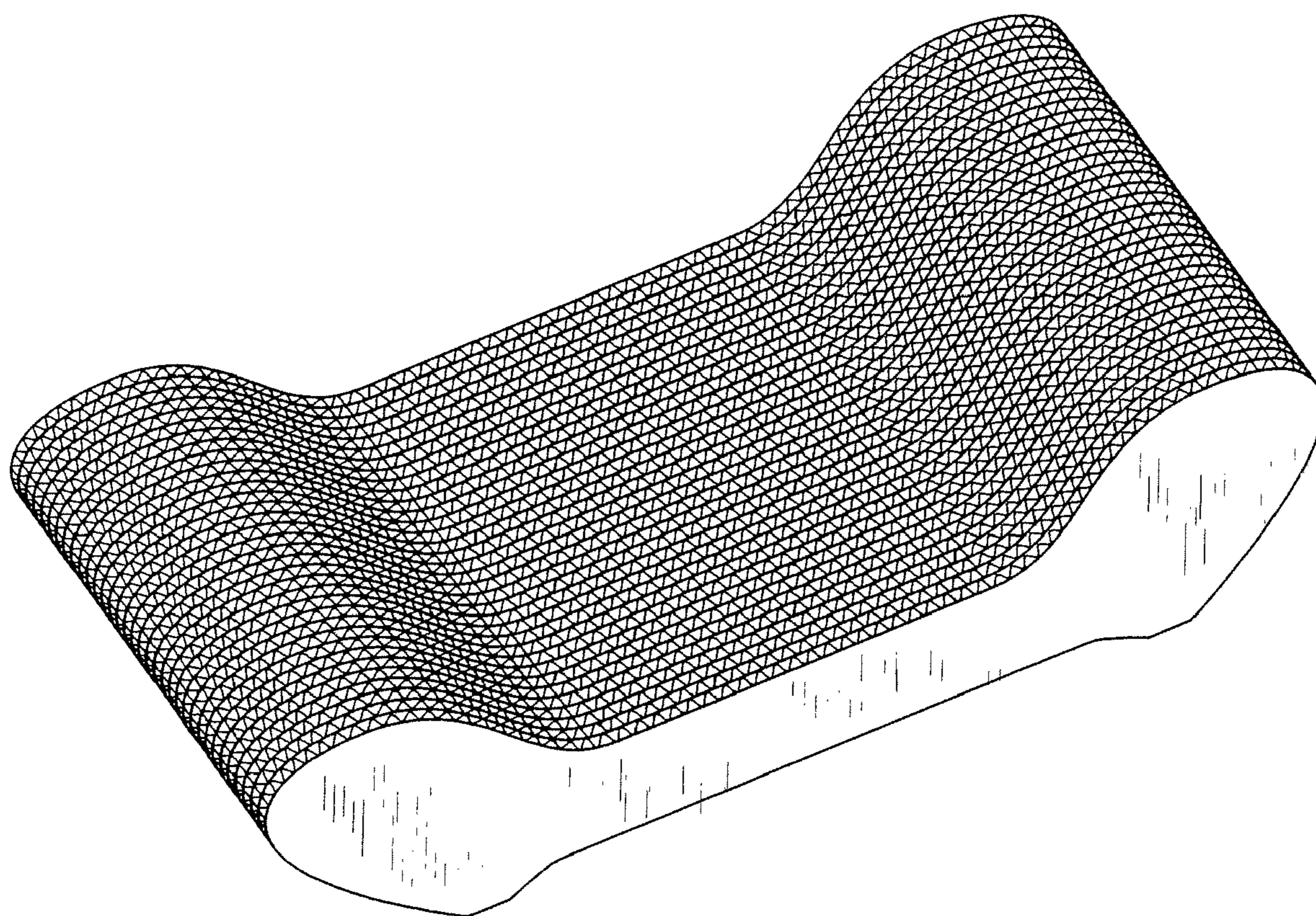


FIG. 1

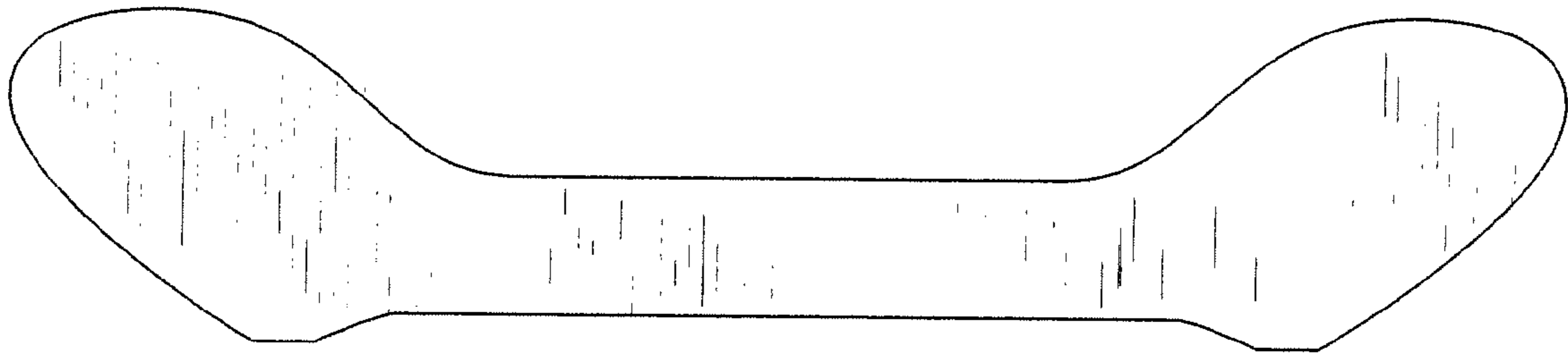


FIG. 2

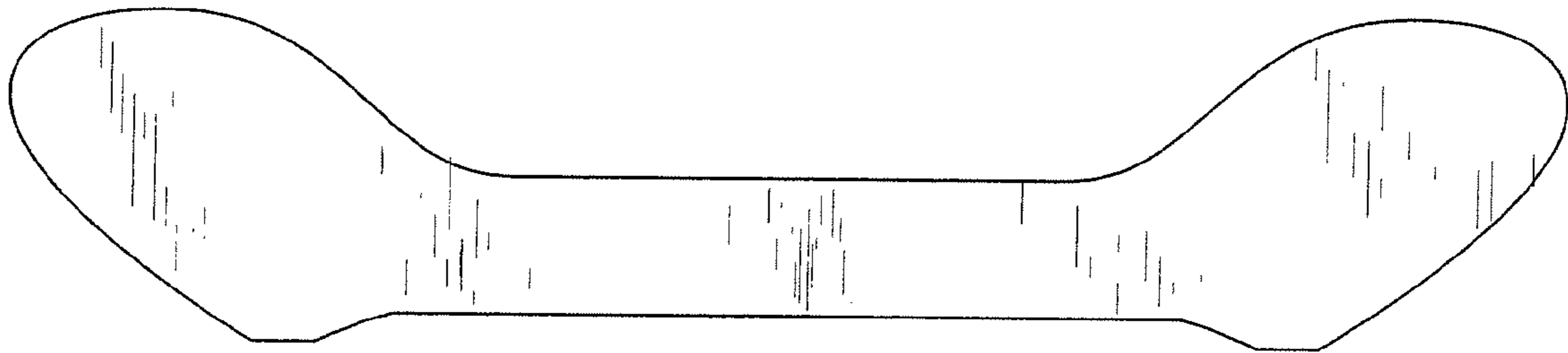


FIG. 3




FIG. 4

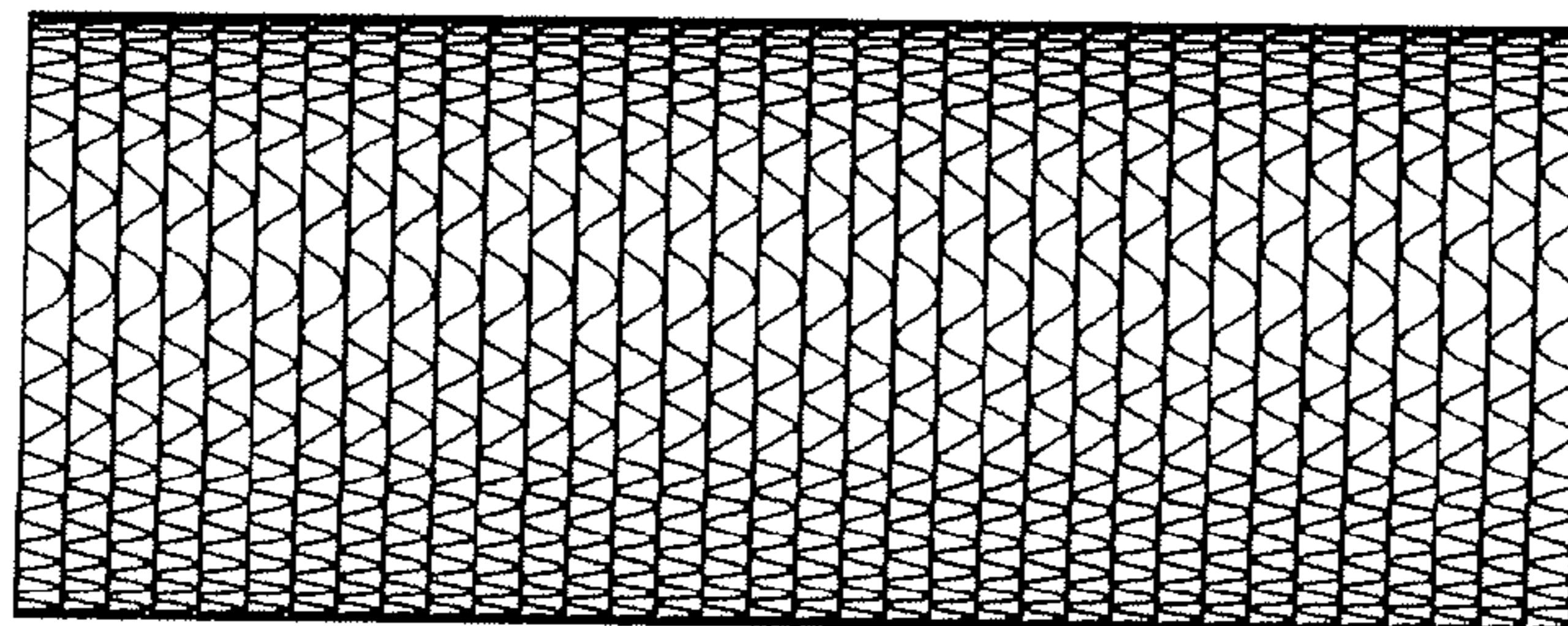


FIG. 5




FIG. 6




FIG. 7