



US00D589653S

(12) **United States Design Patent**
Parsons

(10) **Patent No.:** **US D589,653 S**

(45) **Date of Patent:** **** Mar. 31, 2009**

(54) **HINGED HANDCUFF**

2005/0262899 A1* 12/2005 Parsons 70/16
2007/0256461 A1* 11/2007 Parsons et al. 70/16

(75) Inventor: **Kevin L. Parsons**, Appleton, WI (US)

* cited by examiner

(73) Assignee: **Armament Systems and Procedures, Inc.**, Appleton, WI (US)

Primary Examiner—Raphael Barkai
Assistant Examiner—Randall H Gholson

(**) Term: **14 Years**

(74) *Attorney, Agent, or Firm*—Husch Blackwell Sanders
Welsh & Katz

(21) Appl. No.: **29/260,618**

(57) **CLAIM**

(22) Filed: **May 26, 2006**

The ornamental design for a hinged handcuff, as shown and described.

(51) **LOC (9) Cl.** **29-02**

(52) **U.S. Cl.** **D29/120.2**

(58) **Field of Classification Search** D29/120.1,
D29/120.2, 113; 2/16, 17, 170; 24/16 PB;
70/14-19; 119/770; 128/869, 878

See application file for complete search history.

DESCRIPTION

FIG. 1 is a perspective view of a complete link of the hinged handcuff design;

FIG. 2 is a top elevational view thereof;

FIG. 3 is a bottom elevational view thereof;

FIG. 4 is a left side elevational view thereof;

FIG. 5 is a right side elevational view thereof;

FIG. 6 is a front elevational view thereof; and,

FIG. 7 is a rear elevational view thereof.

(56) **References Cited**

U.S. PATENT DOCUMENTS

4,300,368	A *	11/1981	Sullivan	70/16
D474,100	S *	5/2003	Zapushek	D8/333
2004/0237604	A1 *	12/2004	Kim et al.	70/16
2005/0005656	A1 *	1/2005	Seebock	70/16
2005/0262896	A1 *	12/2005	Parsons	70/16

1 Claim, 4 Drawing Sheets





FIG. 1

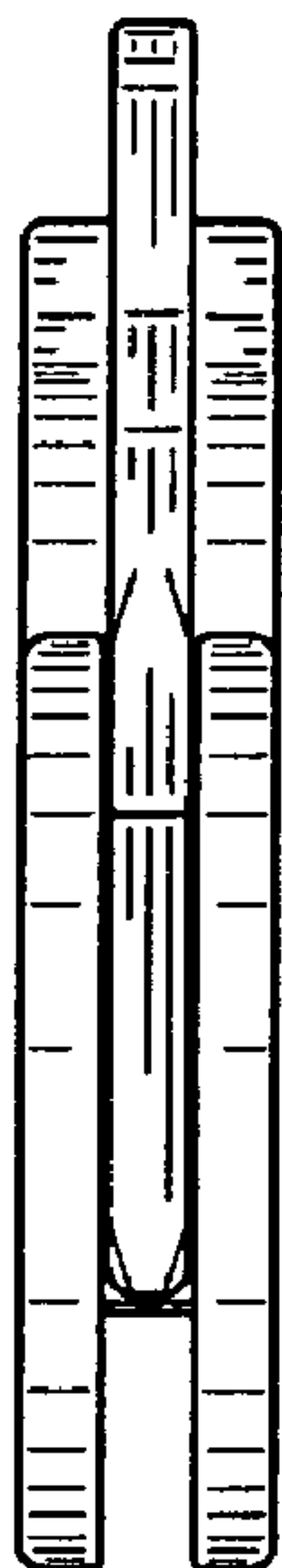


FIG. 2



FIG. 3

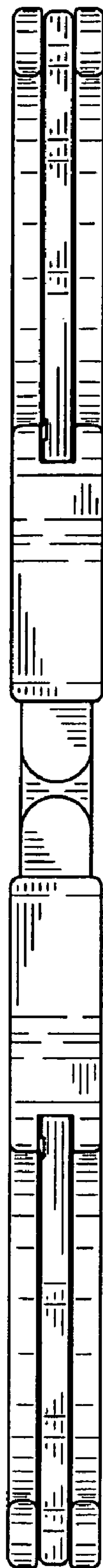


FIG. 4

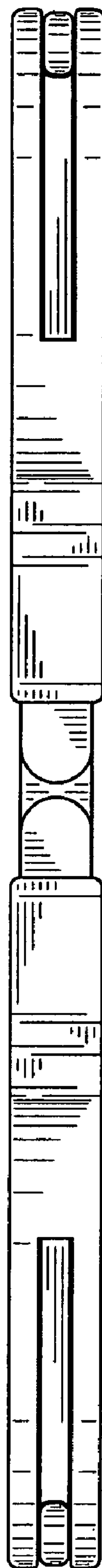


FIG. 5

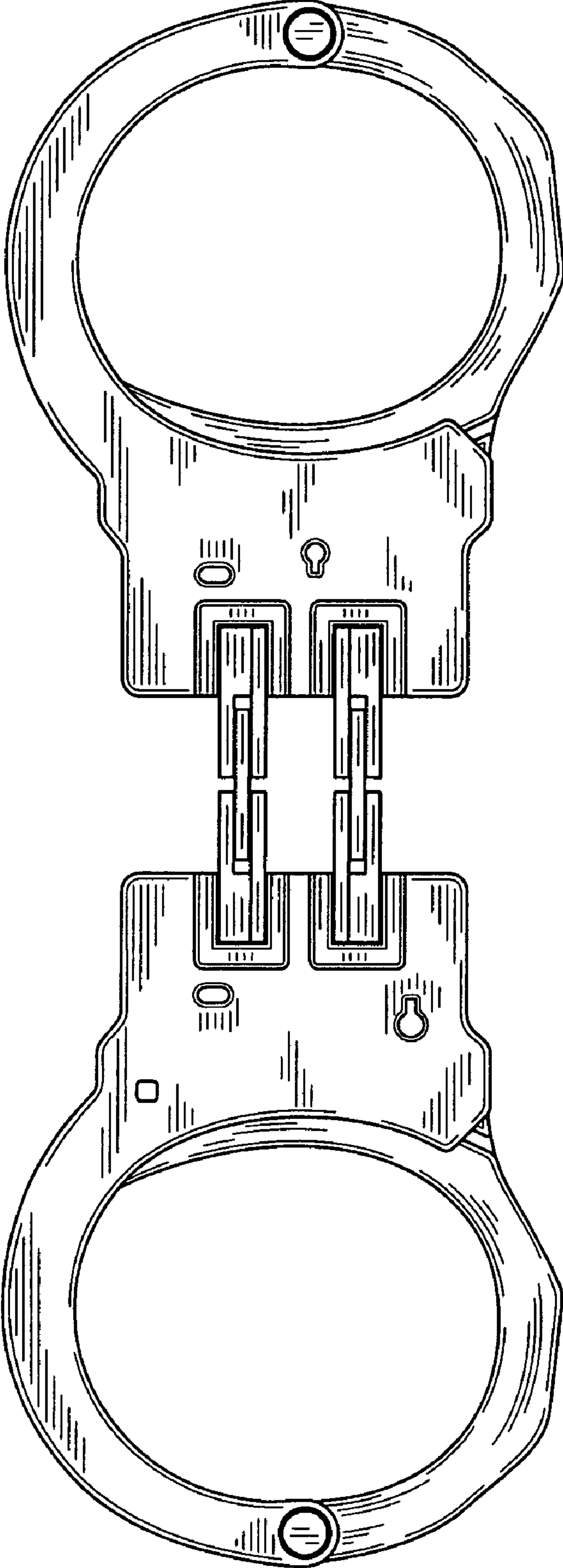


FIG. 6

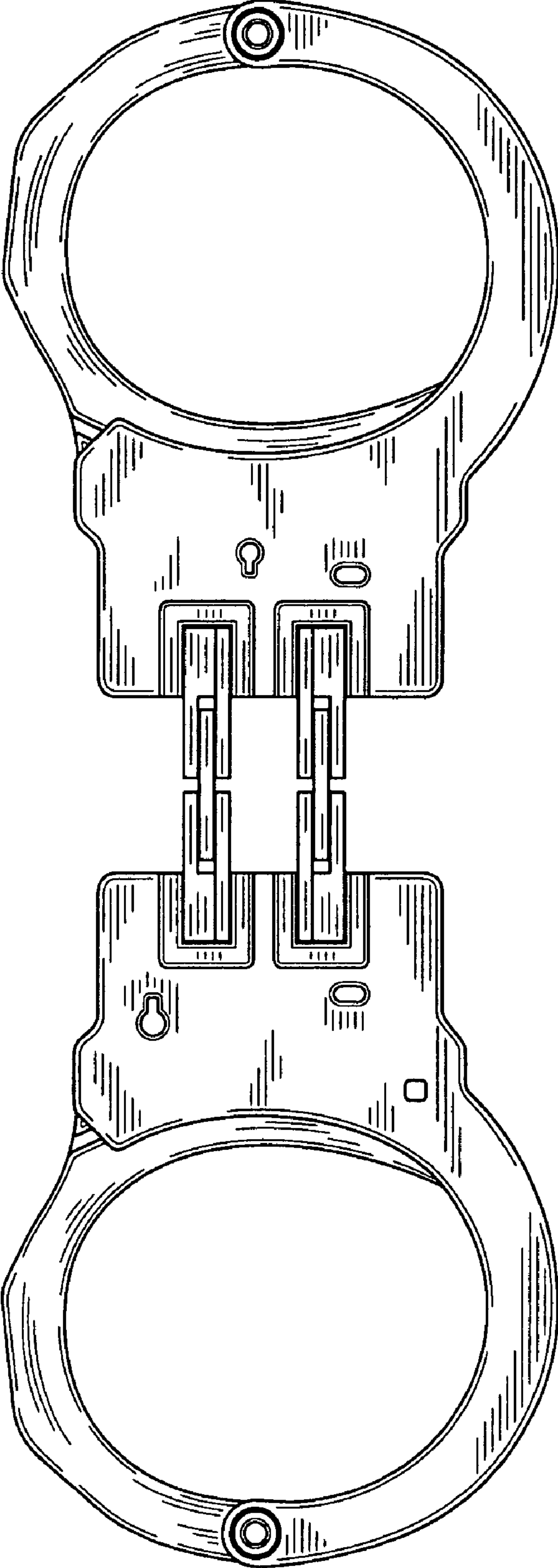


FIG. 7