



US00D589649S

(12) **United States Design Patent**  
**Tamsiran**

(10) **Patent No.:** **US D589,649 S**  
(45) **Date of Patent:** **\*\* Mar. 31, 2009**

(54) **EPILATOR WITH TRIMMER**

(75) Inventor: **Rafael Tamsiran**, Rotterdam (NL)

(73) Assignee: **Koninklijke Philips Electronics N.V.**,  
Eindhoven (NL)

(\*\*) Term: **14 Years**

(21) Appl. No.: **29/319,391**

(22) Filed: **Jun. 9, 2008**

(30) **Foreign Application Priority Data**

Dec. 12, 2007 (EM) ..... 000841077-0003

(51) **LOC (9) Cl.** ..... **28-03**

(52) **U.S. Cl.** ..... **D28/44.1; D28/53**

(58) **Field of Classification Search** ..... D28/44,  
D28/44.1, 49-54; 30/29.5, 32, 34.05, 34.1,  
30/43-43.92, 44-45, 47-50, 84, 527; 606/133  
See application file for complete search history.

(56) **References Cited**

**U.S. PATENT DOCUMENTS**

D455,863 S \* 4/2002 Lau ..... D28/53

D457,984 S \* 5/2002 Lau ..... D28/53

D514,257 S \* 1/2006 Bokelman-Dumas ..... D28/53

D536,136 S \* 1/2007 Kitagawa ..... D28/53

D569,552 S \* 5/2008 Marquez ..... D28/53

\* cited by examiner

*Primary Examiner*—Jennifer Rivard

(57) **CLAIM**

The ornamental design for a epilator with trimmer, as shown.

**DESCRIPTION**

FIG. 1 is a perspective view showing my design;

FIG. 2 is a front elevational view thereof;

FIG. 3 is a rear elevational view thereof;

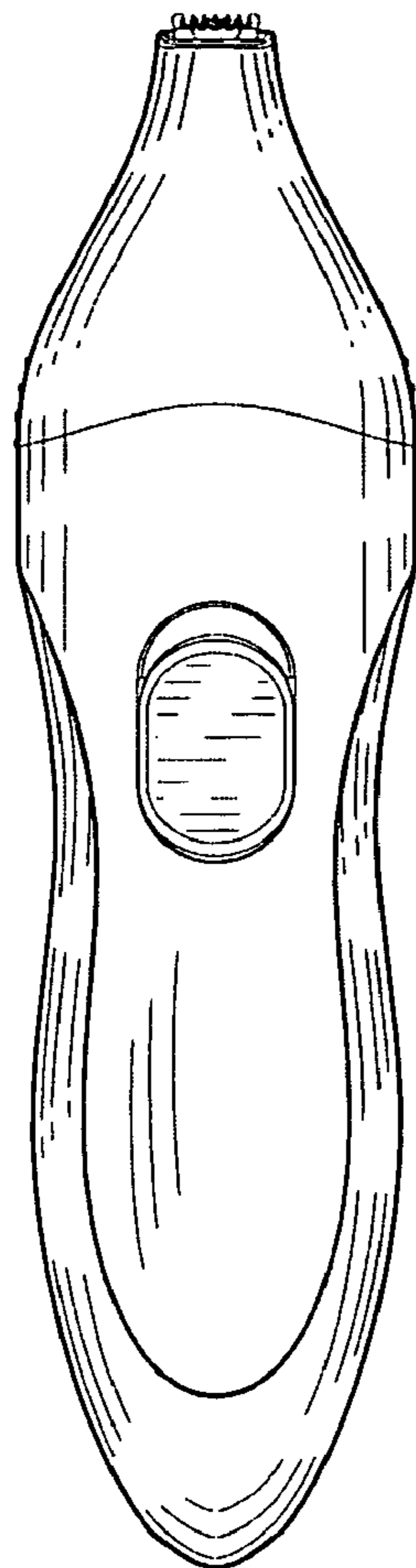
FIG. 4 is a right side elevational view thereof;

FIG. 5 is a left side elevational view thereof;

FIG. 6 is a top plan view thereof; and,

FIG. 7 is a bottom plan view thereof.

**1 Claim, 3 Drawing Sheets**



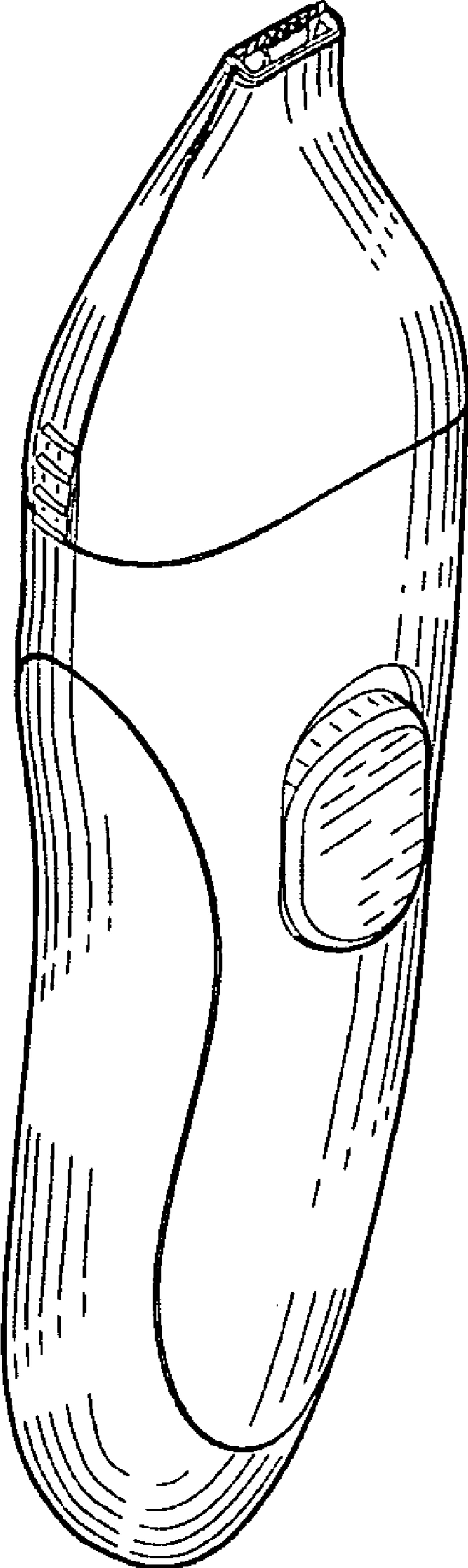


FIG.1

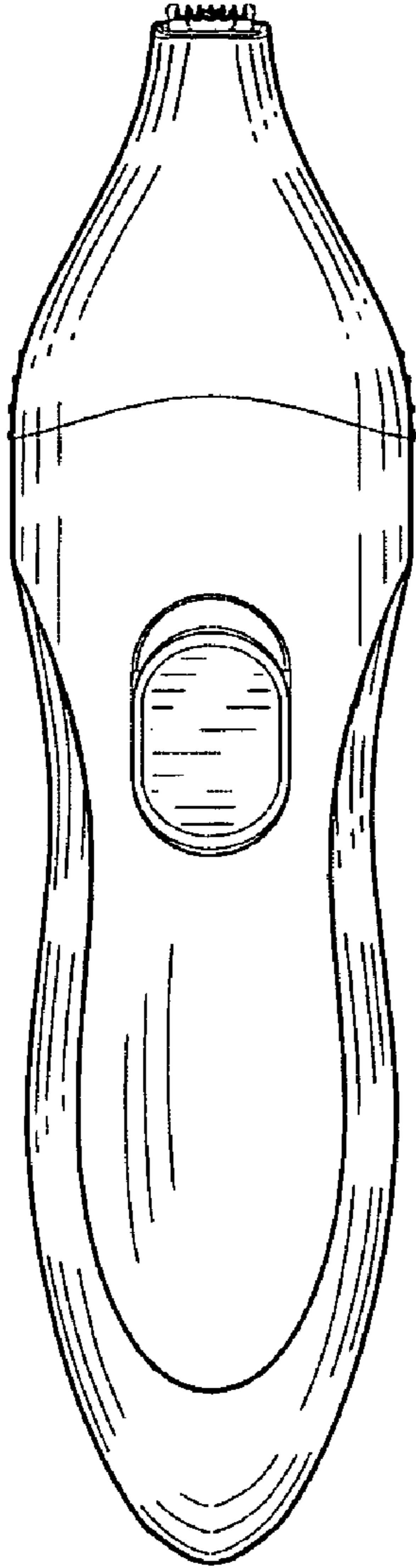


FIG. 2

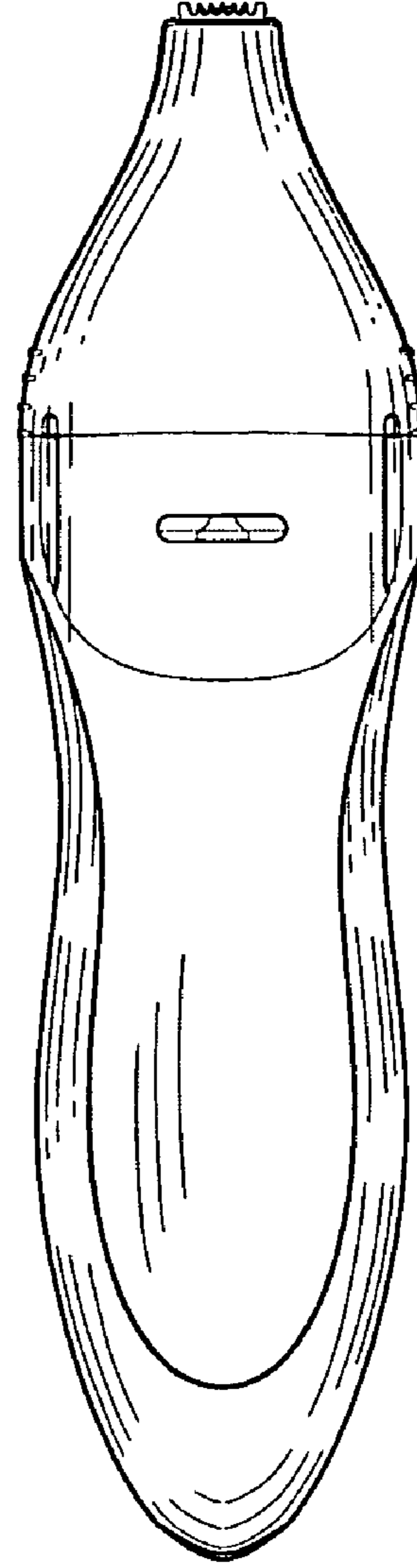


FIG. 3



FIG. 4

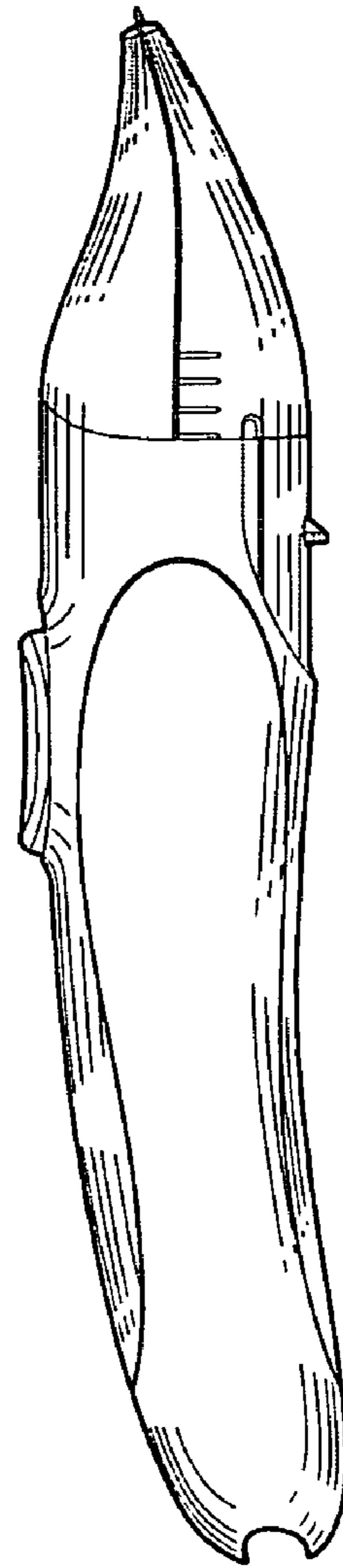


FIG. 5

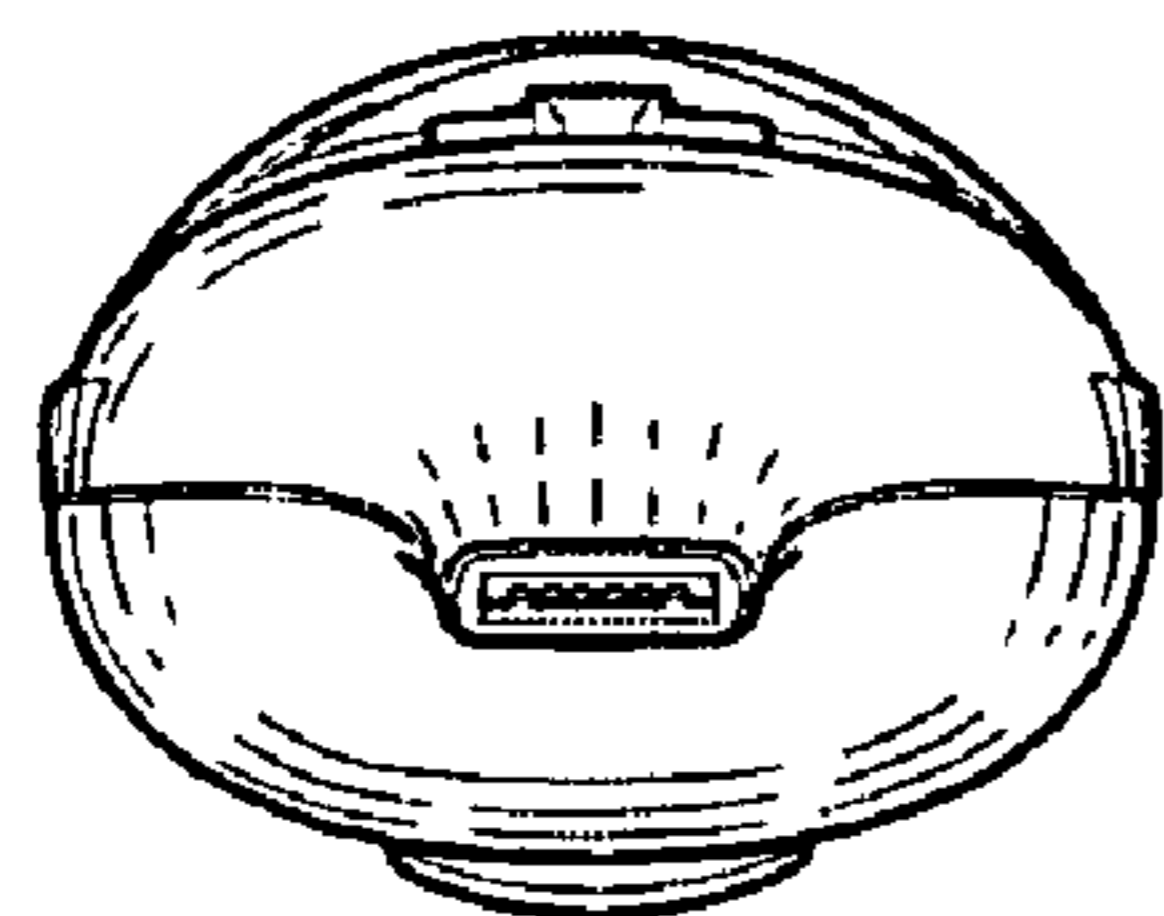


FIG. 6

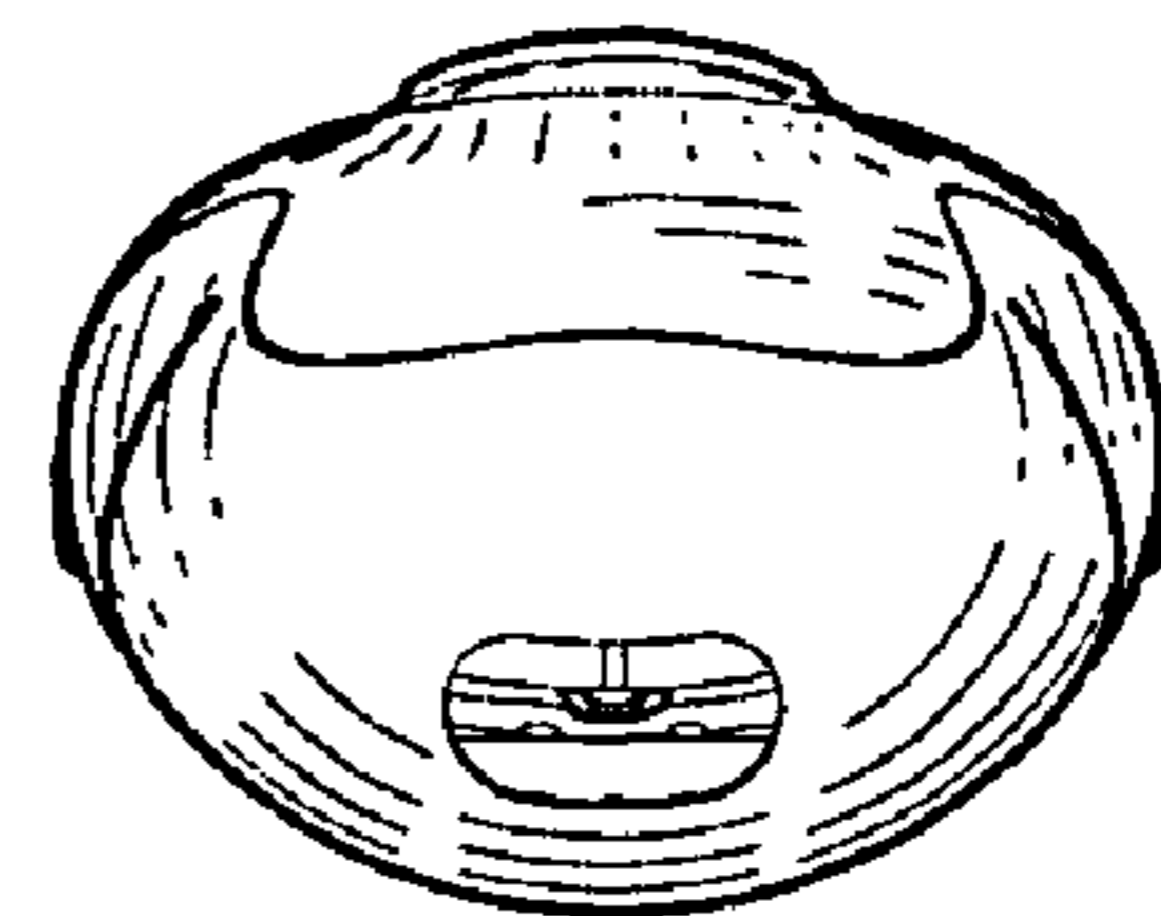


FIG. 7