



US00D589633S

(12) **United States Design Patent**
Mattingly

(10) **Patent No.:** **US D589,633 S**
(45) **Date of Patent:** **** Mar. 31, 2009**

(54) **PANEL WITH REPEATING SCALLOPED
PATTERN FOR WALL OR CEILING**

D512,787 S * 12/2005 Lonneman D25/138

(76) Inventor: **Ricky D. Mattingly**, 830 Catwalk Rd.,
Bagdad, KY (US) 40003

* cited by examiner

Primary Examiner—Catherine R Oliver
(74) *Attorney, Agent, or Firm*—Camoriano and Associates;
Theresa Fritz Camoriano

(**) Term: **14 Years**

(21) Appl. No.: **29/222,879**

(57) **CLAIM**

(22) Filed: **Feb. 4, 2005**

The ornamental design for a panel with repeating scalloped pattern for wall or ceiling, as shown and described.

(51) **LOC (9) Cl.** **25-01**

(52) **U.S. Cl.** **D25/138**

(58) **Field of Classification Search** D25/138,
D25/163, 152, 58, 150, 157, 153, 139, 140–144;
52/311.2, 311.3, 434, 764, 507, 506.06, 506.04;
D6/332

See application file for complete search history.

DESCRIPTION

FIG. 1 is a broken-away perspective view of a panel with repeating scalloped pattern for wall or ceiling showing my design;

FIG. 2 is a right side view thereof, which is a mirror image of the left side view;

FIG. 3 is a top view thereof, which is a mirror image of the bottom view; and,

FIG. 4 is a front view thereof.

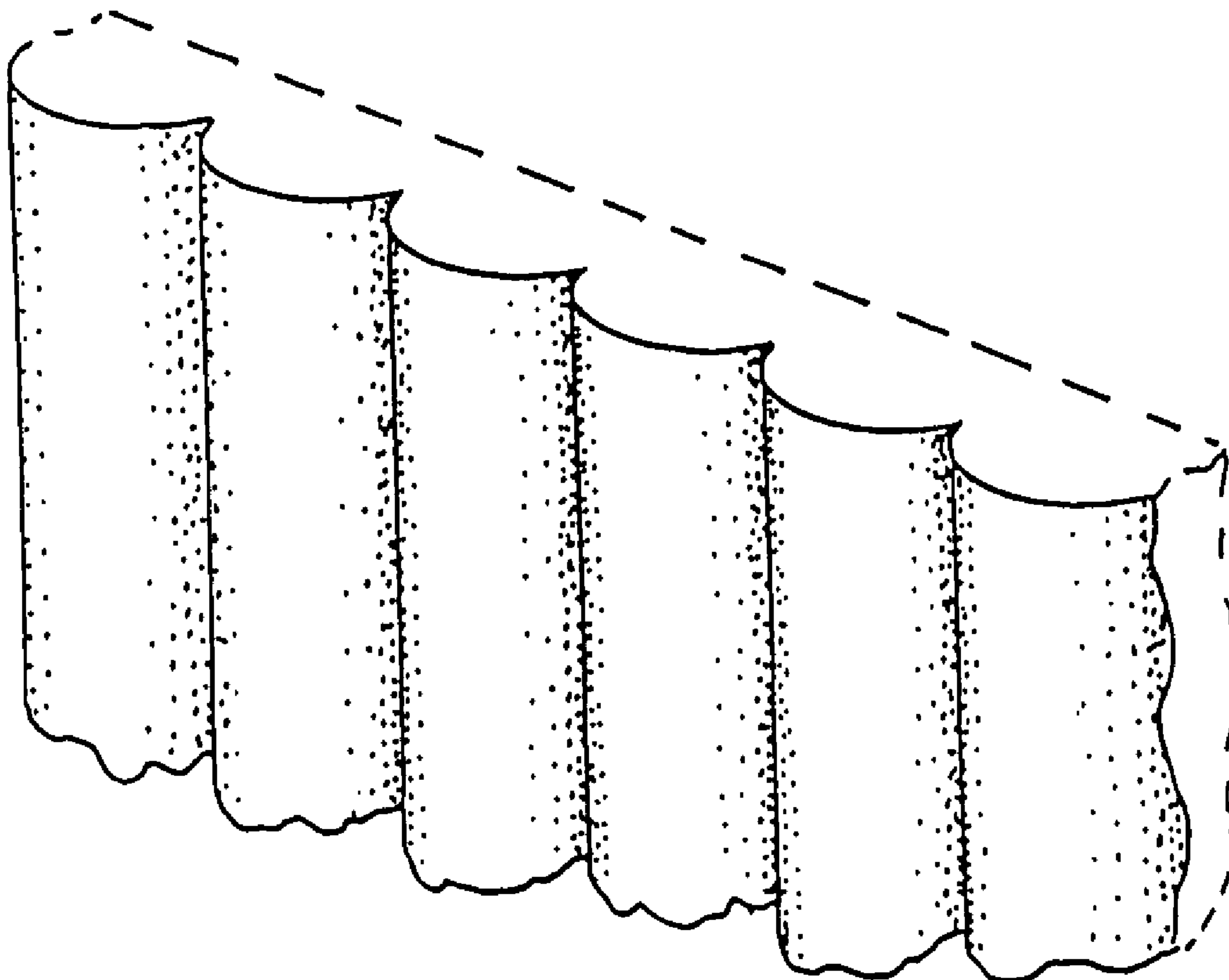
The broken line showing of environment in the drawings is included for the purpose of illustrating only and forms no part of the claimed design.

(56) **References Cited**

U.S. PATENT DOCUMENTS

1,345,627 A * 7/1920 Overbury 52/555
D202,545 S * 10/1965 Gould D25/35
D263,256 S * 3/1982 Morse D25/140
D418,926 S * 1/2000 Owens et al. D25/138

1 Claim, 1 Drawing Sheet



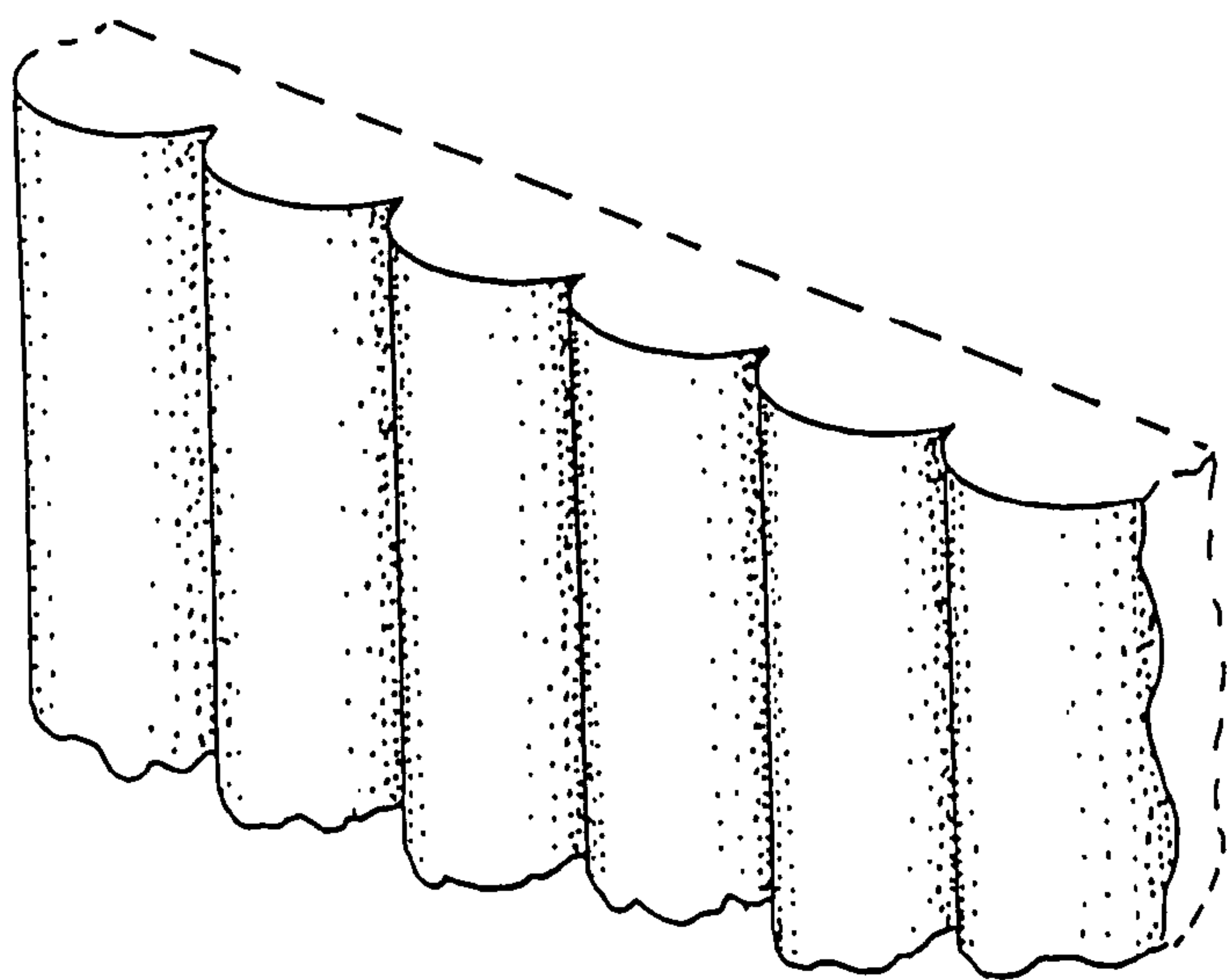


FIG. 1



FIG. 2

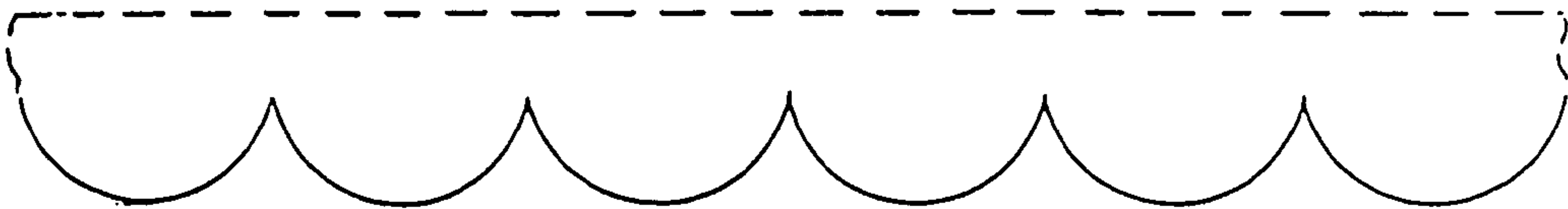


FIG. 3

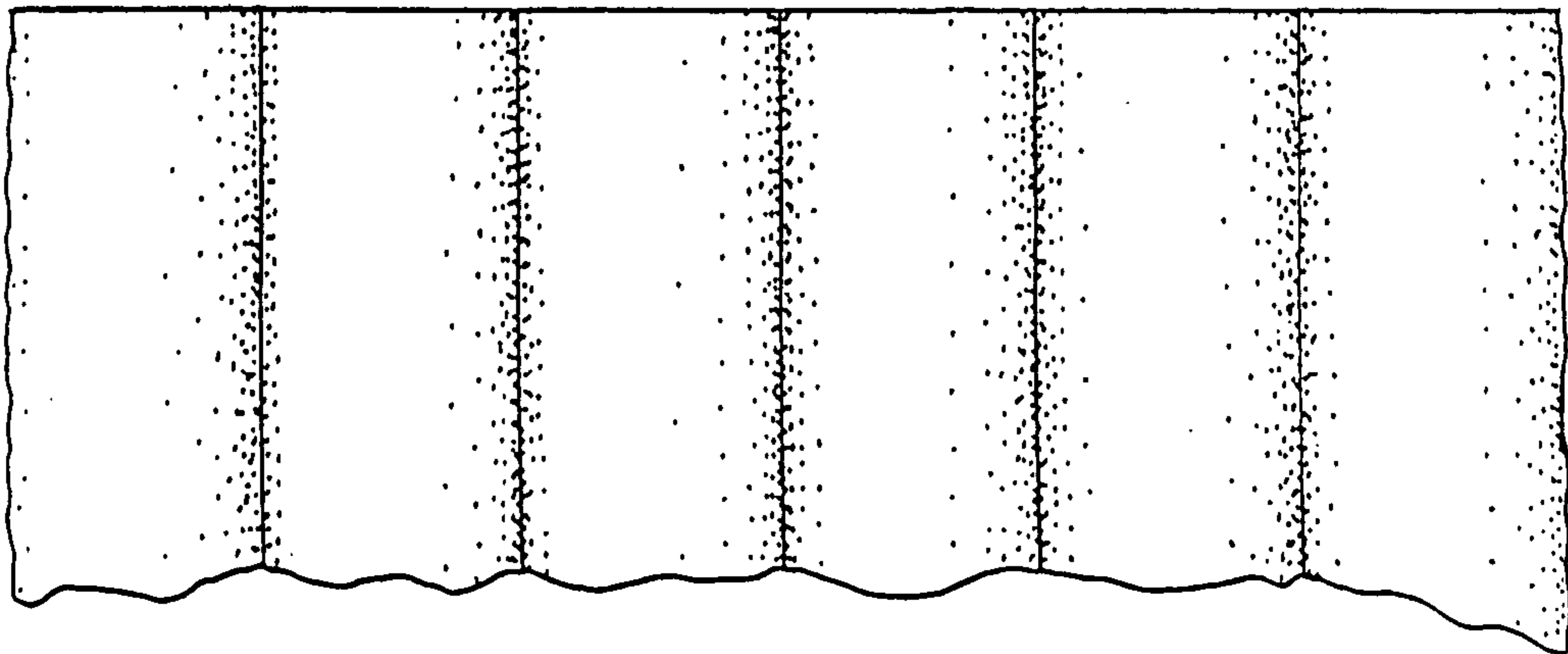


FIG. 4