



US00D589632S

(12) **United States Design Patent**
Ryan

(10) **Patent No.:** **US D589,632 S**

(45) **Date of Patent:** **** Mar. 31, 2009**

(54) **COLUMN PROTECTOR CORNER**

D465,585 S * 11/2002 Venegas, Jr. D25/126
D470,598 S * 2/2003 Schneider et al. D25/38

(75) Inventor: **James Ryan**, Lakewood, OH (US)

* cited by examiner

(73) Assignee: **Sentry Protection Products, Inc.**,
Lakewood, OH (US)

Primary Examiner—Doris Clark

(74) *Attorney, Agent, or Firm*—Wegman, Hessler &
Vanderburg

(**) Term: **14 Years**

(21) Appl. No.: **29/291,952**

(57) **CLAIM**

(22) Filed: **Sep. 21, 2007**

I claim the ornamental design for a column protector corner,
as shown and described.

(51) **LOC (9) Cl.** **25-01**

(52) **U.S. Cl.** **D25/126**

(58) **Field of Classification Search** D25/126,
D25/38; 256/19, 20, 22, 65.01, 66, 65.11,
256/1; 405/216, 257

See application file for complete search history.

DESCRIPTION

FIG. 1 is a front perspective view of a column protector
corner, showing my new design;

FIG. 2 is a rear perspective view thereof;

FIG. 3 is a top plan view thereof, the bottom being identical
thereto;

FIG. 4 is a side elevation view thereof; and,

FIG. 5 is a rear elevation view thereof.


Phantom lining, where utilized, is for illustrative purposes
only and forms no part of the claimed design.

(56) **References Cited**

U.S. PATENT DOCUMENTS

5,138,806	A *	8/1992	Marx et al.	52/170
5,311,713	A *	5/1994	Goodrich	52/301
5,380,131	A *	1/1995	Crawford	405/216
5,435,667	A *	7/1995	Strange	405/216
6,176,062	B1 *	1/2001	Fayle	52/835

1 Claim, 5 Drawing Sheets



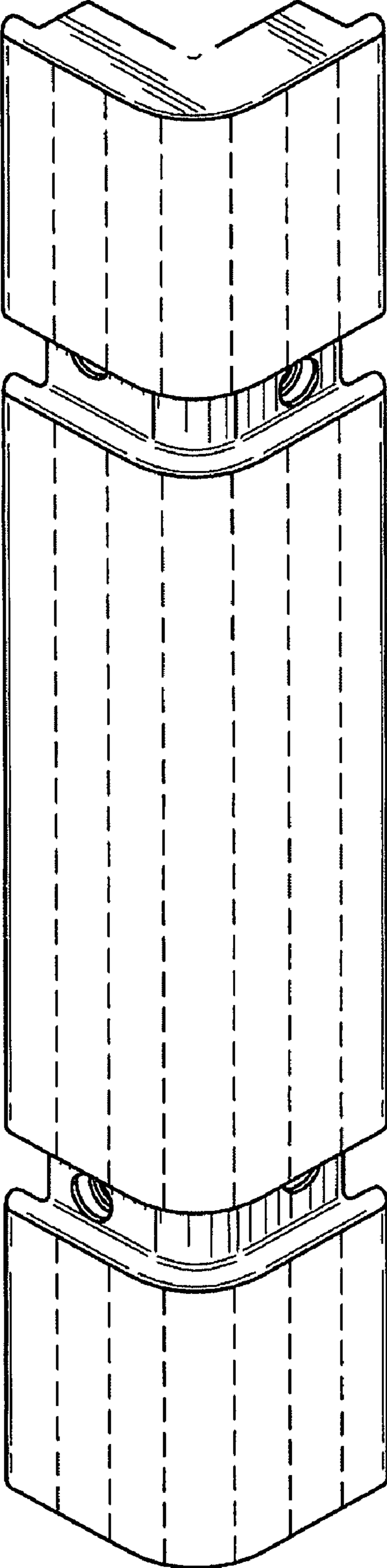


FIG.-1

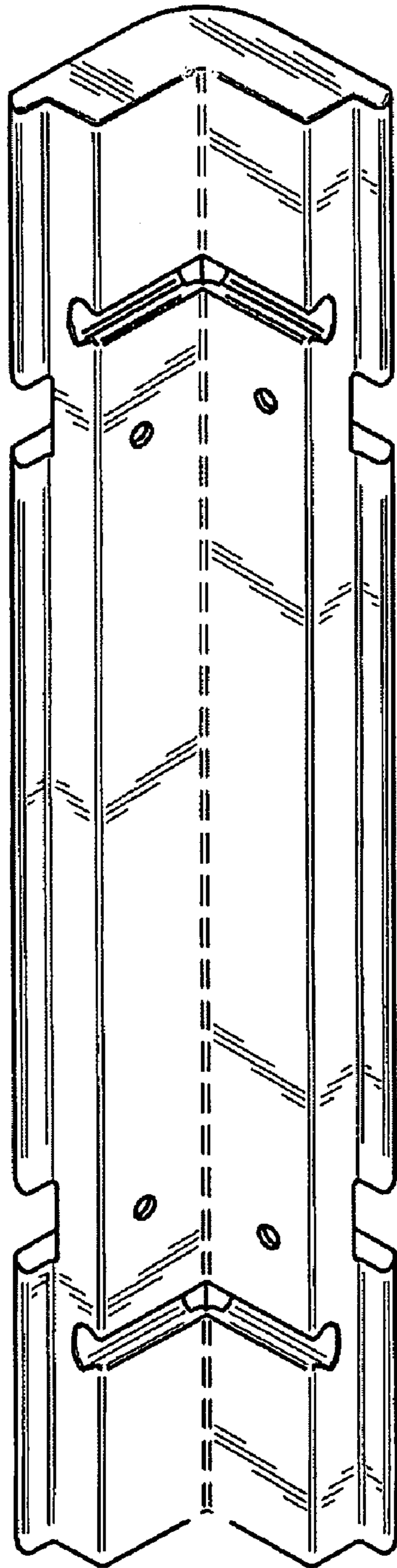


FIG. 2

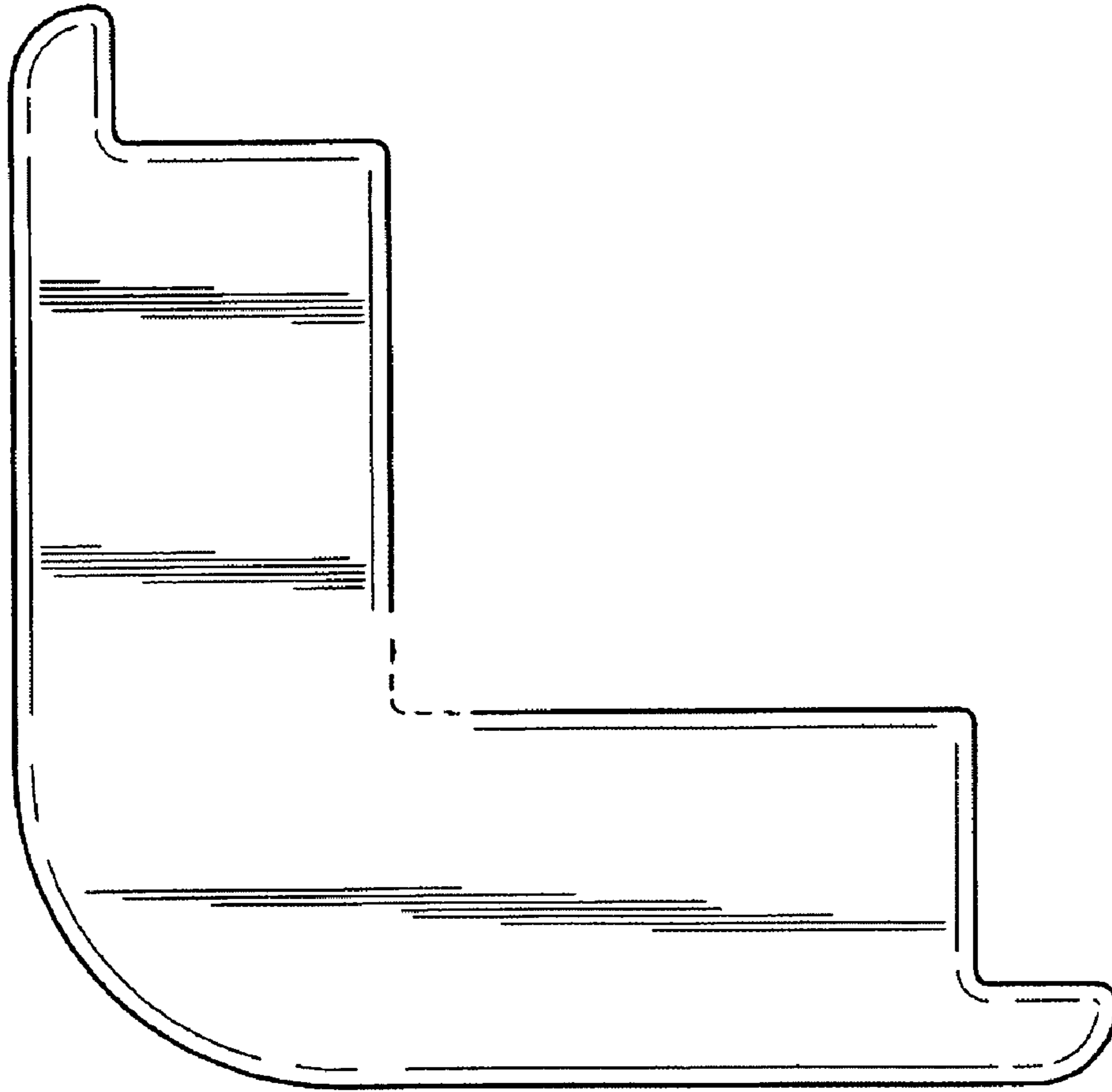


FIG.-3




FIG.-4




FIG.-5