



US00D589630S

(12) **United States Design Patent**
Henson et al.

(10) **Patent No.:** **US D589,630 S**

(45) **Date of Patent:** **** Mar. 31, 2009**

(54) **PORTABLE STAIR**

(76) Inventors: **Blake D. Henson**, 1699 S. Barrington,
Springdale, AR (US) 72762; **Tim Lewis**
Scott, 12960 S. Zion Rd., Lowell, AR
(US) 72745; **James D. Thompson**, P.O.
Box 6728, Springdale, AR (US) 72766

(**) Term: **14 Years**

(21) Appl. No.: **29/291,665**

(22) Filed: **Sep. 10, 2007**

(51) **LOC (9) Cl.** **25-04**

(52) **U.S. Cl.** **D25/65; D6/349**

(58) **Field of Classification Search** D25/65;
D6/349; 297/461; 182/33
See application file for complete search history.

(56) **References Cited**

U.S. PATENT DOCUMENTS

3,443,722	A	5/1969	Cloyd et al.	
4,105,117	A	8/1978	Atkin et al.	
4,760,921	A	8/1988	Licari	
4,770,300	A	9/1988	Klein	
D307,800	S *	5/1990	Hradisky D25/65
4,950,033	A	8/1990	Anderson	

D346,704	S *	5/1994	Grosfillex D6/349
5,518,084	A	5/1996	Short et al.	
5,641,034	A *	6/1997	Calmeise et al. 182/33
D449,386	S *	10/2001	Cheris et al. D25/65
6,568,506	B1	5/2003	Donnalley	
D485,021	S	1/2004	Gonzalez	
D512,537	S	12/2005	Barnes et al.	

* cited by examiner

Primary Examiner—Doris Clark

(74) *Attorney, Agent, or Firm*—Boyd D. Cox

(57) **CLAIM**

The ornamental design for a portable stair, as shown.

DESCRIPTION

FIG. 1 is a front elevation of the portable stair of the present invention, the rear side elevation being the mirror image of the front elevation;

FIG. 2 is a right side elevation of the portable stair of FIG. 1, the left side elevation being the mirror image of the right side elevation;

FIG. 3 is a top plan view of the portable stair of FIG. 1; and,
FIG. 4 is a bottom plan view of the portable stair of FIG. 1.

1 Claim, 4 Drawing Sheets

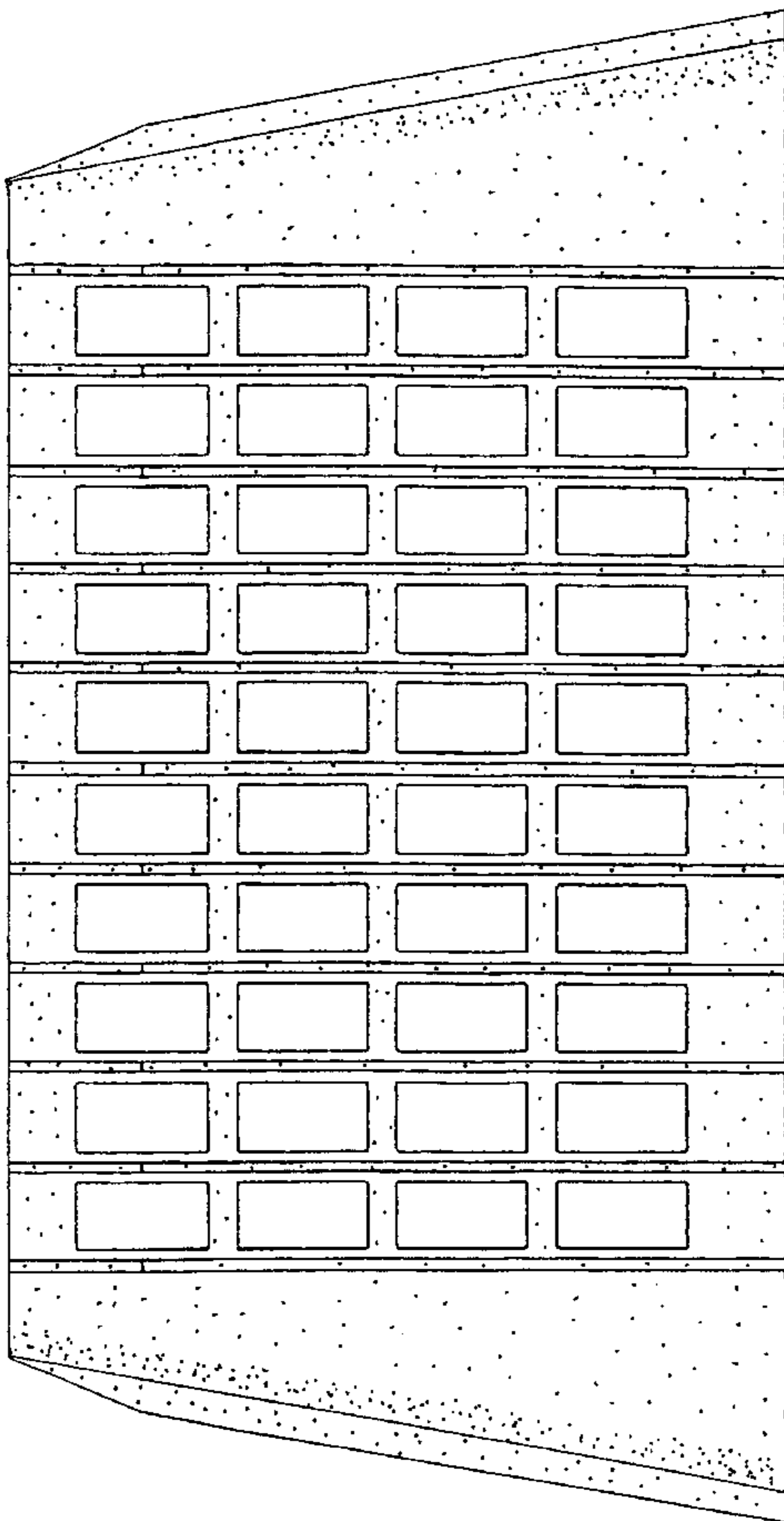
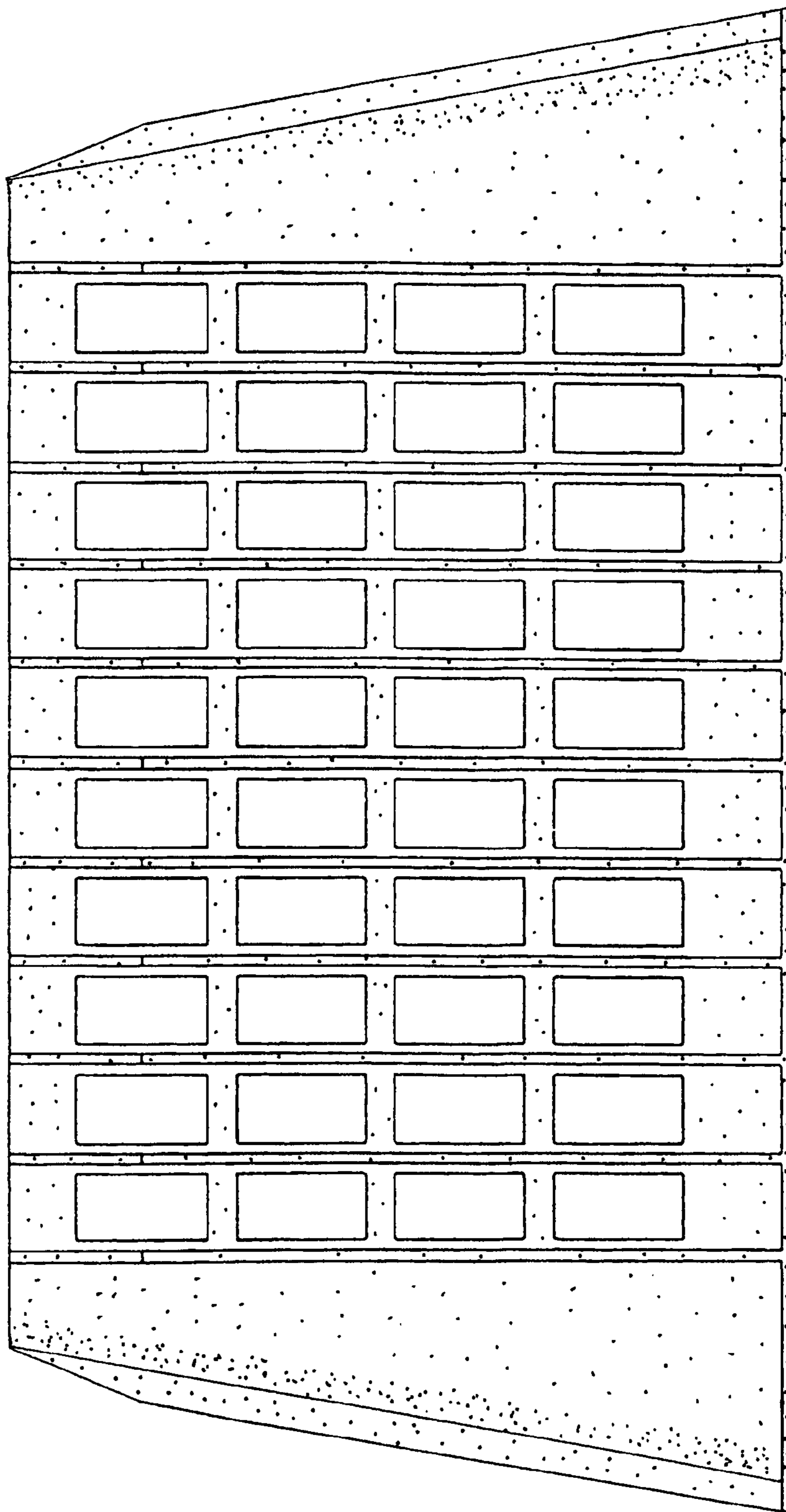


FIGURE 1



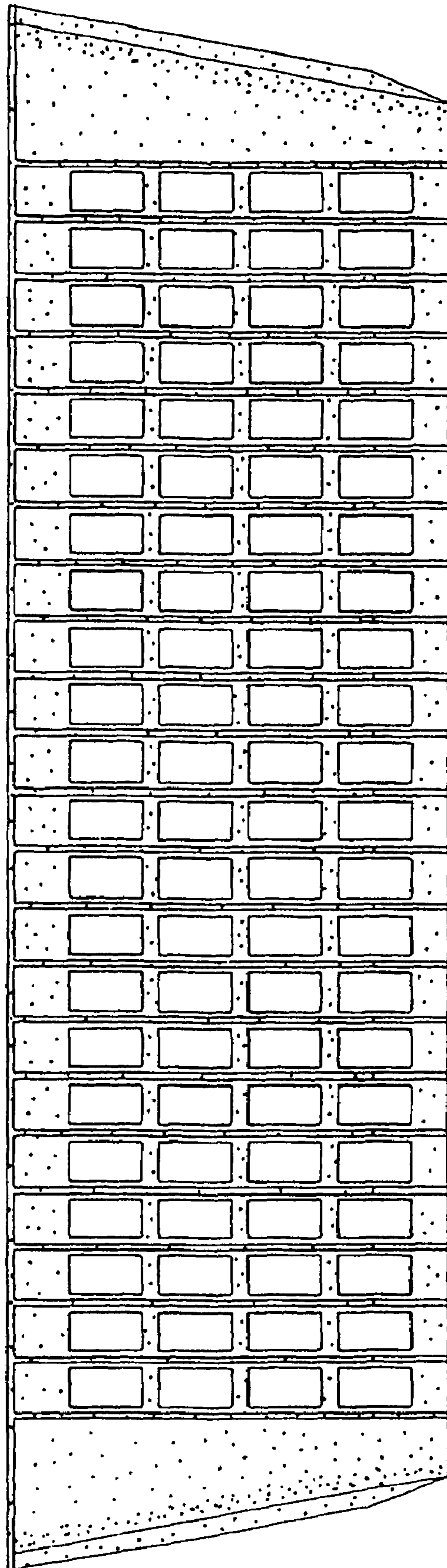


FIGURE 2

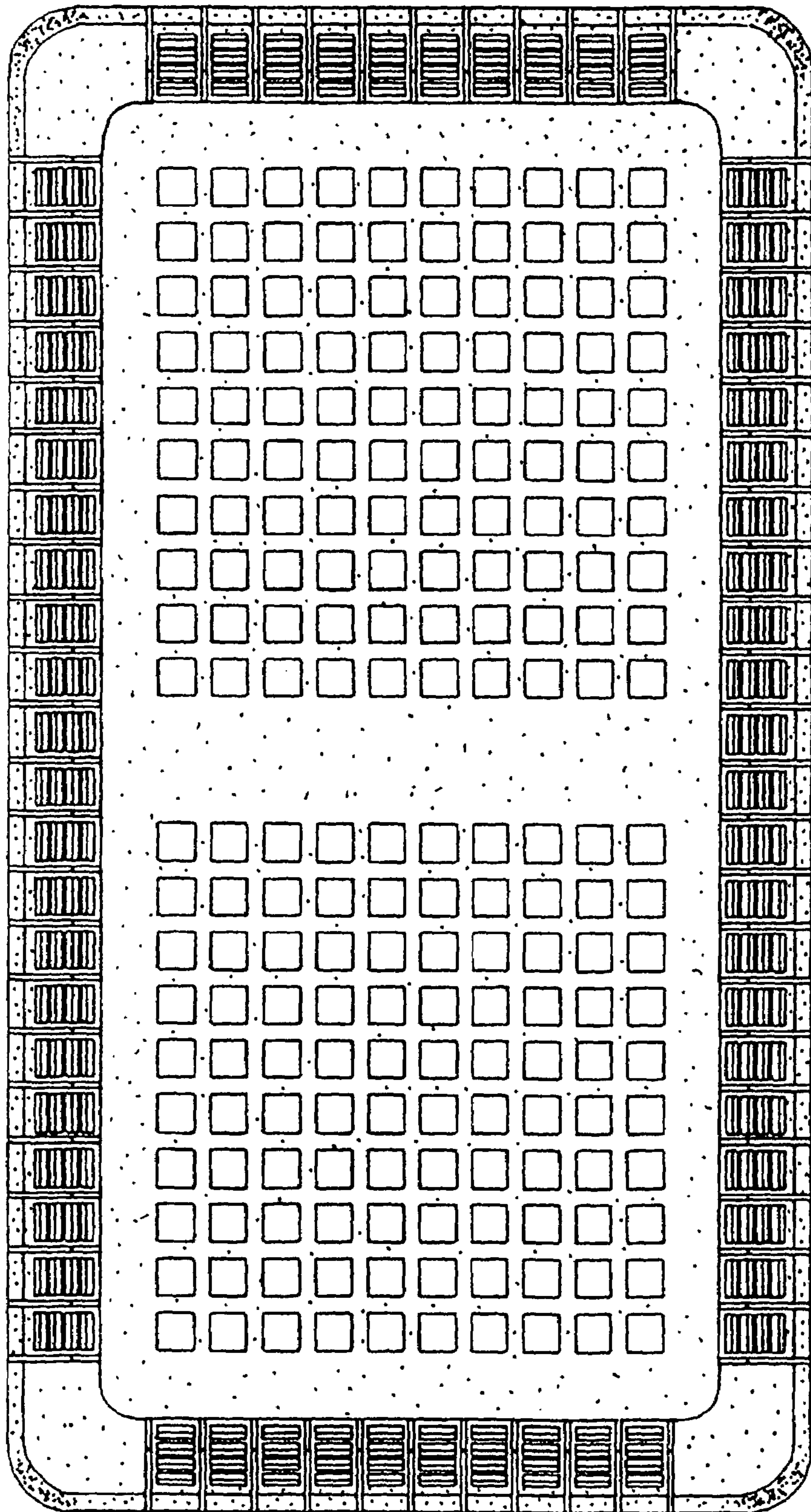


FIGURE 3

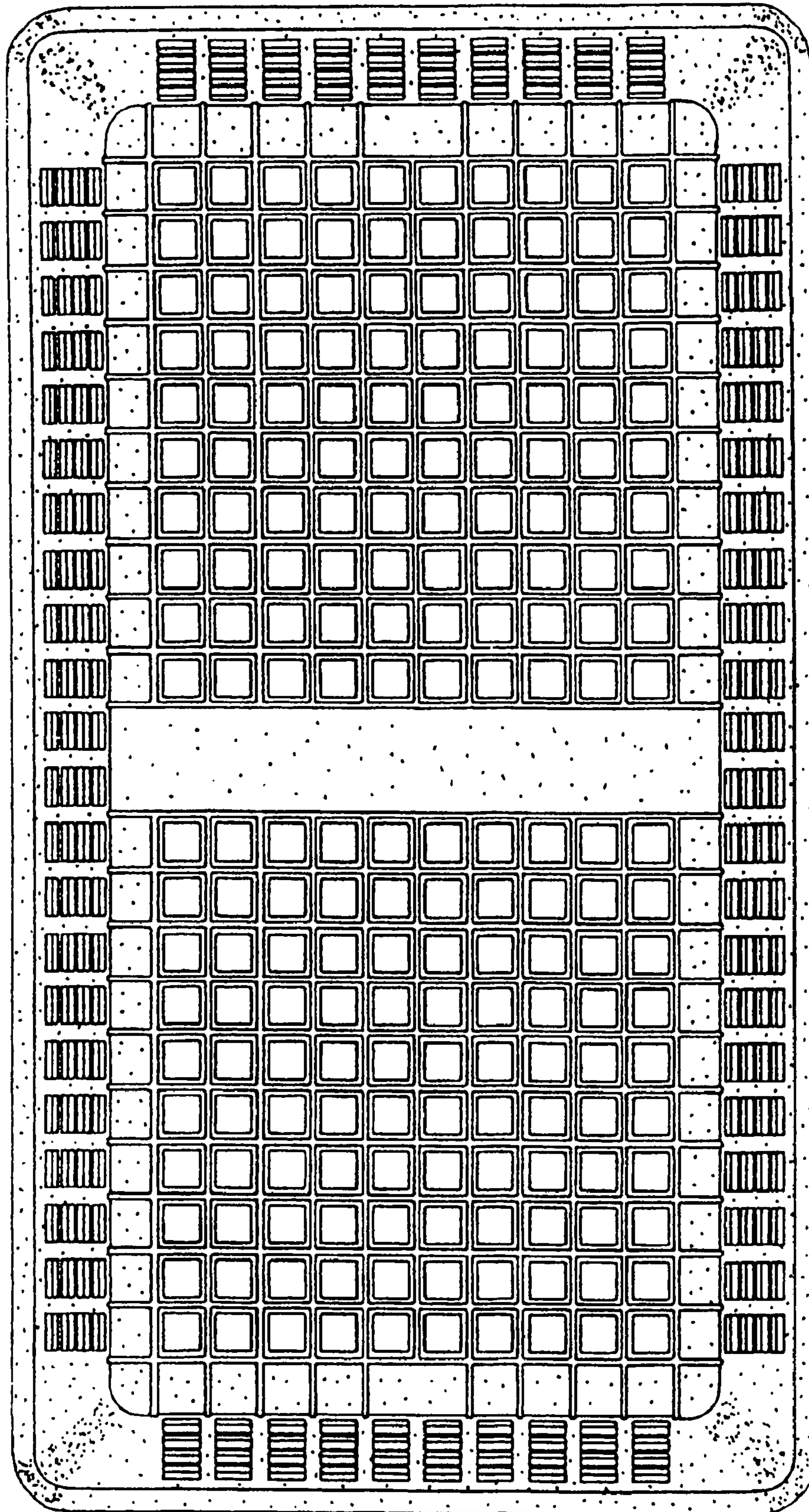


FIGURE 4