



US00D589620S

(12) **United States Design Patent**
Hickok

(10) **Patent No.:** **US D589,620 S**
(45) **Date of Patent:** **** Mar. 31, 2009**

(54) **ULTRASONIC DENTAL TIP**

2007/0275348 A1* 11/2007 Lemon 433/119

(75) Inventor: **Teresa R. Hickok**, Bonita, CA (US)

OTHER PUBLICATIONS

(73) Assignee: **San Diego Swiss Maching, Inc.**, Chula Vista, CA (US)

U.S. Appl. No. 29/280,247, Teresa R. Hickok, Ultrasonic Dental Tip, filed May 22, 2007.

U.S. Appl. No. 29/280,250; Teresa R. Hickok, Ultrasonic Dental Tip, filed May 22, 2007.

(**) Term: **14 Years**

U.S. Appl. No. 29/280,255; Teresa R. Hickok, Ultrasonic Dental Tip, filed May 22, 2007.

(21) Appl. No.: **29/280,254**

* cited by examiner

(22) Filed: **May 22, 2007**

Primary Examiner—Ian Simmons

Assistant Examiner—Wan Laymon

(51) **LOC (9) Cl.** **24-02**

(52) **U.S. Cl.** **D24/152; D24/144; D24/146**

(58) **Field of Classification Search** D24/111, D24/147, 156, 146, 152; 433/165, 119, 125, 433/215, 141, 86, 89-90; 451/165, 910; 132/320; 604/1-3, 77; 606/1, 13, 169-170
See application file for complete search history.

(74) *Attorney, Agent, or Firm*—Fish & Richardson P.C.

(56) **References Cited**

(57) **CLAIM**

The ornamental design for an ultrasonic dental tip, as shown and described.

U.S. PATENT DOCUMENTS

DESCRIPTION

D438,306 S *	2/2001	Narayanan	D24/152
6,202,897 B1 *	3/2001	Martin et al.	222/386
D456,078 S *	4/2002	Peterson et al.	D24/152
D460,822 S *	7/2002	Dragan et al.	D24/152
D511,002 S *	10/2005	Easley	D24/144
D551,764 S *	9/2007	Easley	D24/144
D558,876 S *	1/2008	Spetzler et al.	D24/144
2003/0096213 A1	5/2003	Hickok et al.		
2006/0004396 A1 *	1/2006	Easley et al.	606/169

FIG. 1 is a side perspective view of the ultrasonic dental tip.

FIG. 2 is a left side view of the ultrasonic dental tip.

FIG. 3 is a right side view of the ultrasonic dental tip.

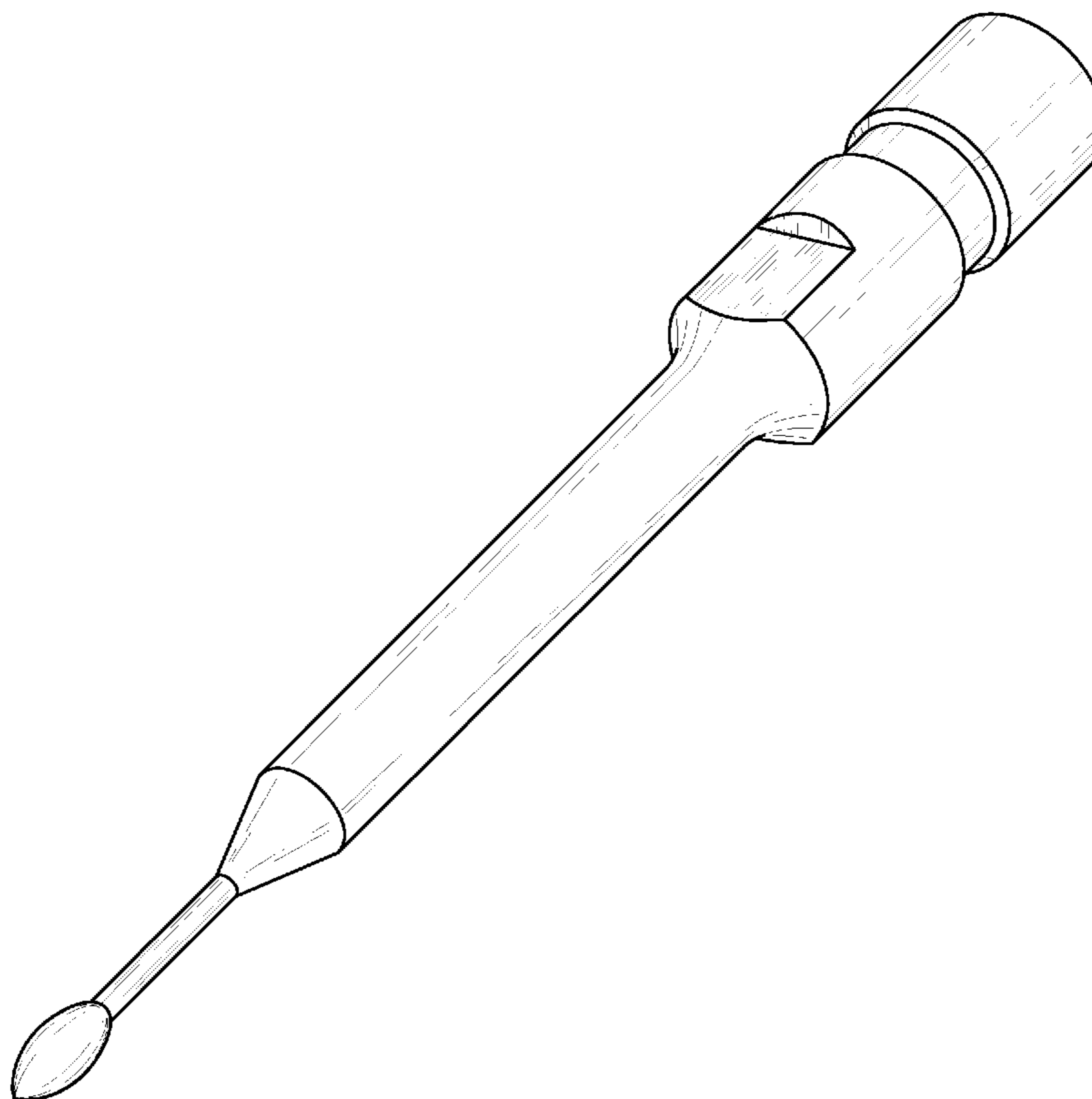
FIG. 4 is a top view of the ultrasonic dental tip.

FIG. 5 is a bottom view of the ultrasonic dental tip.

FIG. 6 is a front view of the ultrasonic dental tip; and,

FIG. 7 is a back view of the ultrasonic dental tip.

1 Claim, 4 Drawing Sheets



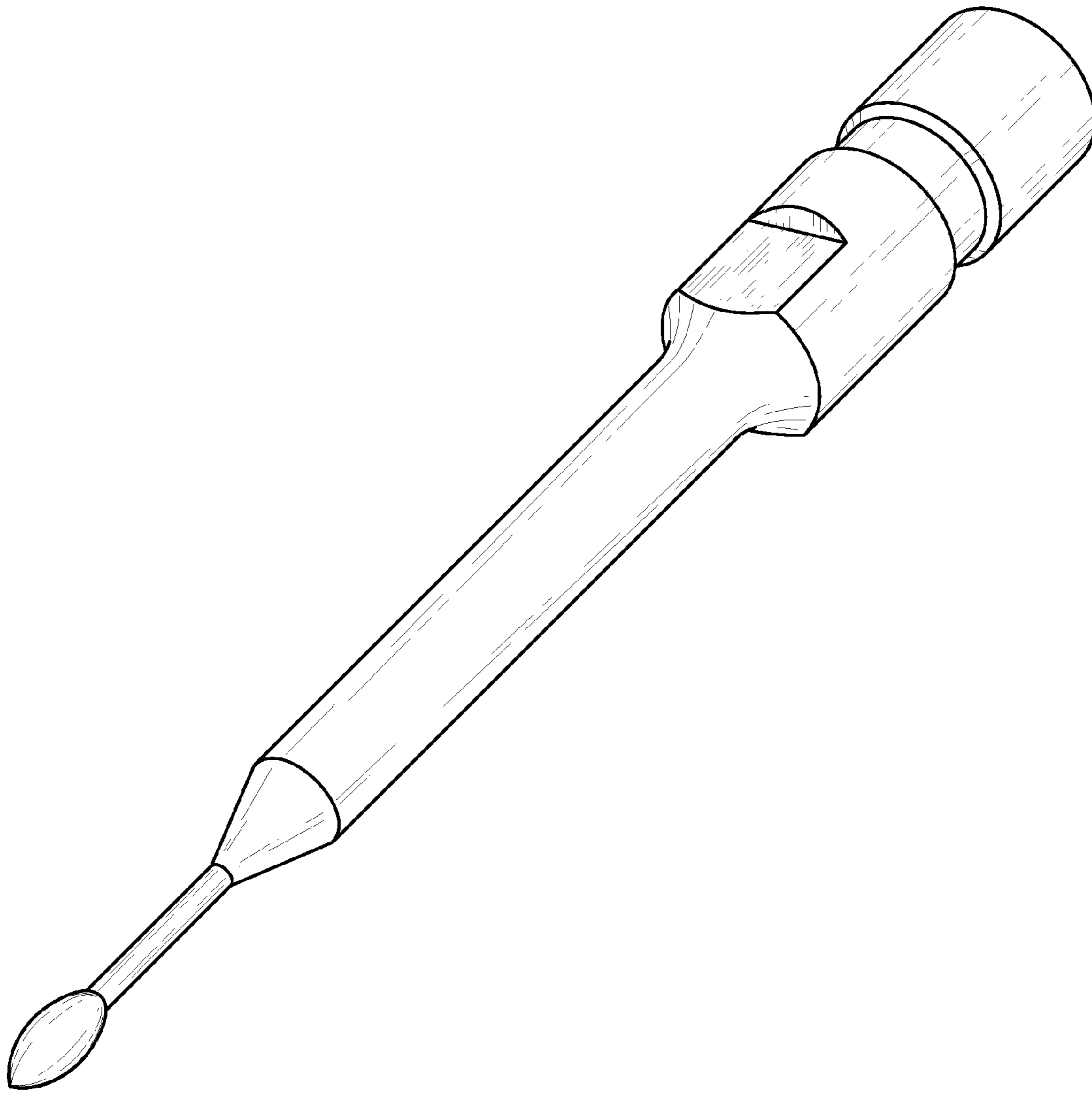


FIG. 1

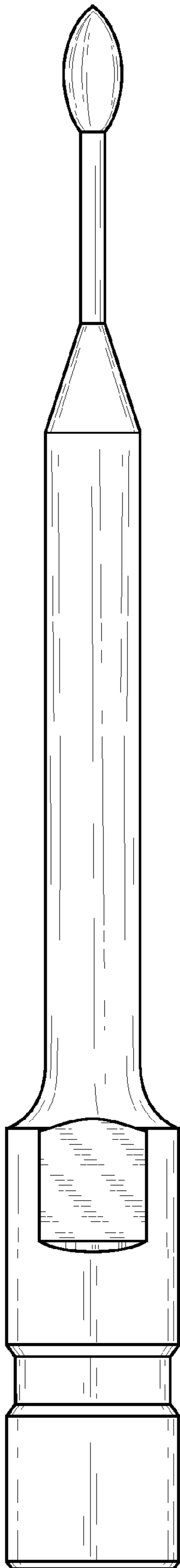


FIG. 2

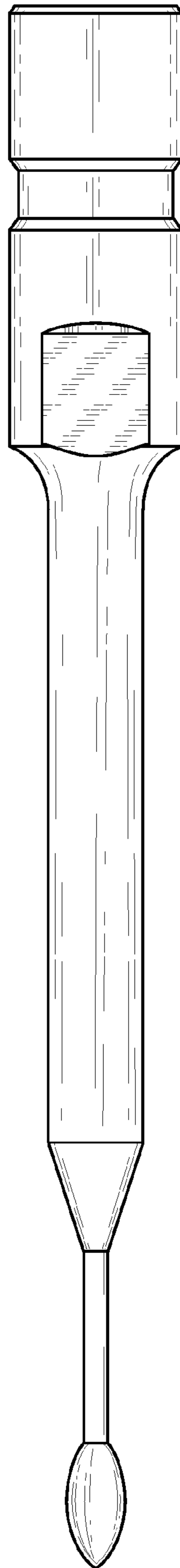


FIG. 3

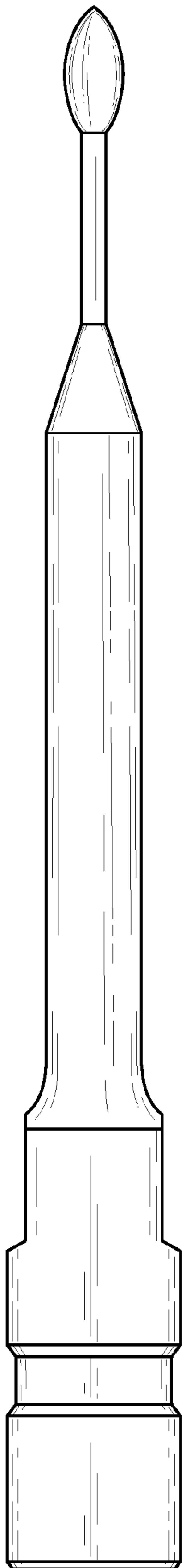


FIG. 4

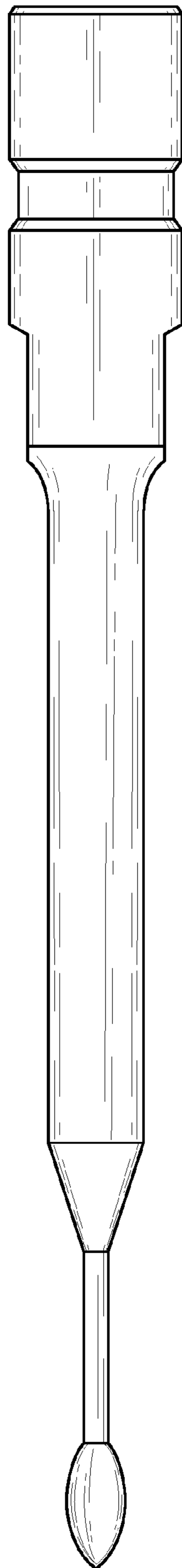


FIG. 5

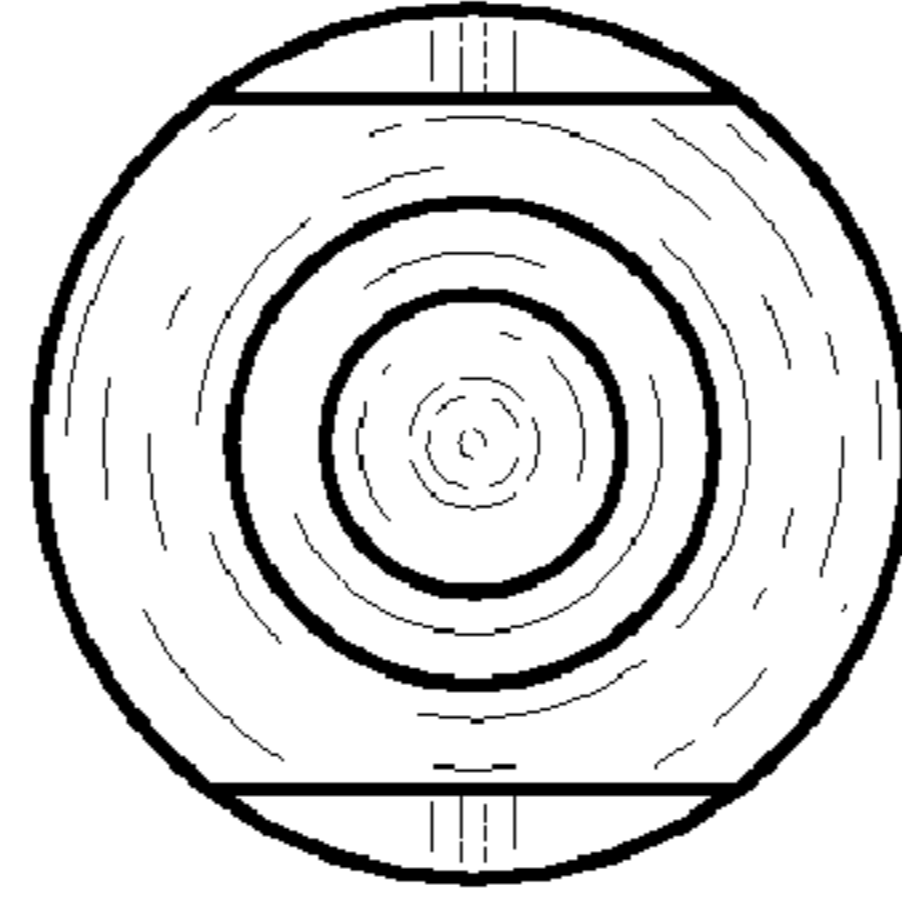


FIG. 6

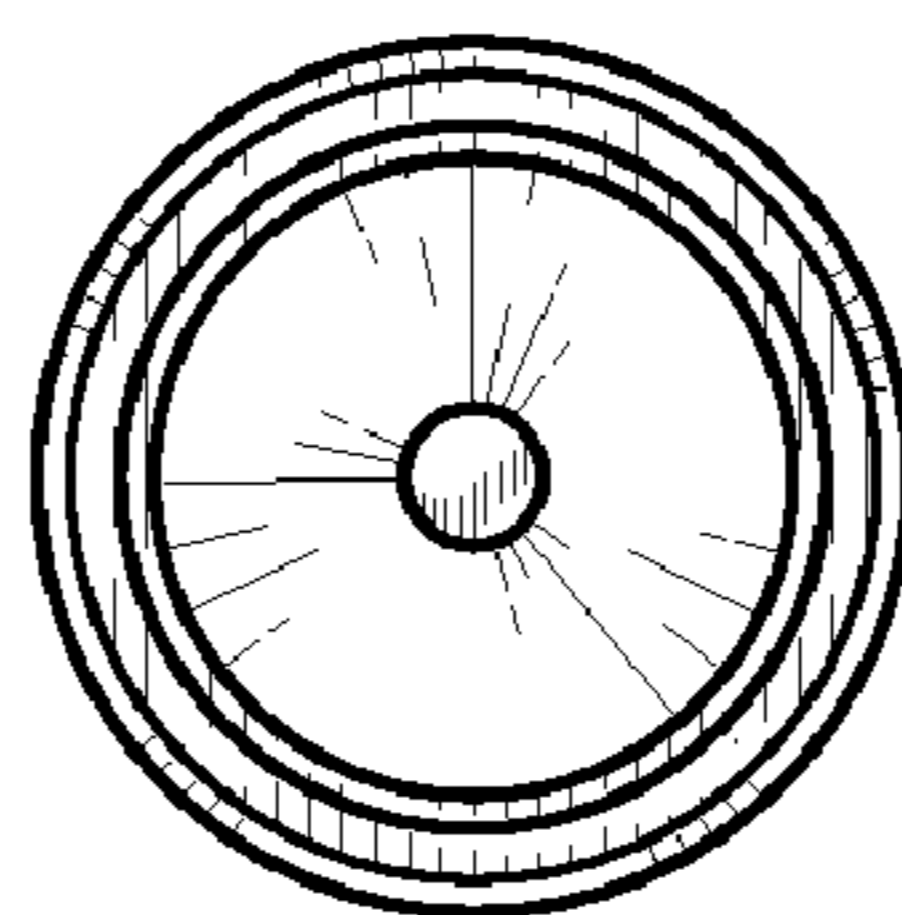


FIG. 7