



US00D589619S

(12) **United States Design Patent**  
**Wu**

(10) **Patent No.:** **US D589,619 S**  
(45) **Date of Patent:** **\*\* Mar. 31, 2009**

(54) **SCALPEL HANDLE FOR LEFT HANDED**

(76) Inventor: **Jung Wu**, 2F, No. 18, Lane 34, Minzu Rd., Banciao City, Taipei County 220 (TW)

(\*\*) Term: **14 Years**

(21) Appl. No.: **29/287,156**

(22) Filed: **Jul. 5, 2007**

(51) **LOC (9) Cl.** ..... **24-02**

(52) **U.S. Cl.** ..... **D24/147; D24/133**

(58) **Field of Classification Search** ..... D24/146, D24/147, 133; D8/98, 99, 107; 606/166, 606/167, 161, 181, 182, 170; 600/566, 567; 30/151, 160, 162, 329, 333, 335, 337, 295, 30/282, 286; D7/649

See application file for complete search history.

(56) **References Cited**

**U.S. PATENT DOCUMENTS**

2,650,426	A	*	9/1953	Montelius	.....	30/339
D188,788	S	*	9/1960	Lamb	.....	D24/133
D193,496	S	*	8/1962	Jacoff	.....	D8/83
D214,053	S	*	5/1969	Grossman	.....	D24/146
D218,216	S	*	7/1970	Hopcraft et al.	.....	D7/649
D229,739	S	*	1/1974	Briddell	.....	D7/693
D240,495	S	*	7/1976	Koppe	.....	D7/649
4,173,071	A	*	11/1979	Ishida	.....	30/339

D290,509	S	*	6/1987	Alfano	.....	D24/154
D457,630	S	*	5/2002	Lehtonen	.....	D24/147
D467,658	S	*	12/2002	Goodwin	.....	D24/147
D533,944	S	*	12/2006	Sullivan et al.	.....	D24/147

\* cited by examiner

*Primary Examiner*—Ian Simmons

*Assistant Examiner*—Carissa C Fitts

(74) *Attorney, Agent, or Firm*—Rosenberg, Klein & Lee

(57) **CLAIM**

The ornamental design for a scalpel handle for left handed, as shown and described.

**DESCRIPTION**

FIG. 1 is a perspective view of scalpel handle for left handed showing my new design;

FIG. 2 is a front elevational view thereof;

FIG. 3 is a rear elevational view thereof;

FIG. 4 is a left side view thereof;

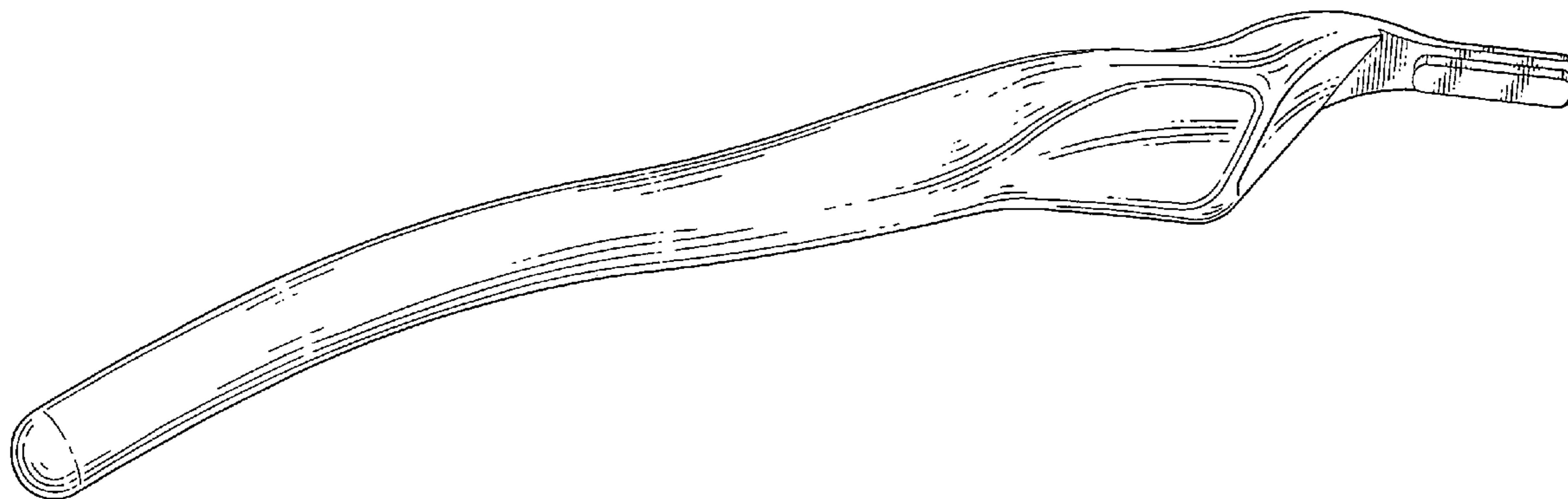
FIG. 5 is a right side view thereof;

FIG. 6 is a top plan view thereof;

FIG. 7 is a bottom plan view thereof; and,

FIG. 8 is another perspective view thereof with a blade attached.

**1 Claim, 8 Drawing Sheets**



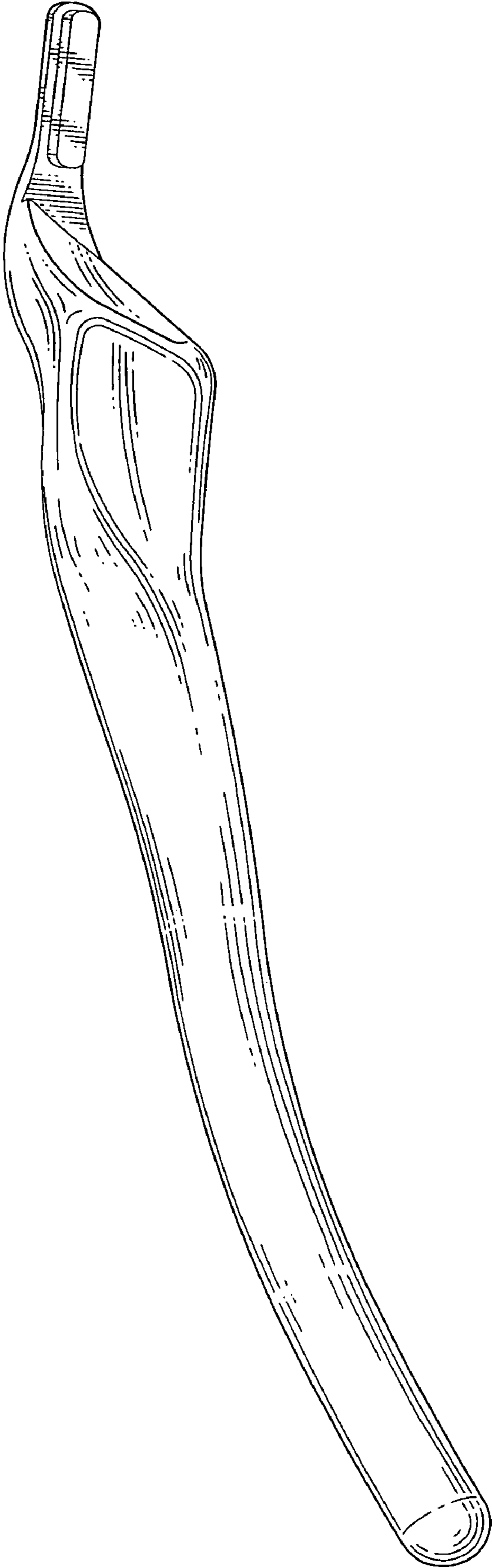


FIG. 1

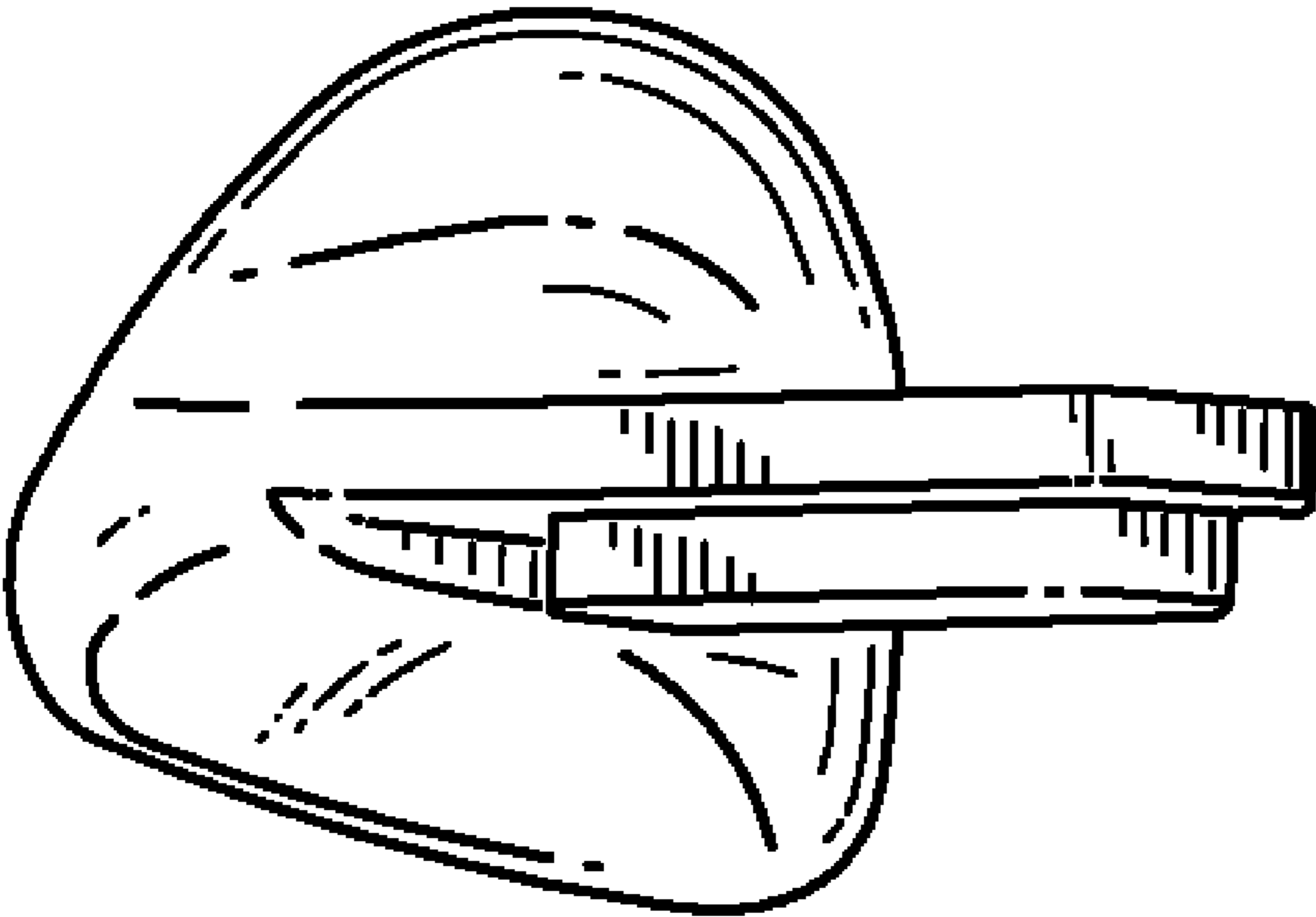


FIG. 2

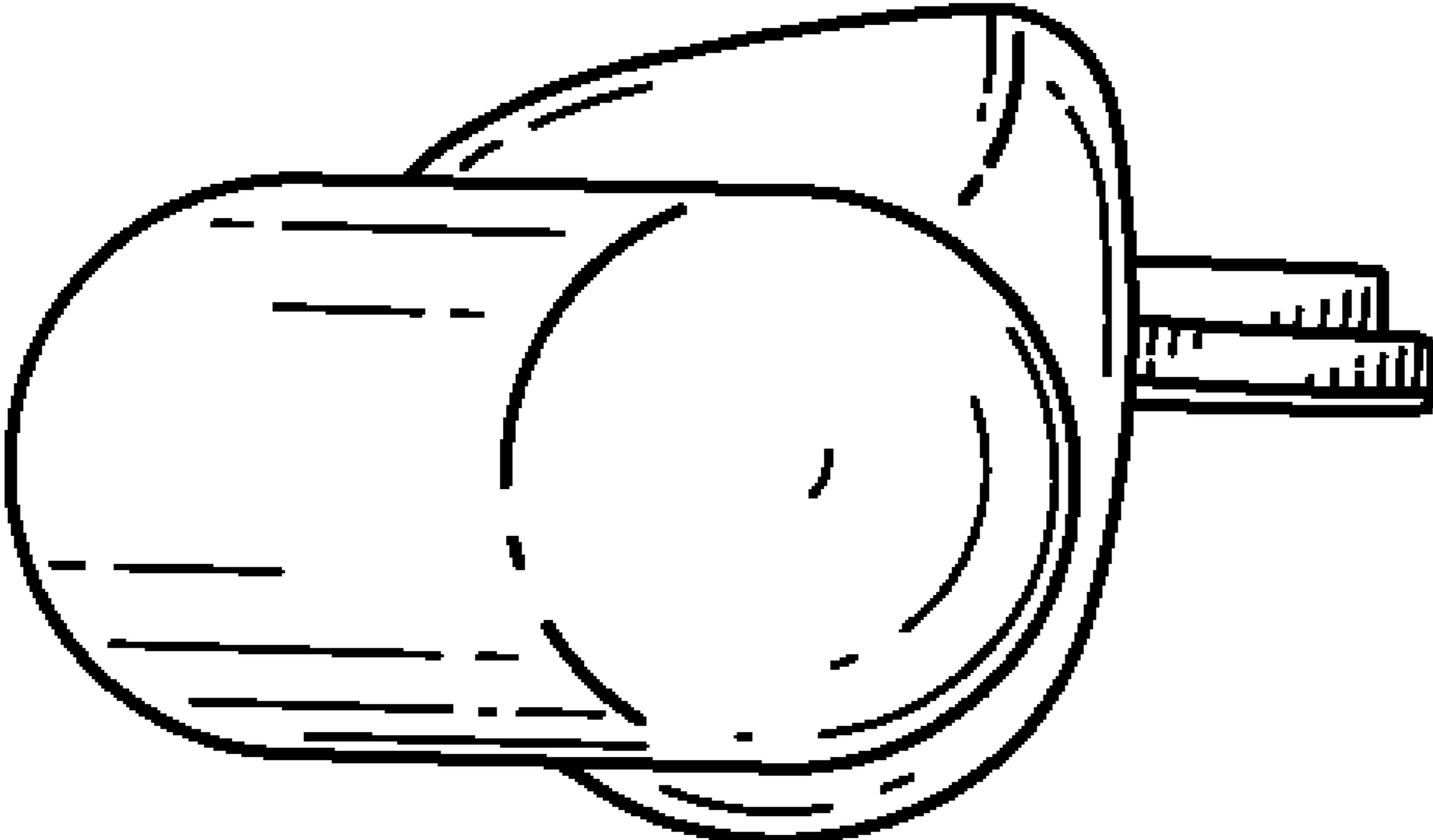


FIG. 3

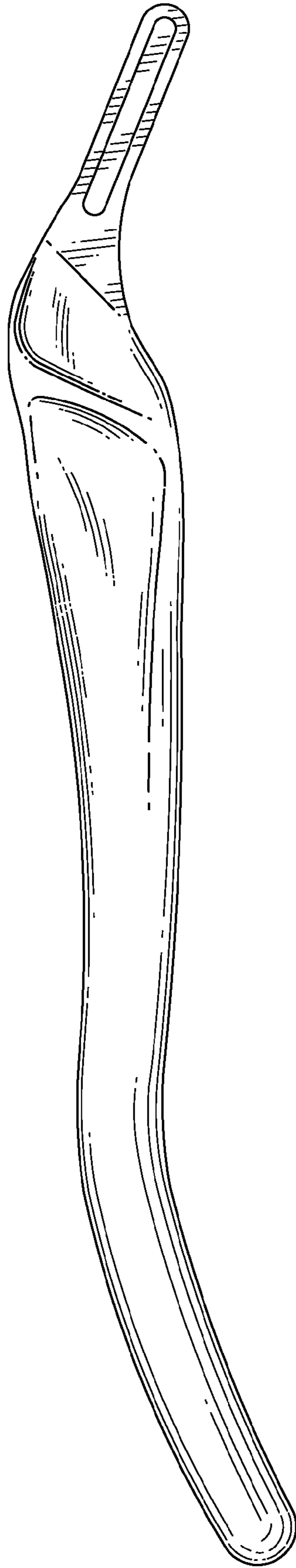


FIG. 4

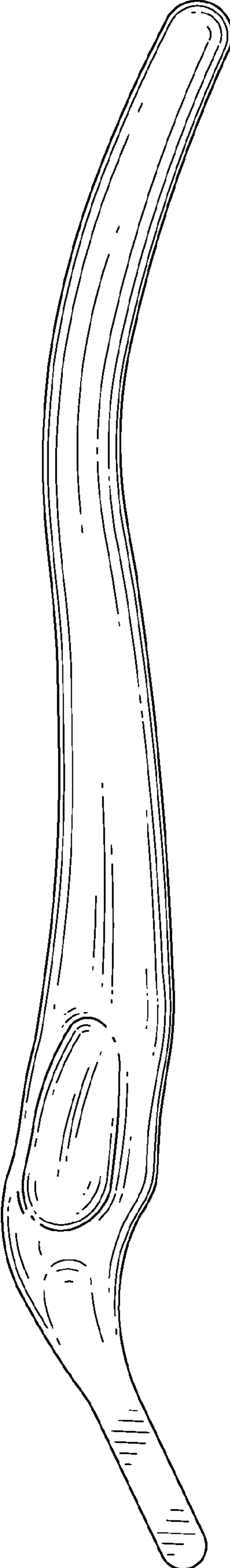


FIG. 5



FIG. 6



FIG. 7



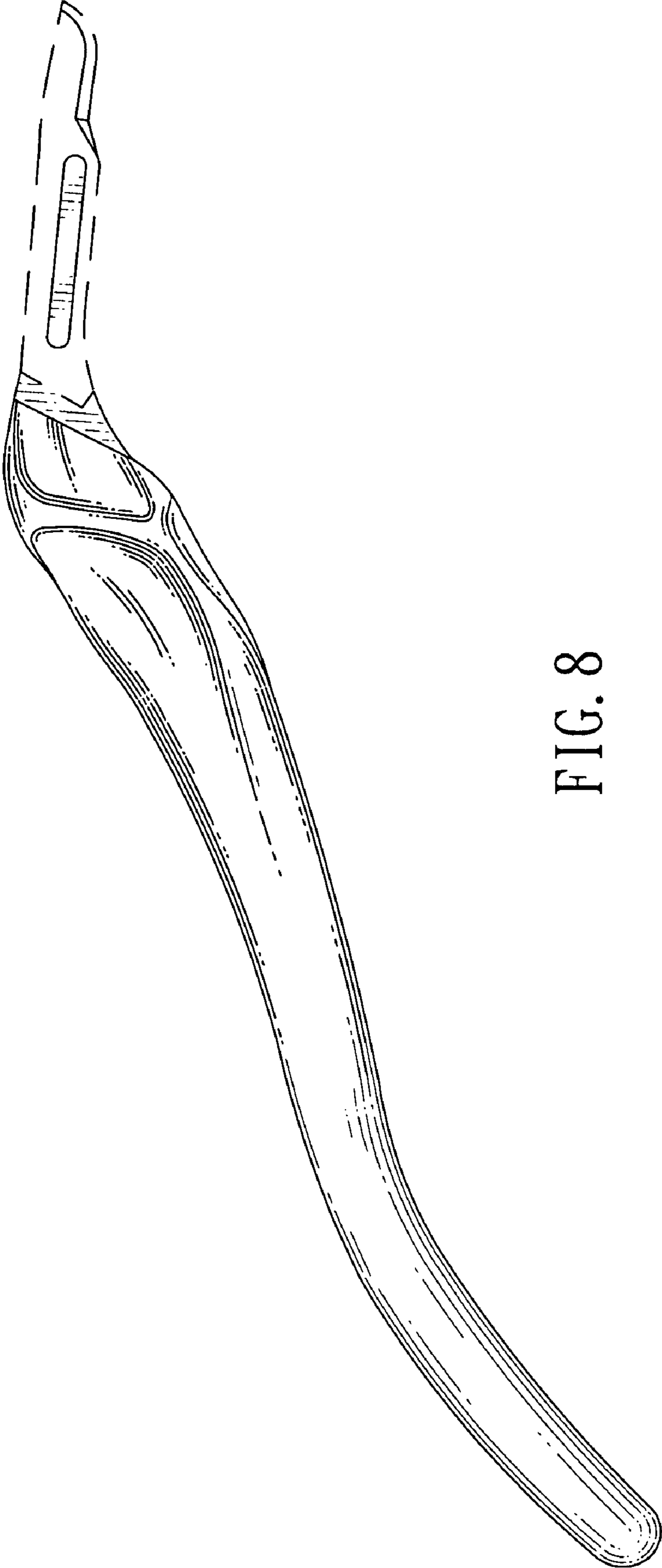


FIG. 8