

US00D589618S

(12) **United States Design Patent**  
**Hasebe**

(10) **Patent No.:** **US D589,618 S**  
(45) **Date of Patent:** **\*\* Mar. 31, 2009**

(54) **REPLACEABLE BLADE FOR SURGICAL KNIFE**

(75) Inventor: **Kazuyuki Hasebe, Seki (JP)**

(73) Assignee: **Kai R&D Center Co., Ltd., Gifu-ken (JP)**

(\*\*) Term: **14 Years**

(21) Appl. No.: **29/287,043**

(22) Filed: **Jun. 21, 2007**

(30) **Foreign Application Priority Data**

Dec. 26, 2006 (JP) ..... 2006-035717

(51) **LOC (9) Cl.** ..... **24-02**

(52) **U.S. Cl.** ..... **D24/147; D24/133**

(58) **Field of Classification Search** ..... D24/133, D24/145, 146, 147; 606/167, 170, 172; 30/151  
See application file for complete search history.

(56) **References Cited**

**U.S. PATENT DOCUMENTS**

D185,824 S *	8/1959	Armstrong et al. ....	D19/55
4,074,431 A	2/1978	Beaver et al.	
4,151,941 A	5/1979	Beaver et al.	
4,157,758 A	6/1979	Kozlowski, Jr.	
4,414,974 A *	11/1983	Dotson et al. ....	606/167
4,569,133 A *	2/1986	Schmidt .....	606/172
4,759,363 A *	7/1988	Jensen .....	606/172
5,254,128 A *	10/1993	Mesa .....	606/167
5,342,379 A *	8/1994	Volinsky .....	606/167
5,924,206 A *	7/1999	Cote et al. ....	30/337
6,569,175 B1 *	5/2003	Robinson .....	606/166
6,884,240 B1 *	4/2005	Dykes .....	606/1
D535,026 S *	1/2007	Griffin et al. ....	D24/146
D542,349 S *	5/2007	Anand .....	D19/50
2003/0114871 A1 *	6/2003	Turnbull .....	606/167

**FOREIGN PATENT DOCUMENTS**

JP A-S56-25146 6/1981

JP	A-858621	1/1993
JP	A-H5-6970	2/1993
JP	A-949594	3/1996
JP	A-954149	5/1996
JP	A-949594-1	11/1996
JP	A-993560	10/1997
JP	A-949594-2	5/1998
JP	A-1010087	5/1998
JP	A-1010087-1	5/1998
JP	A-993560-1	12/1999
JP	A-949594-3	6/2000

**OTHER PUBLICATIONS**

Brochure for various knives and blades, issued by Japan ACP, date unknown.

Brochure for various knives and blades, issued by Becton, Dickinson and Company, Japan, date unknown.

\* cited by examiner

*Primary Examiner*—Ian Simmons

*Assistant Examiner*—Carissa C Fitts

(74) *Attorney, Agent, or Firm*—Posz Law Group, PLC

(57) **CLAIM**

The ornamental design for a replaceable blade for surgical knife, as shown and described.

**DESCRIPTION**

FIG. 1 is a front perspective view of a replaceable blade for surgical knife showing my new design;

FIG. 2 is a front view thereof;

FIG. 3 is a rear view thereof;

FIG. 4 is a top plan view thereof;

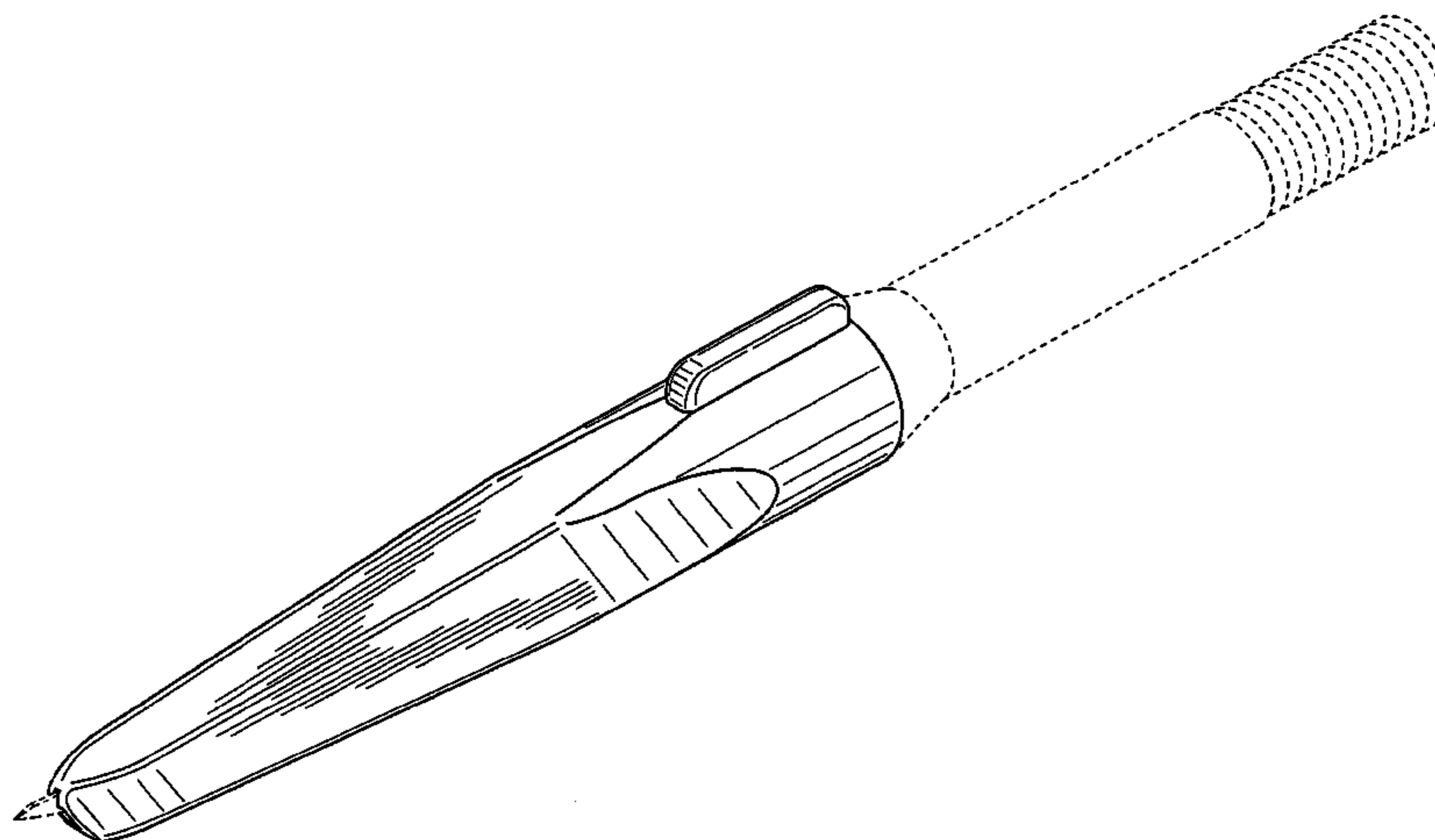
FIG. 5 is a bottom plan view thereof;

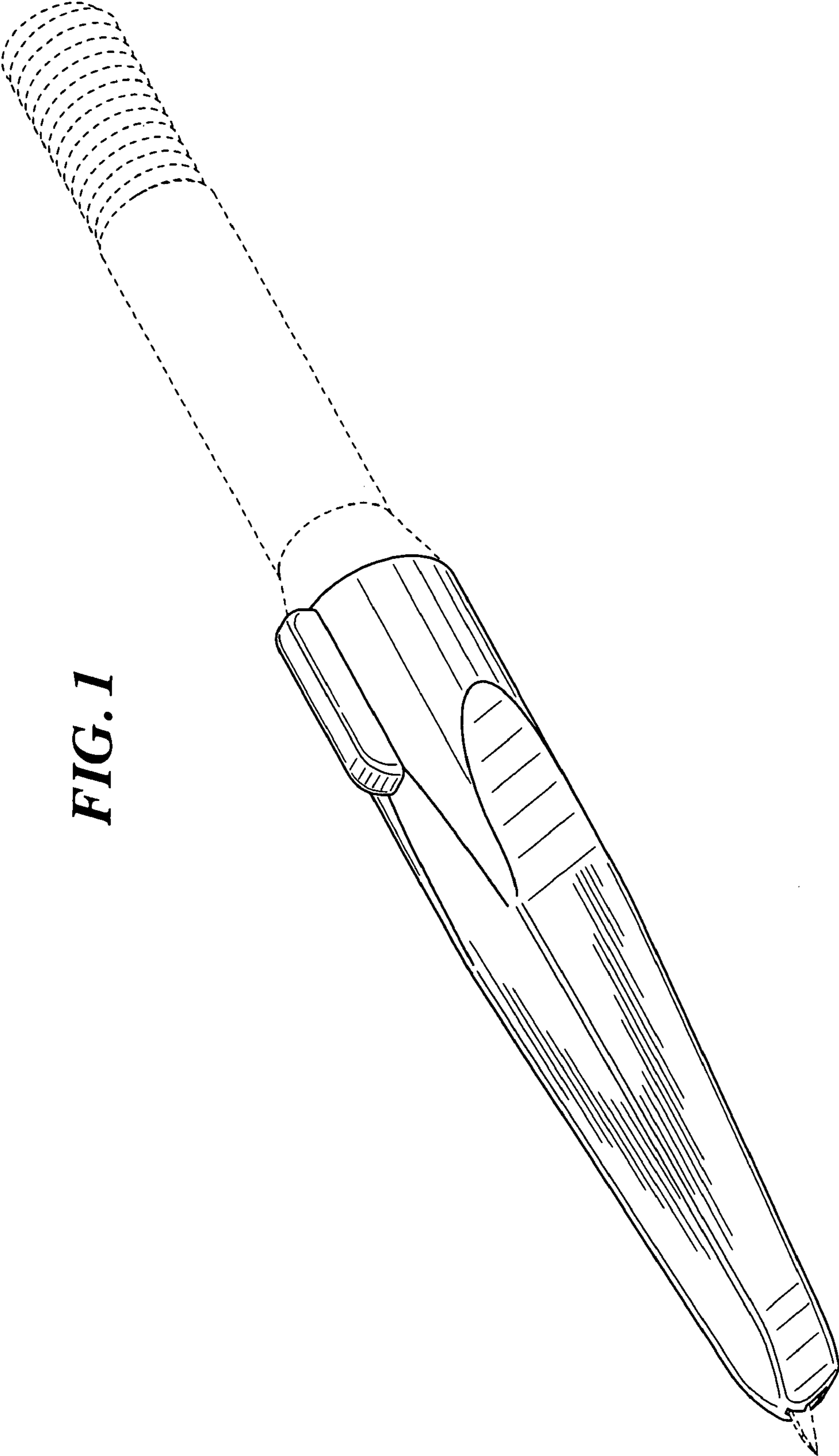
FIG. 6 is a right side elevational view thereof; and,

FIG. 7 is a left side elevational view thereof.

The broken lines in the drawings are shown for illustrated purposes only and form no part of the claimed design.


**1 Claim, 4 Drawing Sheets**



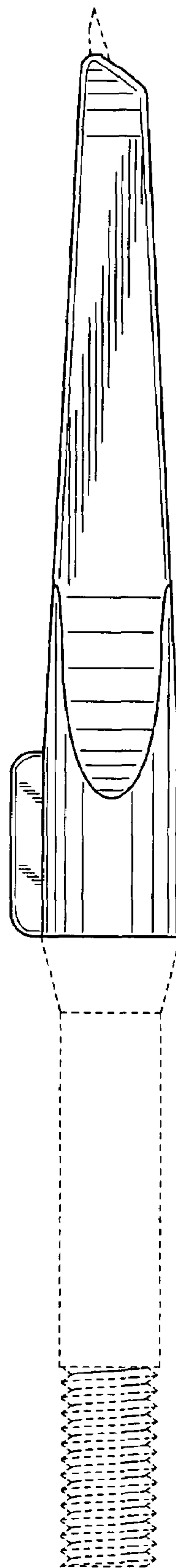


**FIG. 1**

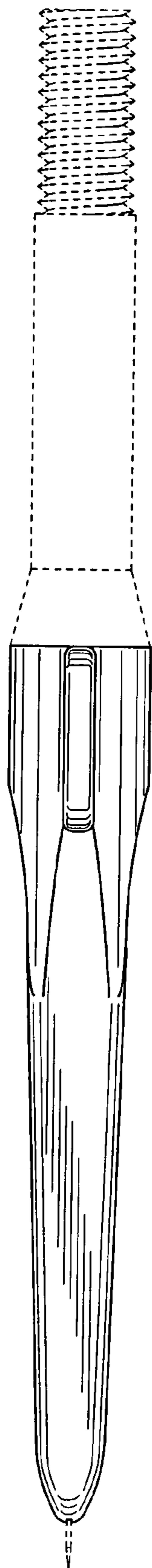
**FIG. 2**



**FIG. 3**



**FIG. 4**



**FIG. 5**

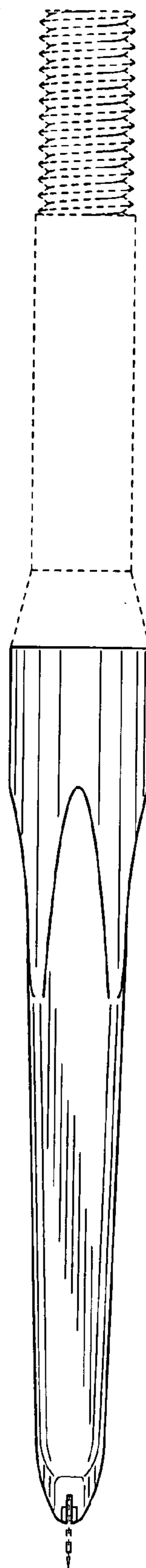


FIG. 6

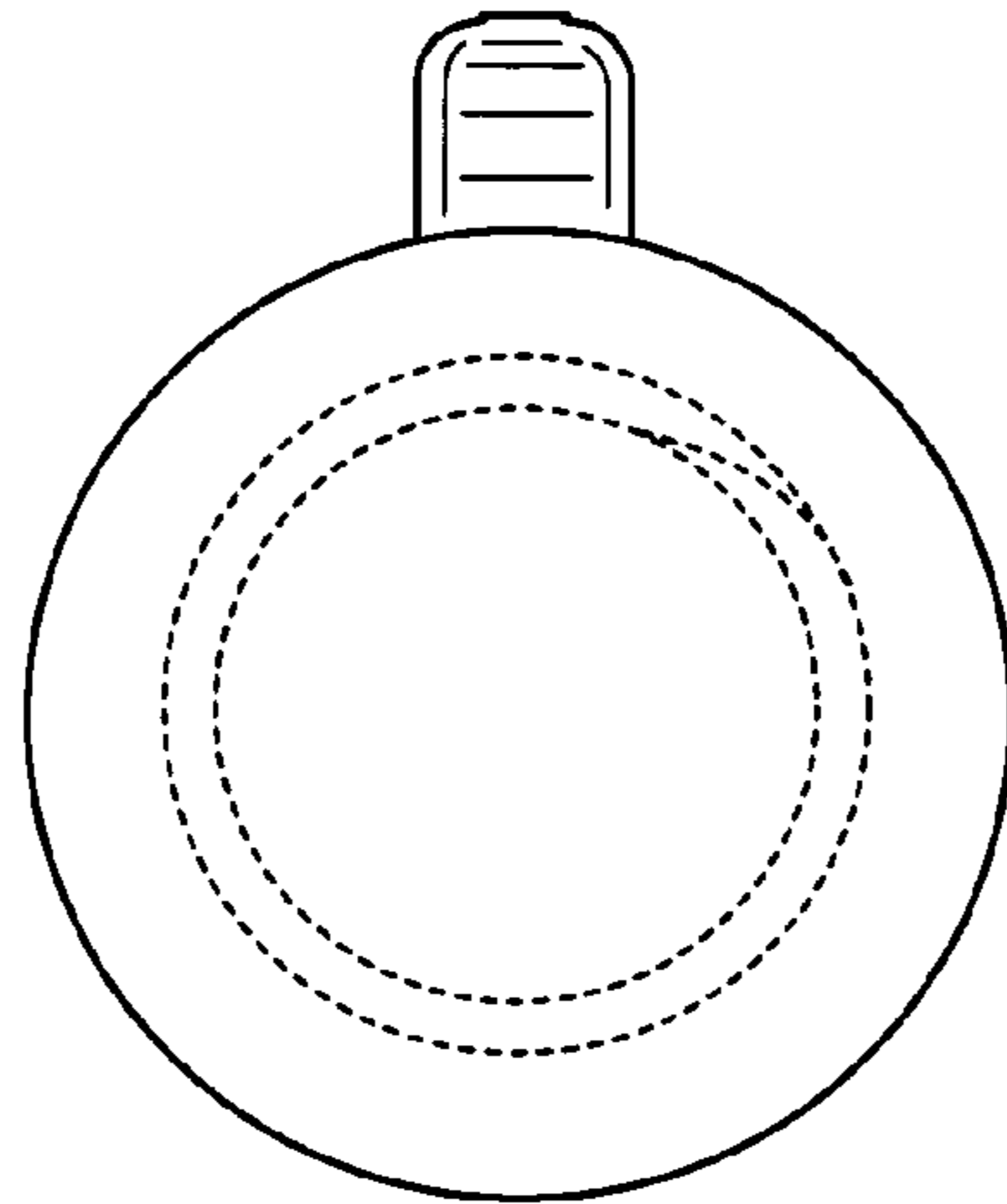


FIG. 7

