



US00D589606S

(12) **United States Design Patent**
Schonewille

(10) **Patent No.:** **US D589,606 S**
(45) **Date of Patent:** **** Mar. 31, 2009**

(54) **PHARMACEUTICAL TABLET**

(75) Inventor: **Gerrit Schonewille**, Almere (NL)

(73) Assignee: **Solvay Pharmaceuticals B.V.**, Weesp (NL)

(**) Term: **14 Years**

(21) Appl. No.: **29/319,091**

(22) Filed: **Jun. 3, 2008**

(51) **LOC (9) Cl.** **28-01**

(52) **U.S. Cl.** **D24/101**

(58) **Field of Classification Search** D1/199;
D24/100, 101, 103, 104; 132/321; 424/502,
424/215, 53, 443; 73/64.47; D28/8.1
See application file for complete search history.

(56) **References Cited**

U.S. PATENT DOCUMENTS

1,836,604	A *	12/1931	Meyer	D28/8.1
D183,846	S	11/1958	Lippert		
4,215,104	A	7/1980	Ullman et al.		
4,353,887	A	10/1982	Hess et al.		
D283,739	S *	5/1986	Tovey	D24/103
D310,579	S	9/1990	Ni et al.		
5,009,896	A	4/1991	Becker		
5,061,494	A	10/1991	Ni et al.		
D331,280	S *	11/1992	Tovey	D24/101
D346,442	S *	4/1994	Kramer et al.	D24/101
D361,615	S *	8/1995	Tovey	D24/101
D361,837	S *	8/1995	Swinkels	D24/103
D372,082	S	7/1996	Sauer		

D375,549	S	11/1996	Sauer		
D383,533	S *	9/1997	Jushchyshyn et al.	D24/103
D383,534	S	9/1997	Jushchyshyn et al.		
D434,492	S *	11/2000	Holland et al.	D24/103
D439,654	S *	3/2001	Hite et al.	D24/101
D459,798	S *	7/2002	Desesquelle et al.	D24/101

OTHER PUBLICATIONS

US Trademark Registration No. 1589683, registered Apr. 3, 1990.
US Trademark Registration No. 1593778, registered May 1, 1990.
US Trademark Registration No. 2062395, registered May 13, 1997.
US Trademark Registration No. 2225909, registered Feb. 23, 1999.
US Trademark Registration No. 2455628, registered May 29, 2001.

* cited by examiner

Primary Examiner—Charles A Rademaker

(74) *Attorney, Agent, or Firm*—Novak Druce + Quigg LLP

(57) **CLAIM**

I claim the ornamental design for a pharmaceutical tablet, as shown and described.

DESCRIPTION

FIG. 1 is a top plan view of a pharmaceutical tablet showing my new design;

FIG. 2 is a bottom plan view thereof;

FIG. 3 is a front elevation thereof;

FIG. 4 is a rear elevation thereof;

FIG. 5 is a left side elevation thereof; and,

FIG. 6 is a right side elevation thereof.

1 Claim, 1 Drawing Sheet

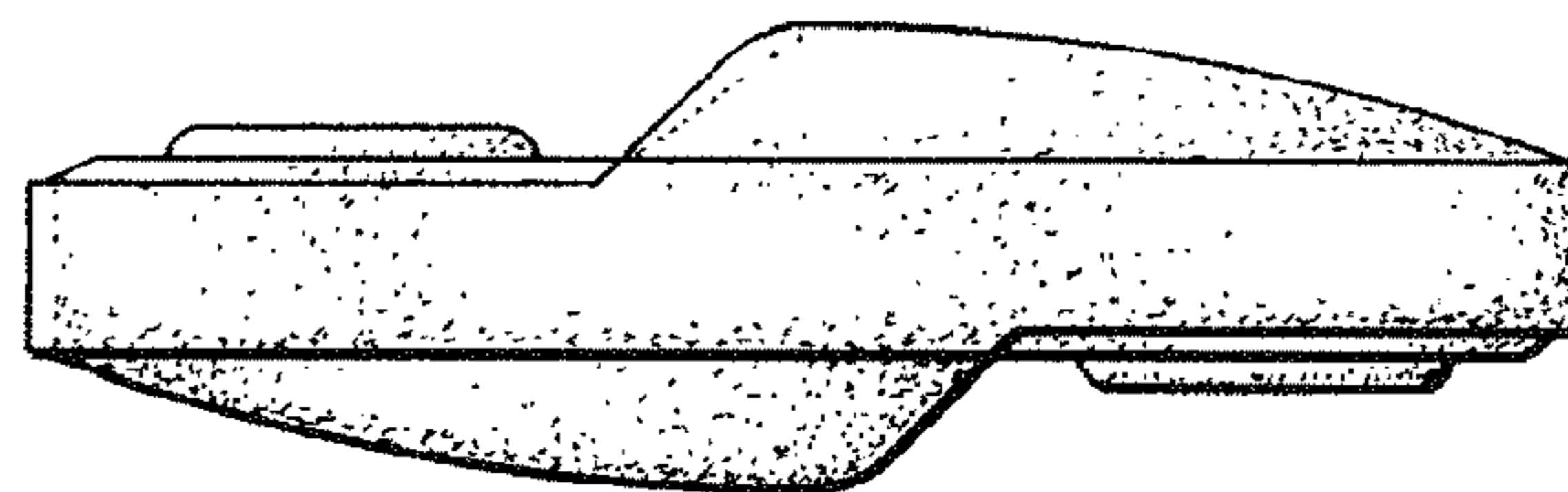
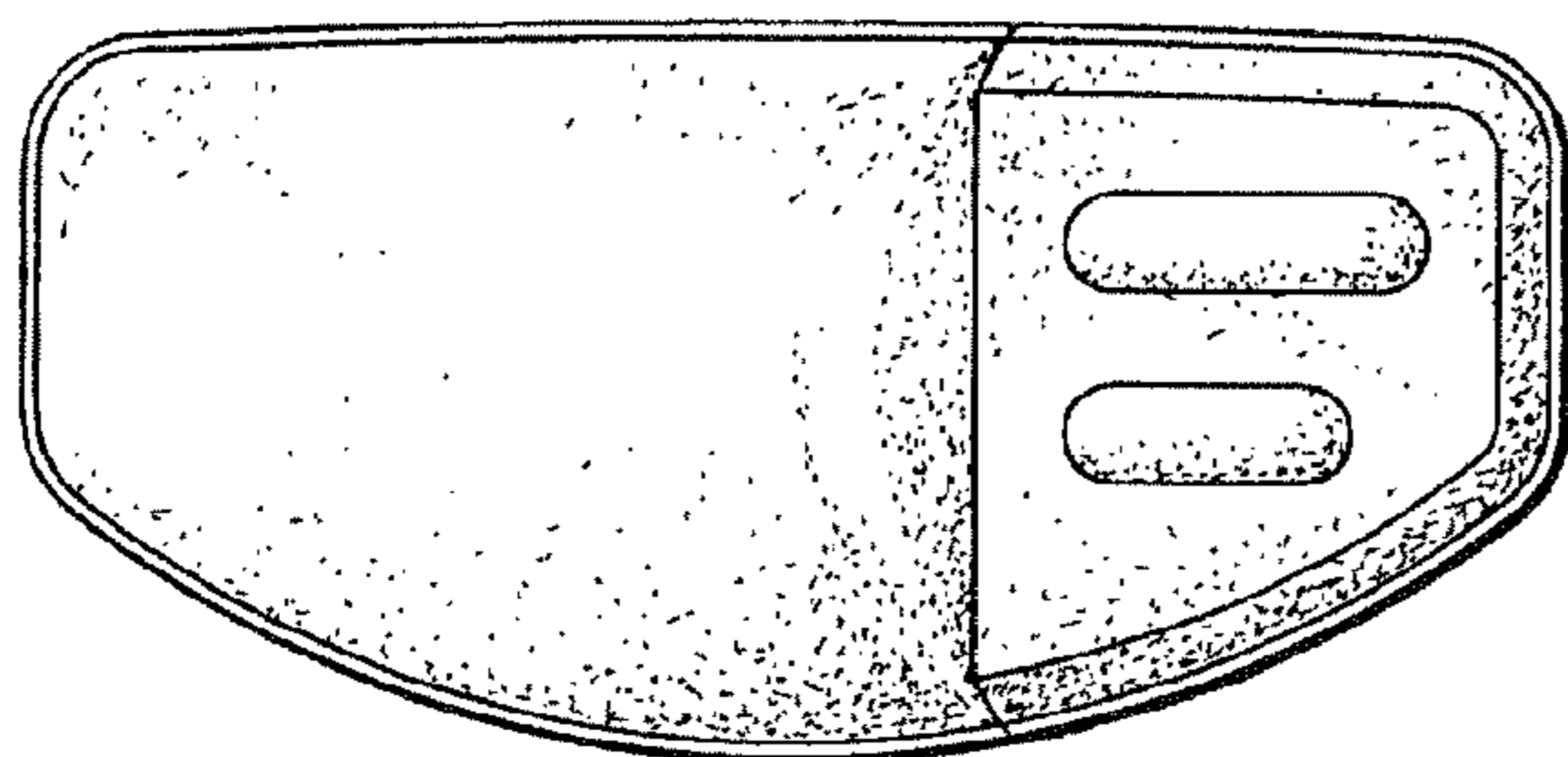


FIG. 1

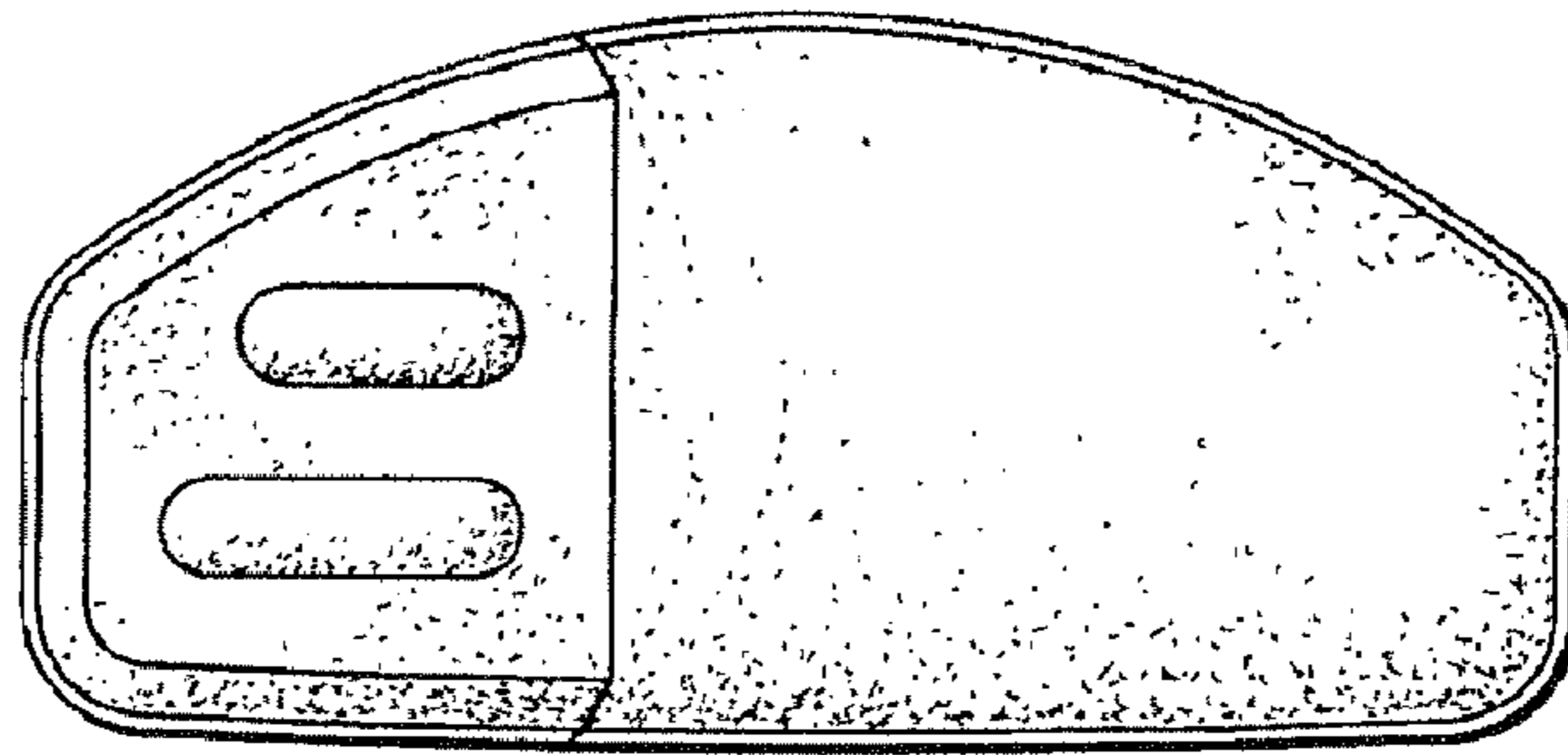


FIG. 2

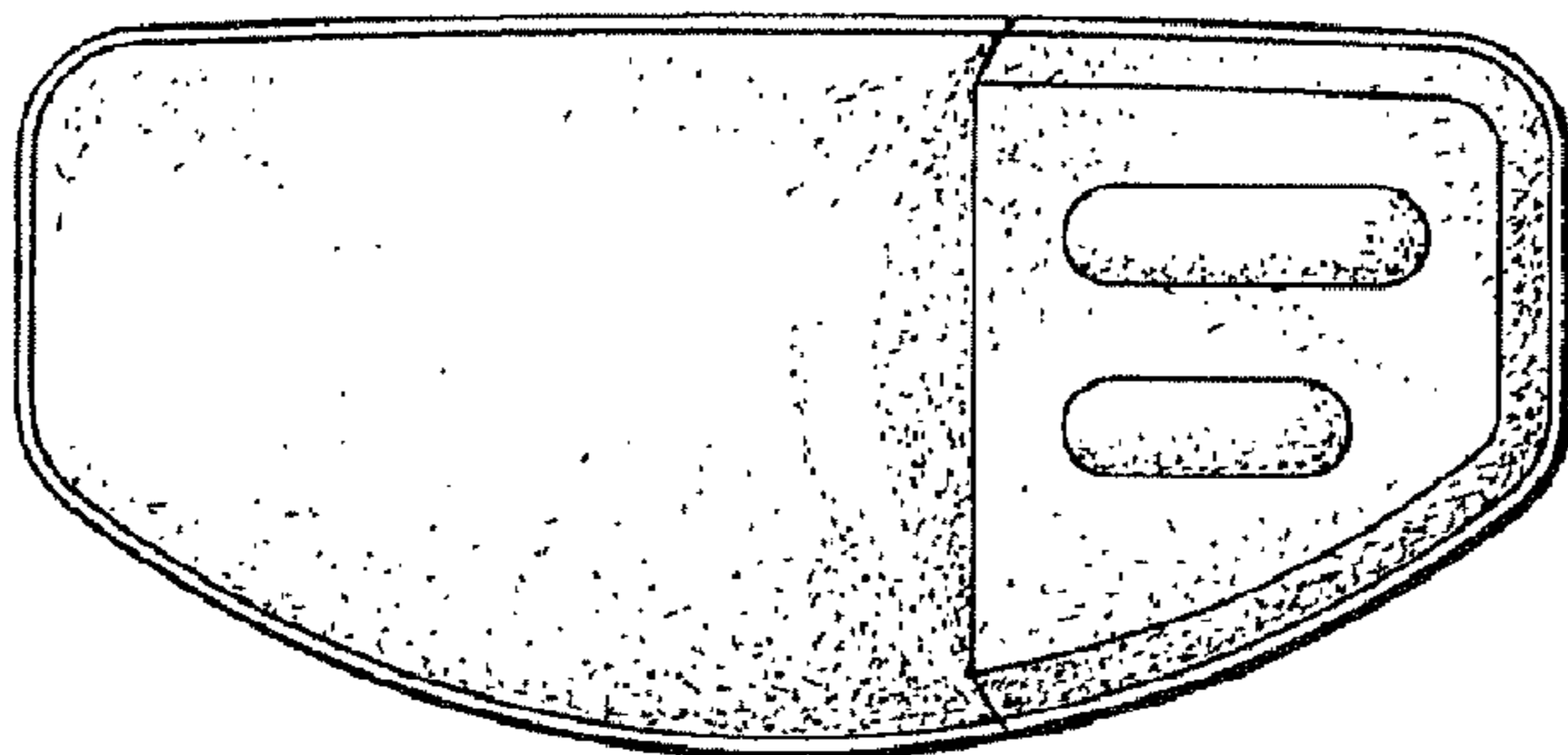


FIG. 3

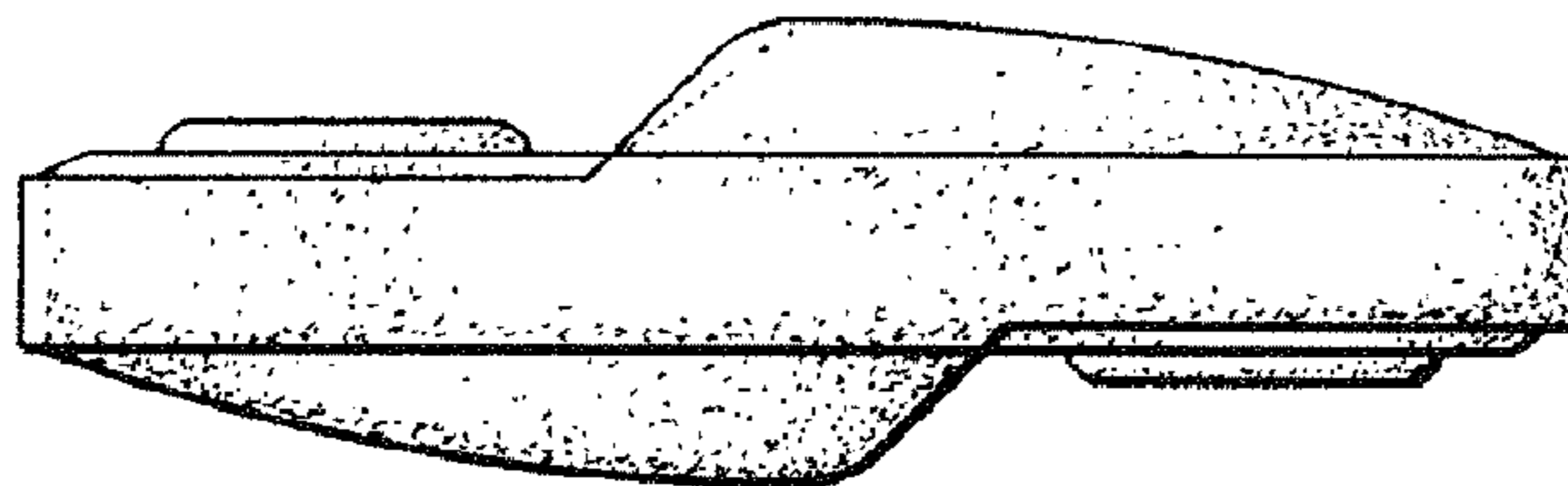


FIG. 4

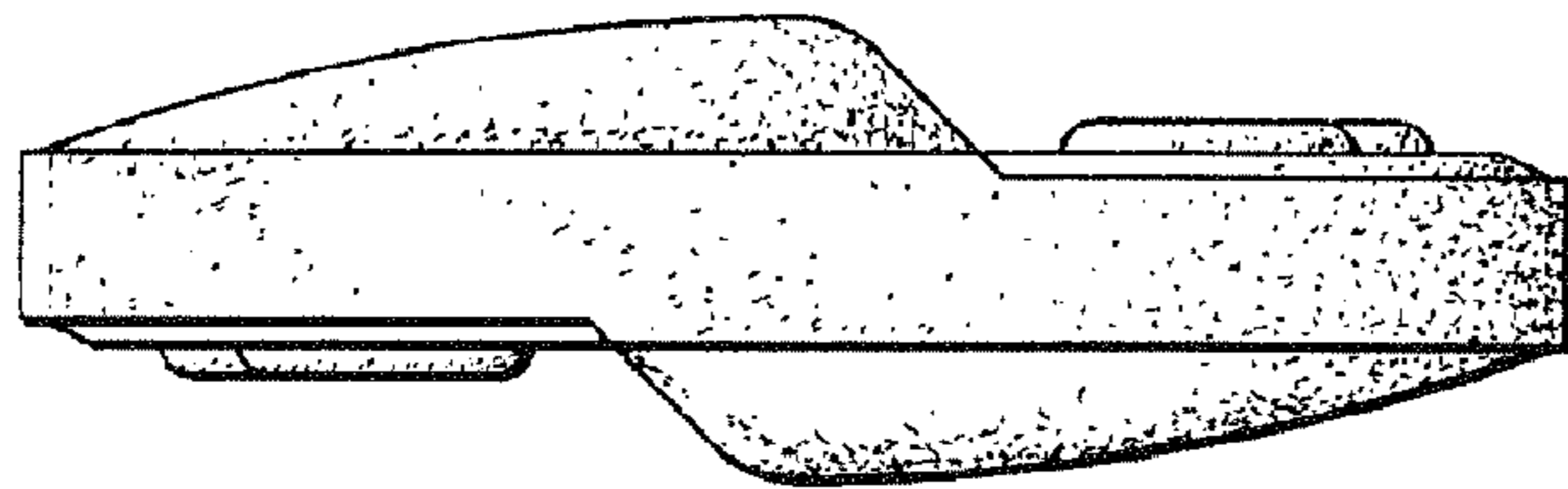


FIG. 5

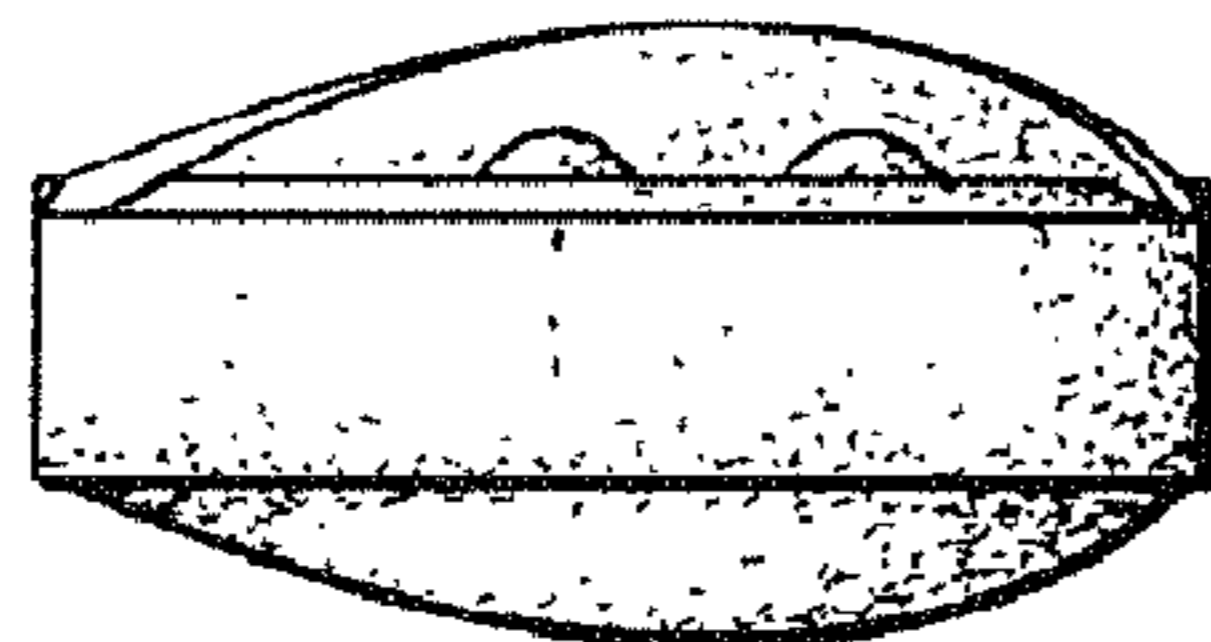


FIG. 6

