



US00D589605S

(12) **United States Design Patent**
Reedy et al.

(10) **Patent No.:** **US D589,605 S**
(45) **Date of Patent:** **** Mar. 31, 2009**

(54) **AIR INLET GRILLE**

(75) Inventors: **Michael Herschel Reedy**, Chicago, IL (US); **Stephen Craig Pennington**, Chicago, IL (US); **J. Mark Hagan**, Tyler, TX (US)

(73) Assignee: **Trane International Inc.**, Piscataway, NJ (US)

(**) Term: **14 Years**

(21) Appl. No.: **29/289,806**

(22) Filed: **Aug. 1, 2007**

(51) **LOC (9) Cl.** **23-04**

(52) **U.S. Cl.** **D23/388**

(58) **Field of Classification Search** D23/388, D23/389, 393, 385, 370, 351, 354, 386, 335; 454/309, 275-277, 284, 287-289; D26/118, D26/72, 152; D14/188, 170, 172, 230
See application file for complete search history.

(56) **References Cited**

U.S. PATENT DOCUMENTS

D358,636 S *	5/1995	Bucher et al.	D23/335
D373,414 S *	9/1996	Bucher et al.	D23/335
D394,061 S *	5/1998	Fink	D14/170
D401,314 S *	11/1998	Boyle et al.	D23/335
D456,066 S *	4/2002	Ching	D23/335
D472,887 S *	4/2003	Right et al.	D14/172
D489,353 S *	5/2004	Right et al.	D14/172
D505,669 S *	5/2005	Liu	D14/188
D512,503 S *	12/2005	Roland	D23/370

D513,069 S *	12/2005	Blateri	D23/335
D578,633 S *	10/2008	Schluter et al.	D23/370
D581,510 S *	11/2008	Albano et al.	D23/388
2003/0027516 A1 *	2/2003	Mafi et al.	454/276

* cited by examiner

Primary Examiner—T. Chase Nelson

Assistant Examiner—David G Muller

(74) *Attorney, Agent, or Firm*—William O'Driscoll

(57) **CLAIM**

The ornamental design for an air inlet grille, as shown and described.

DESCRIPTION

FIG. 1 is a perspective view of an air inlet grille in accordance with our invention;

FIG. 2 is a front elevation view of the air inlet grille shown in FIG. 1;

FIG. 3 is a rear elevation view of the air inlet grille shown in FIG. 1;

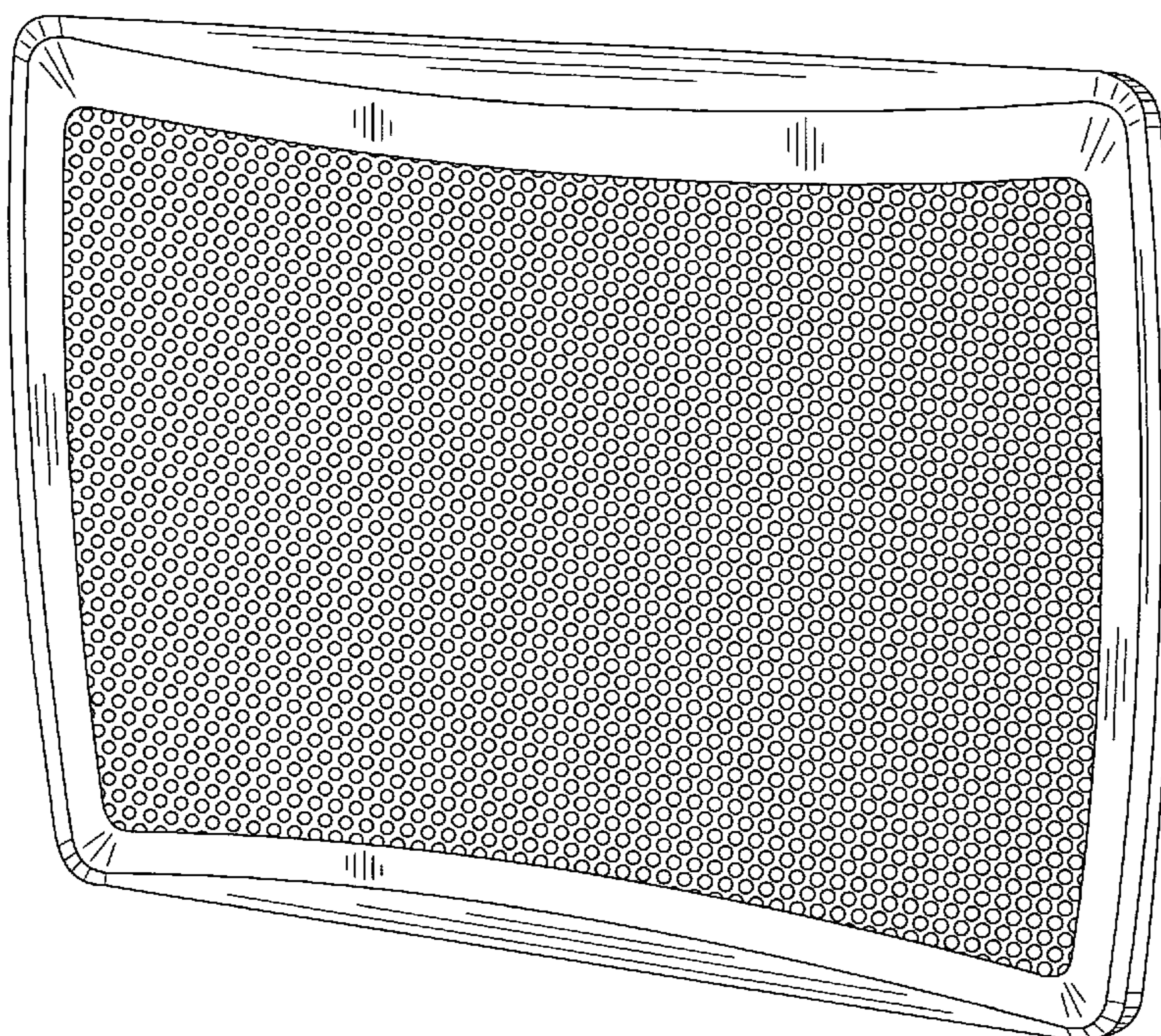
FIG. 4 is a left side view of the air inlet grille shown in FIG. 1;

FIG. 5 is a right side view of the air inlet grille shown in FIG. 1;

FIG. 6 is a top plan view of the air inlet grille shown in FIG. 1; and,

FIG. 7 is a bottom plan view of the air inlet grille shown in FIG. 1.

1 Claim, 5 Drawing Sheets



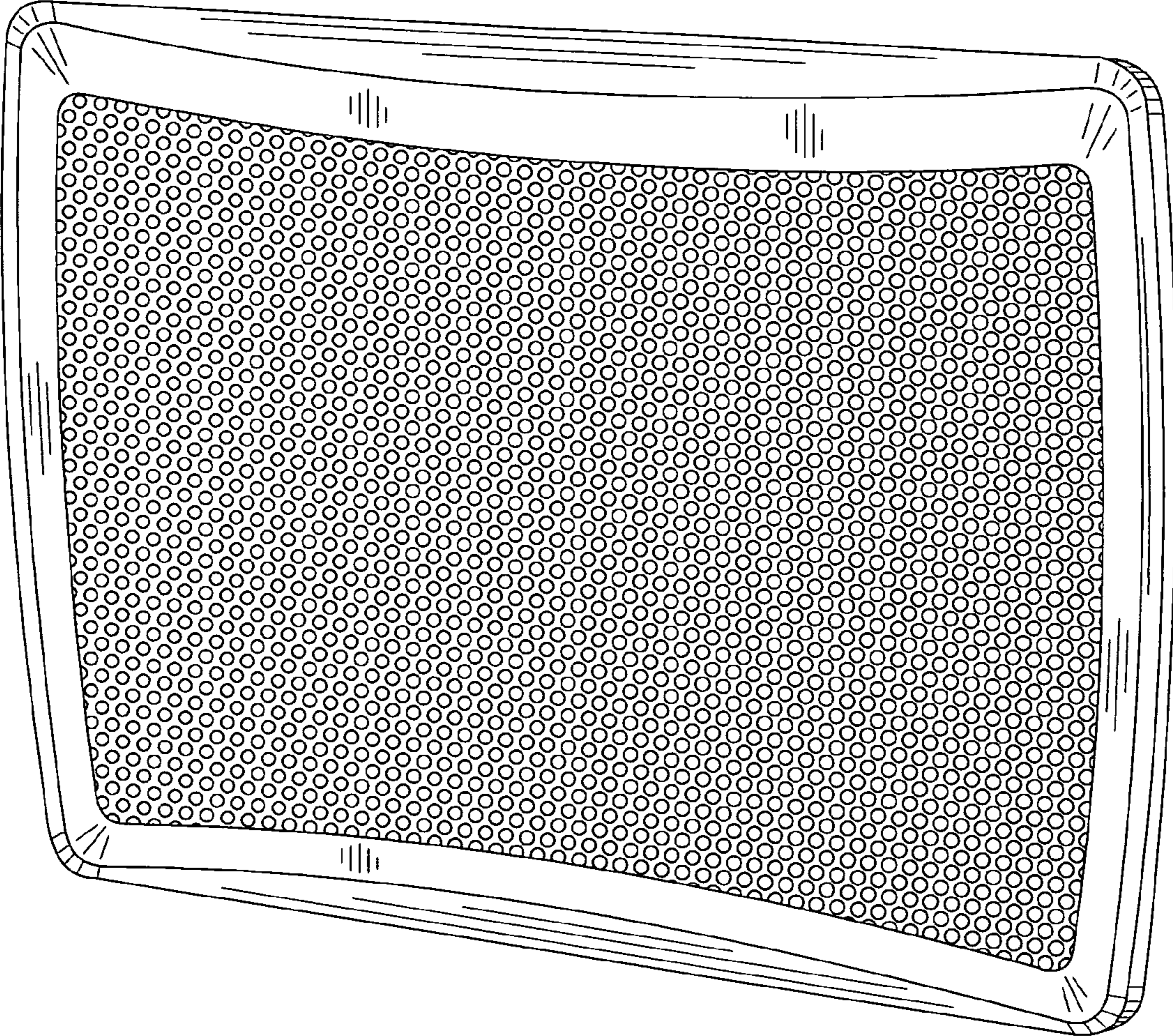


FIG. 1




FIG. 2




FIG. 3

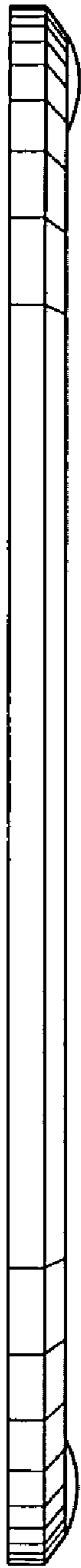


FIG. 4

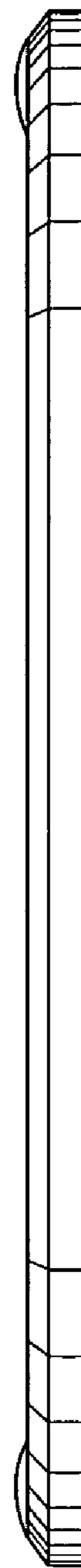


FIG. 5




FIG. 6




FIG. 7