



US00D589597S

(12) **United States Design Patent**
Bloch et al.

(10) **Patent No.:** **US D589,597 S**
(45) **Date of Patent:** **** Mar. 31, 2009**

(54) **FLINGER DISC**

2,589,081 A 3/1952 Hertz
2,608,993 A 9/1952 Andrews

(75) Inventors: **Heinz P. Bloch**, West Des Moines, IA (US); **Rojean Thomas**, Green Bay, WI (US); **Dan Freeland**, West Allis, WI (US); **Jeff Malinowski**, Hartford, WI (US)

(Continued)

FOREIGN PATENT DOCUMENTS

(73) Assignee: **Trico Mfg. Corp.**, Pewaukee, WI (US)

DE 37325 3/1968

(**) Term: **14 Years**

(Continued)

(21) Appl. No.: **29/285,646**

OTHER PUBLICATIONS

(22) Filed: **Apr. 4, 2007**

Pall Water Sensor: An Essential tool for fluid condition monitoring, Pall Corporation sales literature, not dated.

(51) **LOC (9) Cl.** **23-01**

(Continued)

(52) **U.S. Cl.** **D23/249**

(58) **Field of Classification Search** D23/249,
D23/234, 233, 241; 137/15.18, 15.19–15.26,
137/251.1–254, 383, 384, 802; 251/314,
251/900, 363, 330, 332, 332.1; 184/13.1,
184/11.1; 384/462

Primary Examiner—Ian Simmons
Assistant Examiner—Carissa C Fitts
(74) *Attorney, Agent, or Firm*—Ryan Kromholz & Manion S.C.

See application file for complete search history.

(57) **CLAIM**

(56) **References Cited**

We claim the ornamental design for a flinger disc, as shown and described.

U.S. PATENT DOCUMENTS

DESCRIPTION

126,624 A *	5/1872	Coffee	277/649
539,117 A	5/1895	Busch	
779,357 A	1/1905	Gardner	
805,645 A *	11/1905	Guillott	277/612
992,503 A	5/1911	Howard	
1,113,276 A	10/1914	Woodmansee	
1,571,495 A	2/1926	Smith	
1,600,262 A	9/1926	Wickham	
1,610,283 A	12/1926	Hill	
1,687,395 A	10/1928	Shew	
1,688,279 A	10/1928	Locke	
1,864,195 A	6/1932	Hall	
2,227,646 A	1/1941	Hillman	
2,335,557 A	11/1943	Winther	
2,340,455 A	2/1944	Davis	
2,376,623 A	5/1945	Romberg	
2,397,597 A *	4/1946	Dunkle	277/649
2,439,709 A	4/1948	Asbury	

This application claims the benefit of co-pending U.S. patent application Ser. No. 10/957,876, filed Oct. 4, 2004.

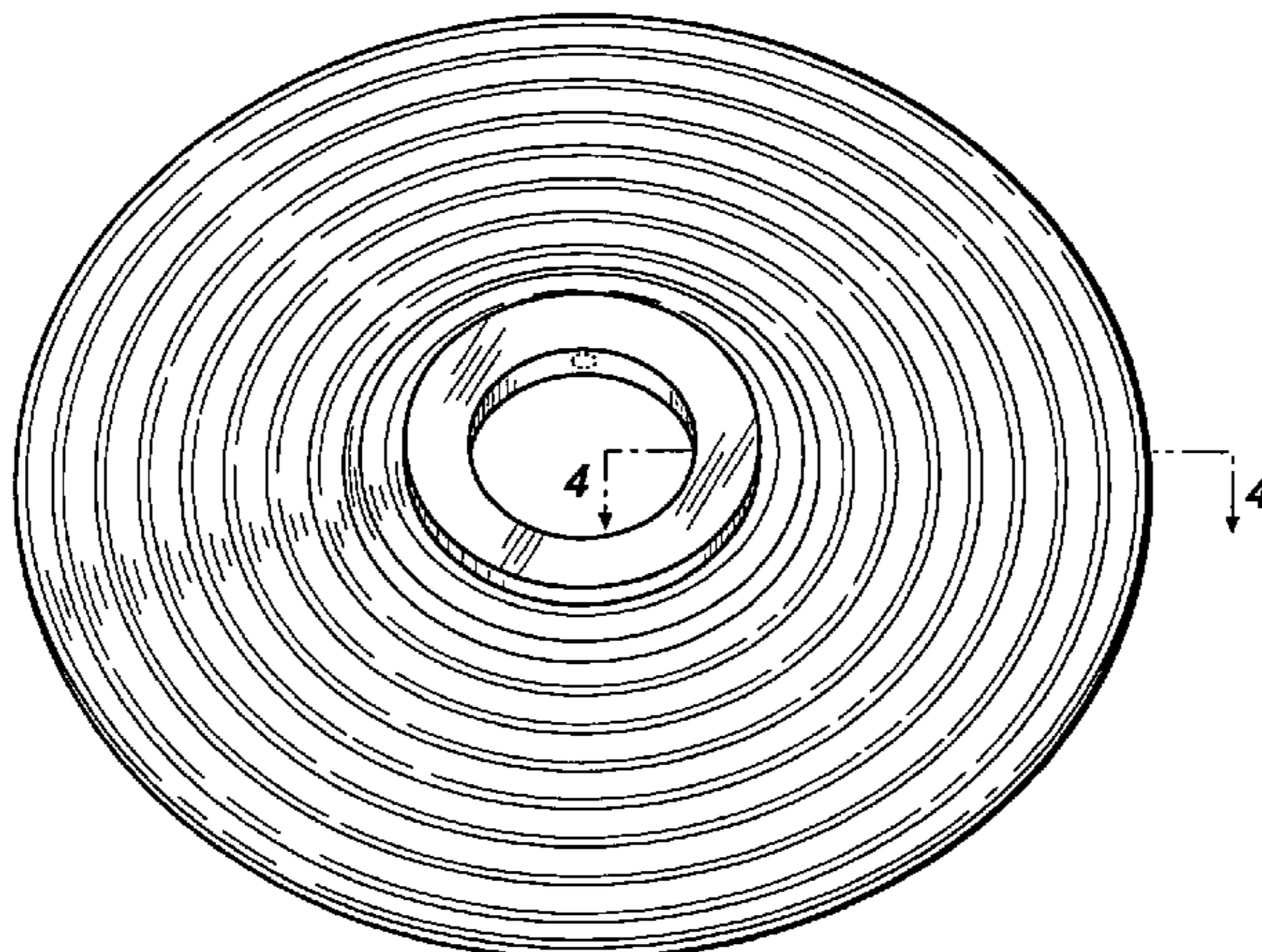
FIG. 1 is a perspective view of the design of the flinger disc of the present invention;

FIG. 2 is a top view of the design of the flinger disc of the present invention;

FIG. 3 is a side view of the design of the flinger disc of the present invention; and,

FIG. 4 is a cross-sectional view, with portions cut away, of the design of the flinger disc of the present invention, taken along reference line 4—4 shown in FIG. 1.

1 Claim, 1 Drawing Sheet



U.S. PATENT DOCUMENTS

2,774,621 A * 12/1956 Kilbourne, Jr. 277/649
 2,930,432 A 3/1960 Engstrom
 2,950,943 A 8/1960 Forrest
 2,995,213 A 8/1961 Gross
 3,123,095 A * 3/1964 Kohler 137/516.23
 3,338,262 A 8/1967 Chopelin
 3,447,562 A 6/1969 Hoffman
 D217,665 S * 5/1970 Self D23/249
 D217,666 S * 5/1970 Self D23/249
 D217,667 S * 5/1970 Self D23/249
 3,952,566 A 4/1976 Jacobson
 4,064,455 A 12/1977 Hopkins et al.
 4,312,424 A 1/1982 Taylor et al.
 4,345,668 A 8/1982 Gaunt
 4,445,168 A 4/1984 Petryszyn
 4,466,508 A 8/1984 Buse
 4,527,661 A 7/1985 Johnstone et al.
 4,591,024 A 5/1986 Erickson
 4,735,286 A 4/1988 Miki et al.
 4,738,336 A 4/1988 Smith et al.
 4,990,057 A 2/1991 Rollins
 5,060,760 A 10/1991 Long et al.
 5,080,195 A 1/1992 Mizumoto et al.
 5,125,480 A 6/1992 Gregory et al.
 5,197,569 A 3/1993 Roessler et al.
 5,203,680 A 4/1993 Waldrop
 D336,509 S * 6/1993 Safford et al. D23/249
 D336,679 S * 6/1993 Safford et al. D23/249
 5,224,051 A 6/1993 Johnson
 5,271,528 A 12/1993 Chien
 5,273,134 A 12/1993 Hegemier et al.
 5,328,275 A 7/1994 Winn et al.

5,330,636 A 7/1994 Reichert
 5,332,064 A 7/1994 Liu
 5,381,874 A 1/1995 Hadank et al.
 5,499,902 A 3/1996 Rockwood
 5,634,531 A 6/1997 Graf et al.
 5,647,735 A 7/1997 Rockwood
 5,671,825 A 9/1997 Wong et al.
 5,702,592 A 12/1997 Suri et al.
 5,779,005 A 7/1998 Jones, Jr. et al.
 5,816,212 A 10/1998 Lindquist et al.
 5,826,986 A 10/1998 Adkins et al.
 6,192,025 B1 * 2/2001 Chen 720/719
 6,460,656 B1 10/2002 Jones, Jr. et al.
 6,551,055 B2 4/2003 Rockwood
 6,851,676 B2 2/2005 Martins et al.

FOREIGN PATENT DOCUMENTS

GB 121092 12/1918
 JP 2-308916 12/1990
 JP 411132304 A 5/1999

OTHER PUBLICATIONS

Environmental Solutions for the Military: Pall Portable Fluid Purifier, not dated Pall Corporation web site address: www.pall.com/environ/military/solutions/products/purifier.html.
 Measuring Moisture in Liquids; a New Method, *Sensors*, Dec. 1996 pp. 42-47.
 Hydraulic and Lubrication Systems Solutions: Water Sensor—An essential tool for fluid condition monitoring Pall Corporation sales literature, not dated.
 Sensor Mediated In Situ Measurement of Moisture in Organic Liquids, Phys-Chem Scientific Corp. sales literature, not dated.

* cited by examiner

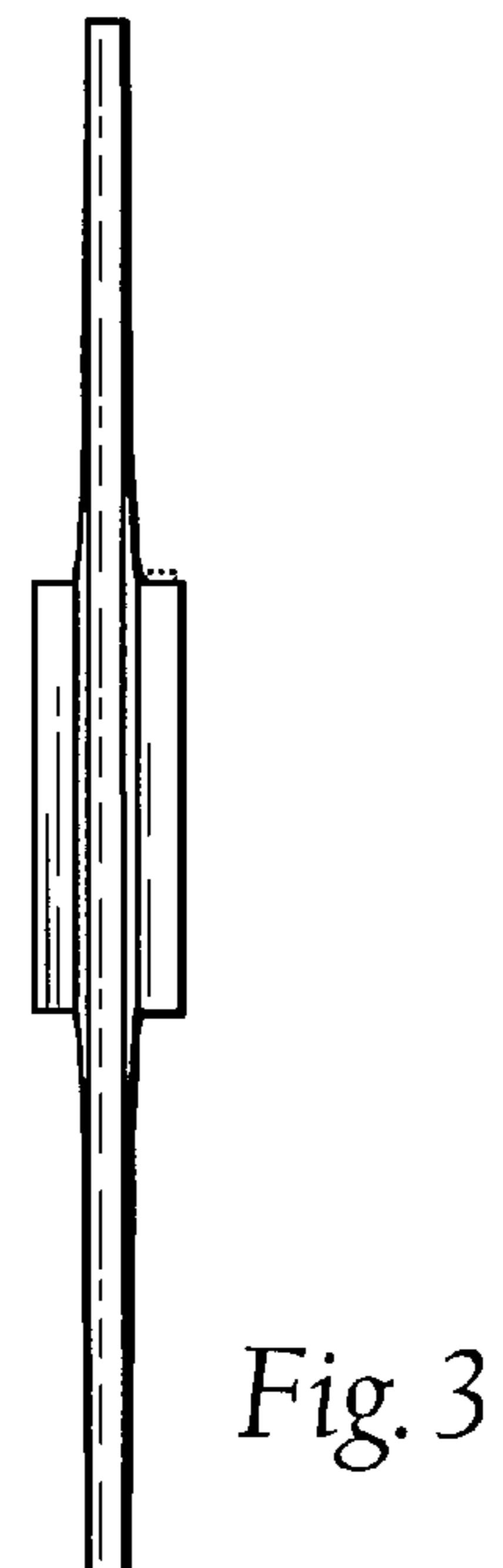
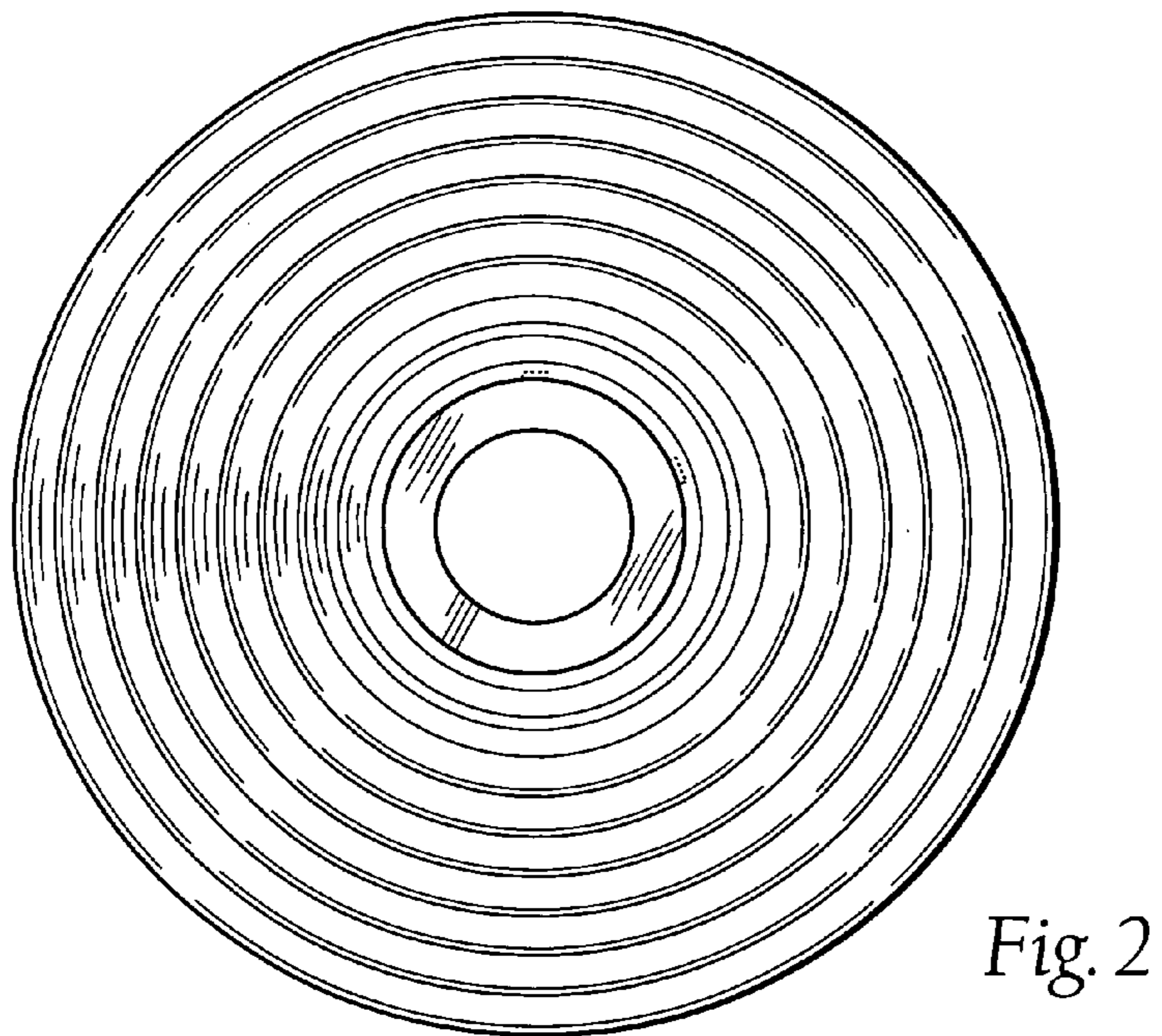
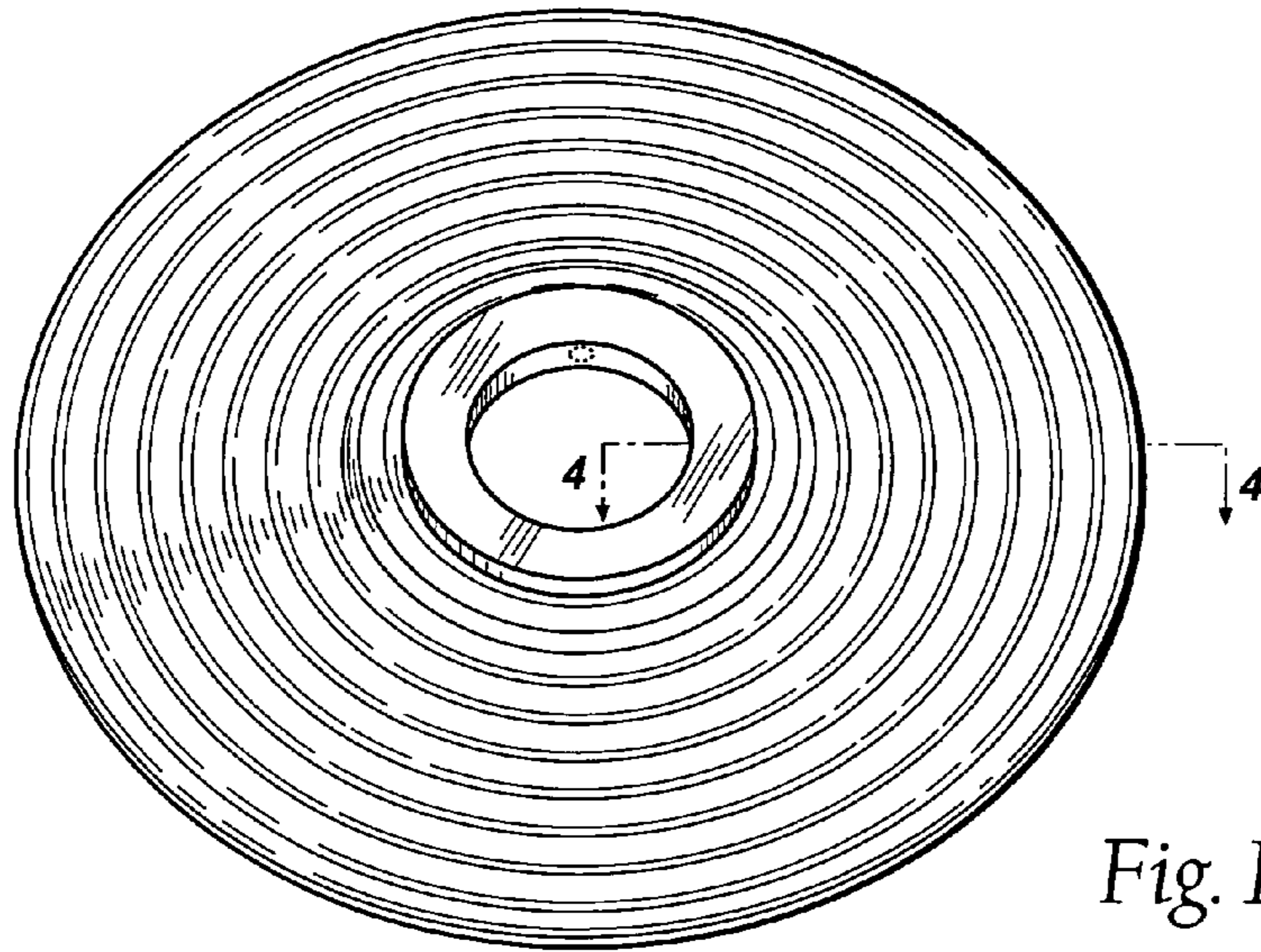


Fig. 4

