



US00D589589S

(12) **United States Design Patent**
McCloudry et al.

(10) **Patent No.:** **US D589,589 S**

(45) **Date of Patent:** **** Mar. 31, 2009**

(54) **FISHING TOOL**

(76) Inventors: **Thomas Michael McCloudry**, 5936
Colby St., Fort Collins, CO (US) 80525;
Peter Harold Jhones, 2909 East CR 62,
Wellington, CO (US) 80549

(**) Term: **14 Years**

(21) Appl. No.: **29/322,867**

(22) Filed: **Aug. 13, 2008**

(51) **LOC (9) Cl.** **22-05**

(52) **U.S. Cl.** **D22/149; D8/19**

(58) **Field of Classification Search** D22/149,
D22/134, 199; 7/106, 130; 30/294, 290,
30/28, 169, 123, 154–155, 186, 191; D8/18–19
See application file for complete search history.

(56) **References Cited**

U.S. PATENT DOCUMENTS

D178,320 S * 7/1956 Boone et al. D22/149

5,437,074 A * 8/1995 White et al. D8/19
D488,532 S * 4/2004 Boone et al. D22/149
D496,240 S * 9/2004 Sandelius D8/18

* cited by examiner

Primary Examiner—Catherine R Oliver

(74) *Attorney, Agent, or Firm*—Sheridan Ross P.C.

(57) **CLAIM**

The ornamental design for a fishing tool, as shown and described.

DESCRIPTION

FIG. 1 is a front elevation view of a fishing tool;

FIG. 2 is a bottom plan view thereof;

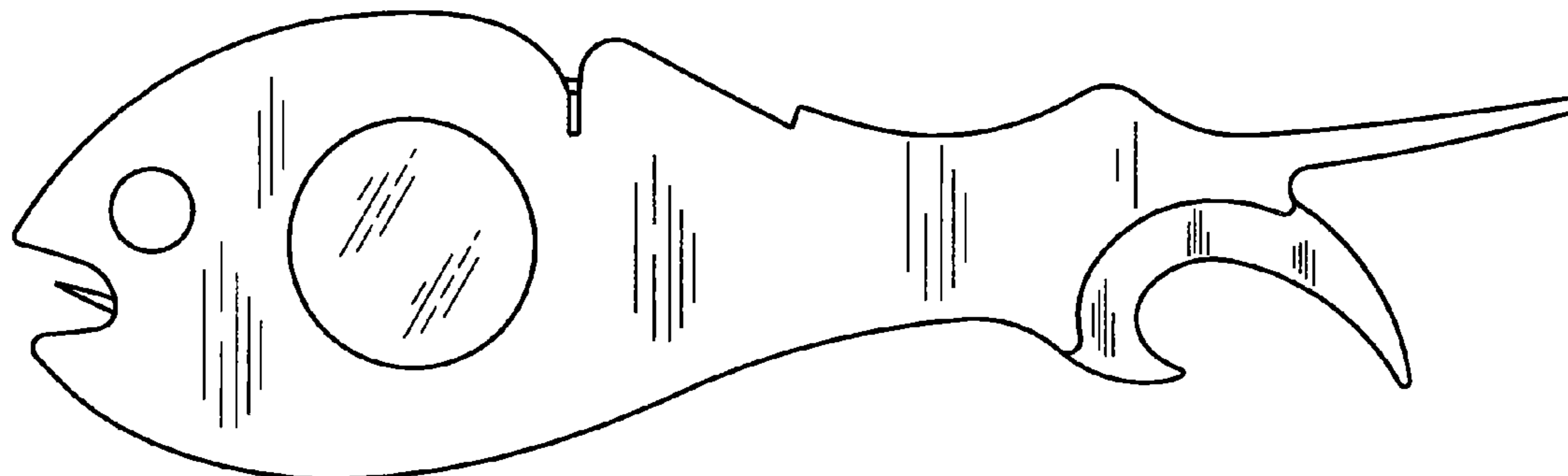
FIG. 3 is a rear elevation view thereof;

FIG. 4 is a top plan view thereof;

FIG. 5 is a left elevation view thereof; and,

FIG. 6 is a right elevation view thereof.

1 Claim, 3 Drawing Sheets



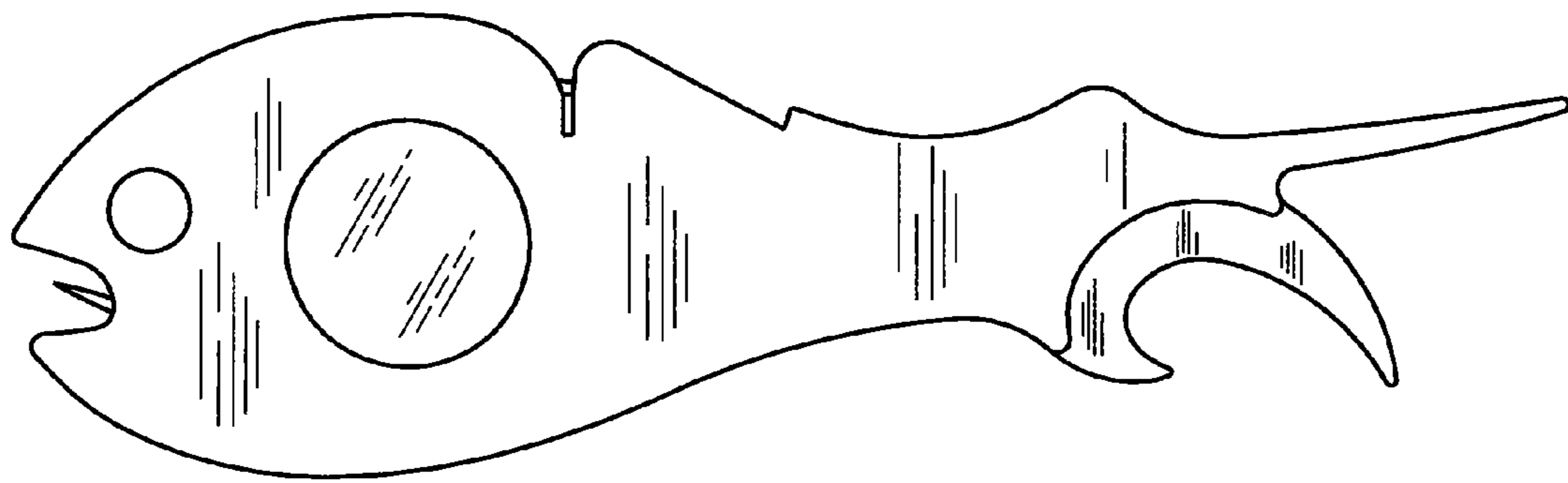


Fig. 1



Fig. 2

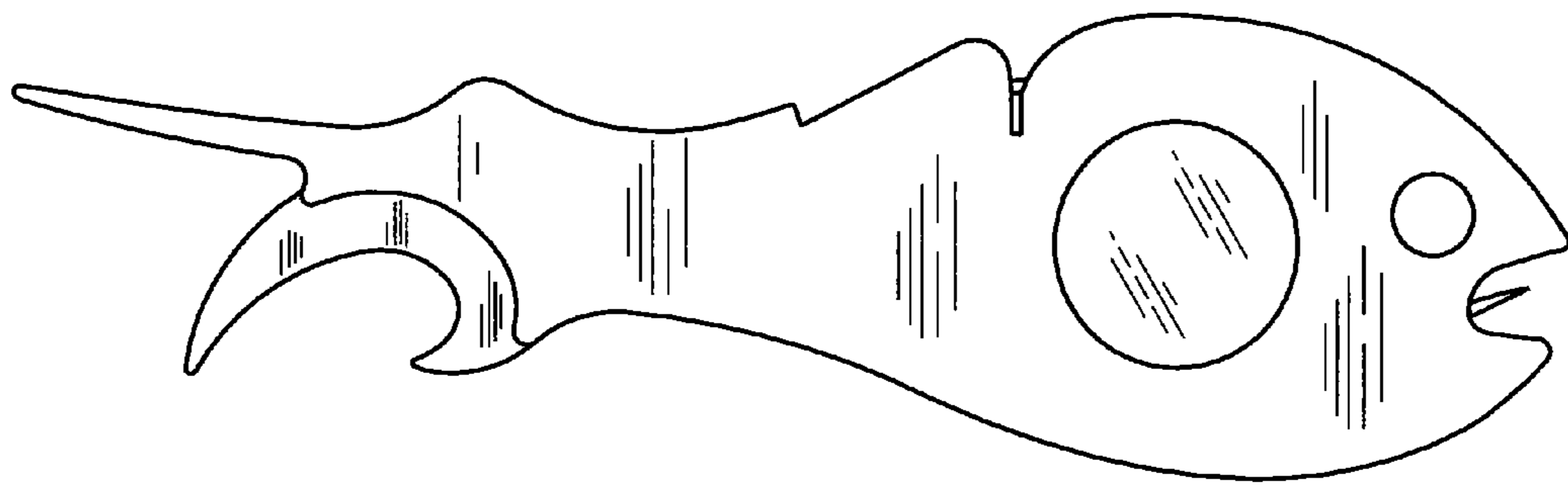


Fig. 3



Fig. 4



Fig. 5



Fig. 6