



US00D589582S

(12) **United States Design Patent**
Miltner et al.

(10) **Patent No.:** **US D589,582 S**
(45) **Date of Patent:** **** Mar. 31, 2009**

(54) **COMBINED TACTICAL KNIFE AND SHEATH**

D565,918 S * 4/2008 Onion D8/99

(76) Inventors: **Richard Heinz Miltner**, P.O. Box 3224,
Quartz Hill, CA (US) 93586-0224; **Julie Lynn Adams**, P.O. Box 3224, Quartz
Hill, CA (US) 93586-0224

* cited by examiner

Primary Examiner—Catherine R Oliver

(**) Term: **14 Years**

(57) **CLAIM**

(21) Appl. No.: **29/293,694**

The ornamental design for a combined tactical knife and sheath, as shown.

(22) Filed: **Dec. 7, 2007**

DESCRIPTION

(51) **LOC (9) Cl.** **22-01**

FIG. 1 is a front view of a combined tactical knife and sheath, showing our new design;

(52) **U.S. Cl.** **D22/118**

FIG. 2 is a rear view of a combined tactical knife and sheath;

(58) **Field of Classification Search** D22/118,
D22/117; D8/95-99; D3/220; 30/151-154,
30/160, 294

FIG. 3 is a rear perspective view of a combined tactical knife and sheath;

See application file for complete search history.

FIG. 4 front perspective view of a tactical knife thereof;

(56) **References Cited**

FIG. 5 is a rear perspective view of a tactical knife thereof;

U.S. PATENT DOCUMENTS

FIG. 6 is a front elevational view of a tactical knife thereof;

D514,187 S * 1/2006 Pedemonte D22/118

and,

D515,171 S * 2/2006 Castrati D22/118

FIG. 7 is a bottom plan view of a tactical knife thereof.

D542,881 S * 5/2007 Frank D22/118

1 Claim, 7 Drawing Sheets




FIG. 1






FIG. 2




FIG. 3



FIG. 4



FIG. 5



FIG. 6




FIG. 7