



US00D589579S

(12) **United States Design Patent**  
**Williams**

(10) **Patent No.:** **US D589,579 S**  
(45) **Date of Patent:** **\*\* Mar. 31, 2009**

(54) **LOCKING LUG PICK FOR FIREARM CLEANING**

(75) Inventor: **Nicholas Williams**, Boonville, NY (US)

(73) Assignee: **The Otis Patent Trust**, Lyons Falls, NY (US)

(\*\*) Term: **14 Years**

(21) Appl. No.: **29/291,729**

(22) Filed: **Sep. 12, 2007**

(51) **LOC (9) Cl.** ..... **22-01**

(52) **U.S. Cl.** ..... **D22/108; D22/199**

(58) **Field of Classification Search** ..... 42/95;  
D22/108, 199; D4/27, 128, 102, 137; 102/529,  
102/442; 15/104.16, 104.165, 104.2, 104.9,  
15/104.61, 104.03, 104.5, 104.096, 211,  
15/213, 106, 114, 164

See application file for complete search history.

(56) **References Cited**

**U.S. PATENT DOCUMENTS**

D322,696 S \* 12/1991 Redwine ..... D22/108  
6,378,236 B1 \* 4/2002 Solberg et al. .... 42/95  
2006/0162223 A1 \* 7/2006 Whipple ..... 42/95

\* cited by examiner

*Primary Examiner*—Cathron C Brooks

*Assistant Examiner*—Melanie Levy

(74) *Attorney, Agent, or Firm*—Marjama Muldoon Blasiak & Sullivan, LLP

(57) **CLAIM**

The ornamental design for a locking lug pick for firearm cleaning, as shown and described.

**DESCRIPTION**

FIG. 1 is a perspective view of a locking lug pick for firearm cleaning depicting the novel design;

FIG. 2 is a right side elevational view thereof, the left side view being a mirror image thereof;

FIG. 3 is a front elevational view thereof;

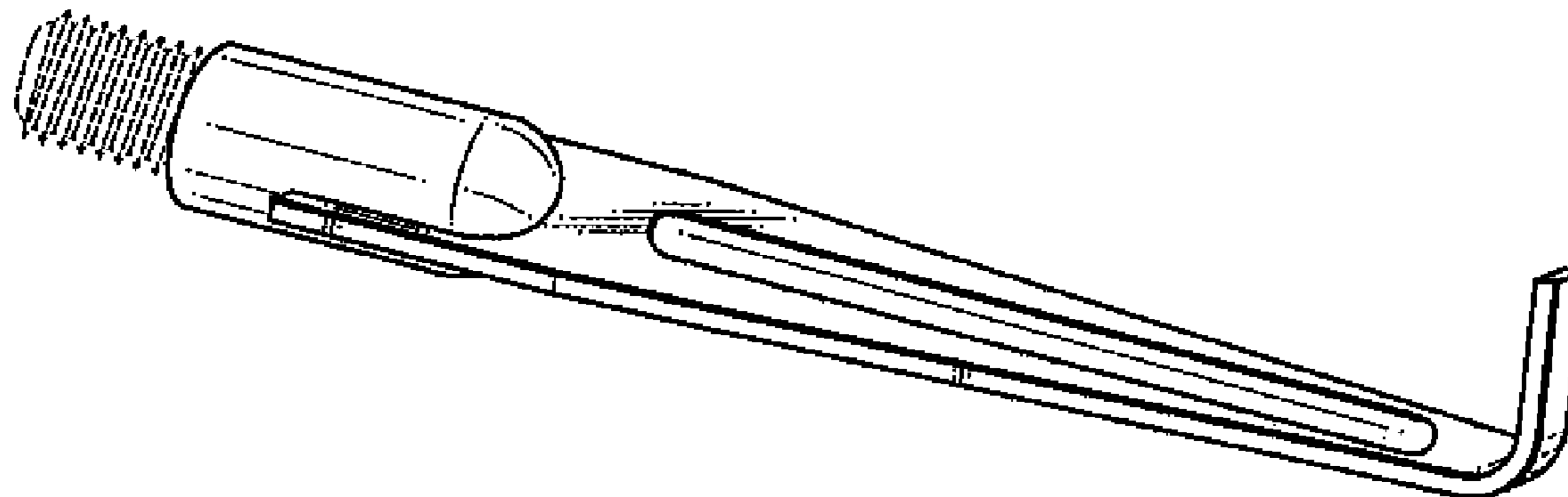
FIG. 4 is a rear elevational view thereof;

FIG. 5 is a top plan view thereof; and,

FIG. 6 is a bottom plan view thereof.

The broken lines shown in the drawings represent unclaimed portions of the design and form no part thereof.

**1 Claim, 1 Drawing Sheet**



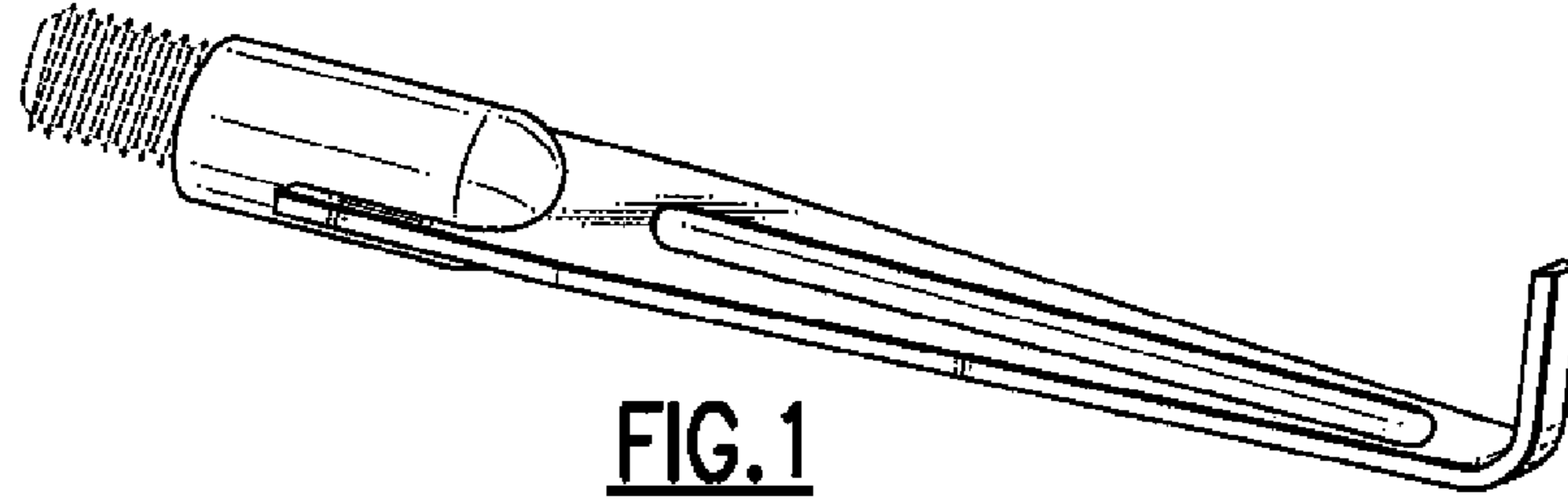


FIG. 1

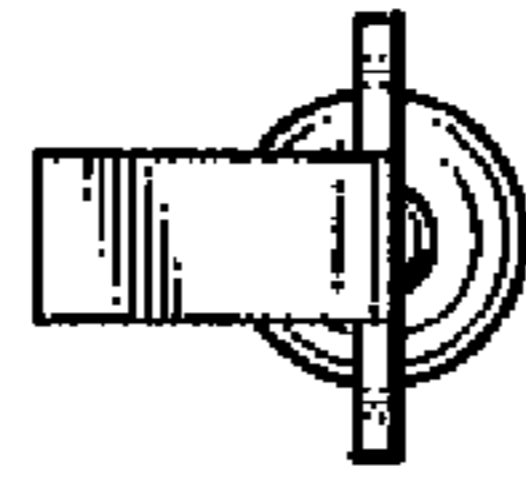


FIG. 5

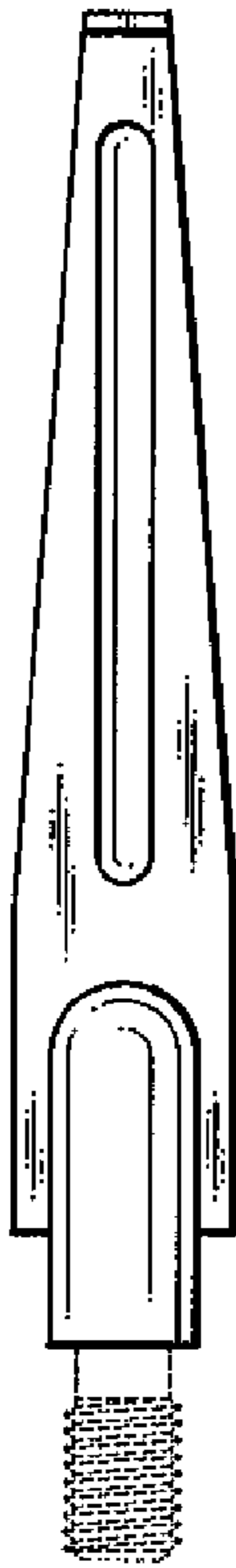


FIG. 3

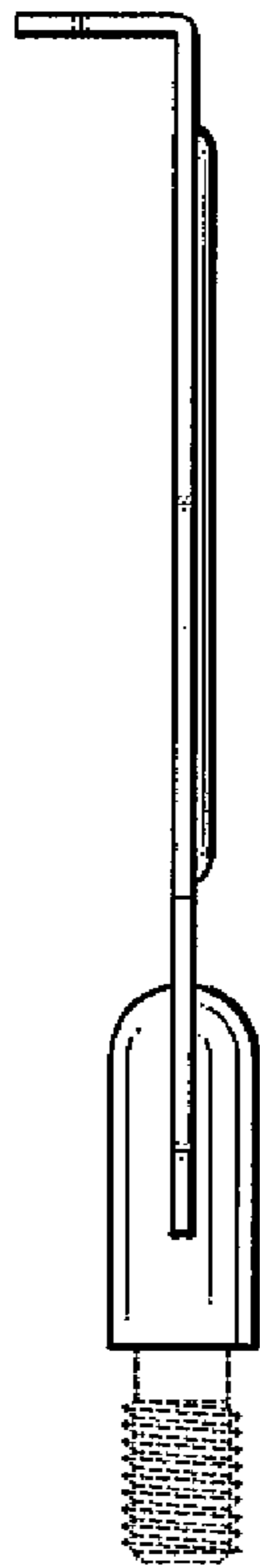


FIG. 2



FIG. 4

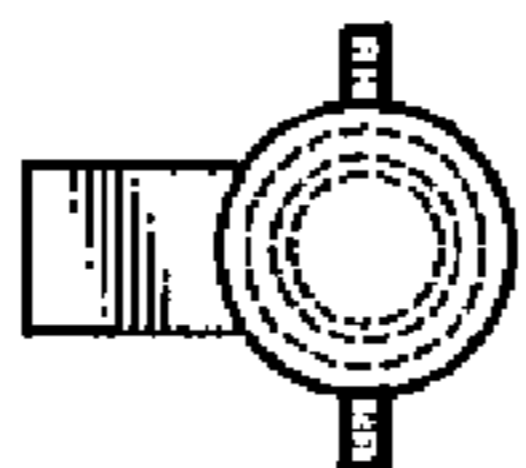


FIG. 6