



US00D589566S

(12) **United States Design Patent**
Lee

(10) **Patent No.:** **US D589,566 S**
(45) **Date of Patent:** **** Mar. 31, 2009**

(54) **LABEL HOLDER WITH STRAP**

(76) Inventor: **Jenny Lee**, 3195 Oakshire La., Chino Hills, CA (US) 91709

(**) Term: **14 Years**

(21) Appl. No.: **29/326,857**

(22) Filed: **Oct. 26, 2008**

Related U.S. Application Data

(63) Continuation-in-part of application No. 12/007,273, filed on Jan. 9, 2008.

(51) **LOC (9) Cl.** **20-03**

(52) **U.S. Cl.** **D20/42; D20/19**

(58) **Field of Classification Search** D20/10, D20/11, 19, 22, 27, 40, 43, 99; 40/1.5, 4.6, 40/124.01, 124.09, 299.01, 310, 340, 584, 40/591, 617, 631, 644.02, 644, 649, 651, 40/654.01, 661, 665; D2/610, 614, 623; D3/215, 227; D9/434; D19/65, 75, 77, 78, D19/84, 91, 100; 206/534; 224/221, 222; 248/44; 291/45, 51; 283/56, 71, 81
See application file for complete search history.

(56) **References Cited**

U.S. PATENT DOCUMENTS

1,221,572	A *	4/1917	Morton	40/310
1,403,100	A *	1/1922	Osburn	40/651
1,407,239	A *	2/1922	Weiss	281/51
1,471,716	A *	10/1923	Austin	40/340
1,771,658	A *	7/1930	Sherwood	40/651
1,850,369	A *	3/1932	Andrews	40/310
2,099,295	A *	11/1937	Canfield	281/45
2,203,155	A *	6/1940	Jullien et al.	40/665
D212,479	S *	10/1968	Price	D19/77

3,586,220	A *	6/1971	Reinsberg	224/221
D265,861	S *	8/1982	Walasek	D3/227
4,415,106	A *	11/1983	Connell et al.	224/221
D320,307	S *	10/1991	Walasek	D3/227
D332,970	S *	2/1993	Myers	D19/78
D341,488	S *	11/1993	Walasek	D3/227
5,480,037	A *	1/1996	Pope	211/50
6,085,449	A *	7/2000	Tsui	40/1.6
6,581,773	B2 *	6/2003	Kaplan	206/534
D505,785	S *	6/2005	Woody	D3/215

* cited by examiner

Primary Examiner—Janice E Seeger

Assistant Examiner—Mary Ann Calabrese

(74) *Attorney, Agent, or Firm*—Marc E. Hankin; Hankin Patent Law, APC

(57) **CLAIM**

The ornamental design for a label holder with strap, as shown and described.

DESCRIPTION

The dose keeper is intended to be used to fit around a medicine bottle so that a patient may easily track when doses of the medicine are taken.

FIG. 1 is a front view of the label holder with strap.

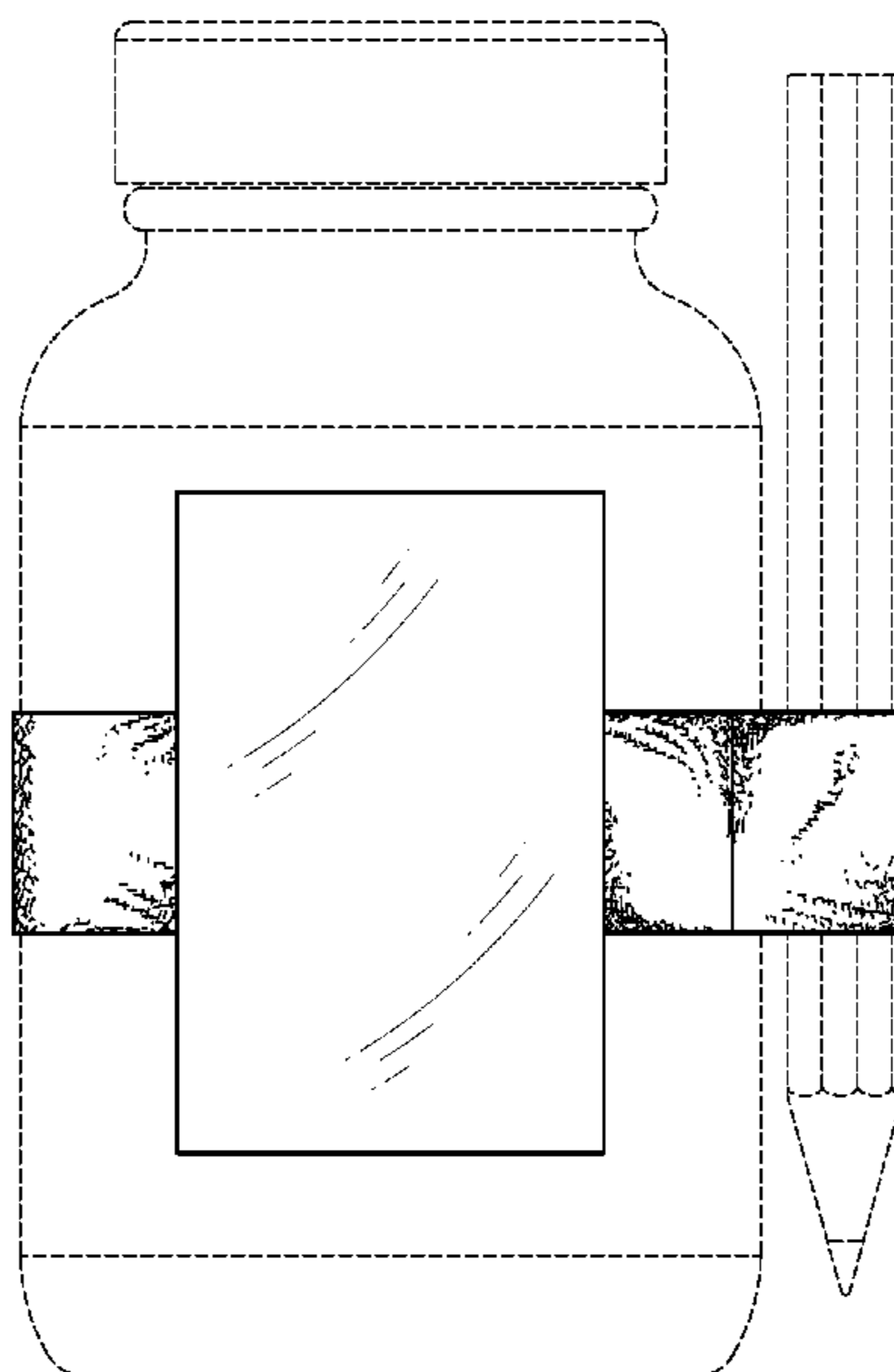
FIG. 2 is a side view of the label holder with strap; and,

FIG. 3 is a top, side, and front perspective view of the label holder with strap.

Any portion of the design not shown in the drawings forms no part of the claimed design and is hereby disclaimed.

The broken lines shown in the drawings disclose one possible environment related to the claimed design and form no part of the claimed design.

1 Claim, 3 Drawing Sheets



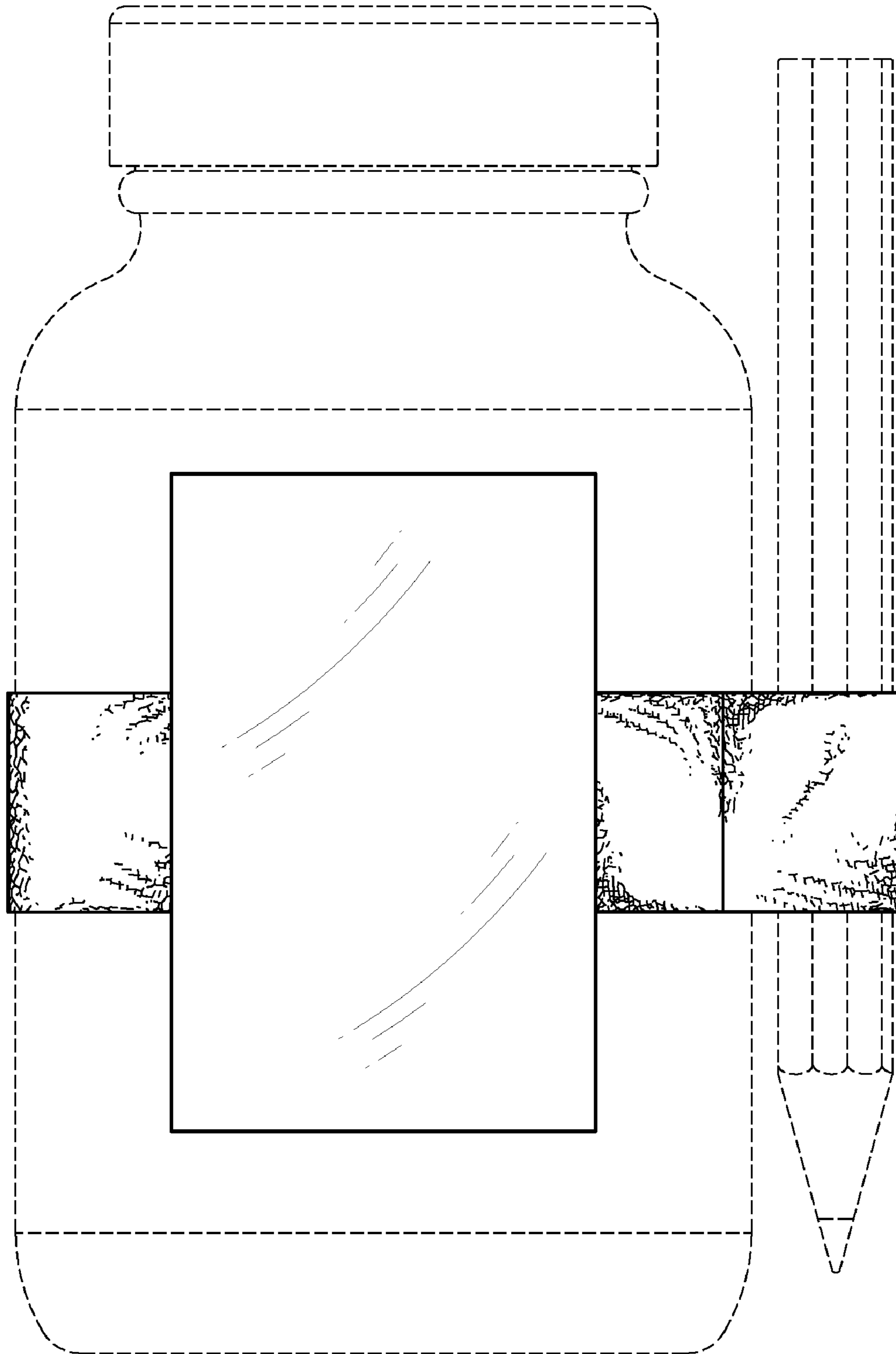


FIG. 1

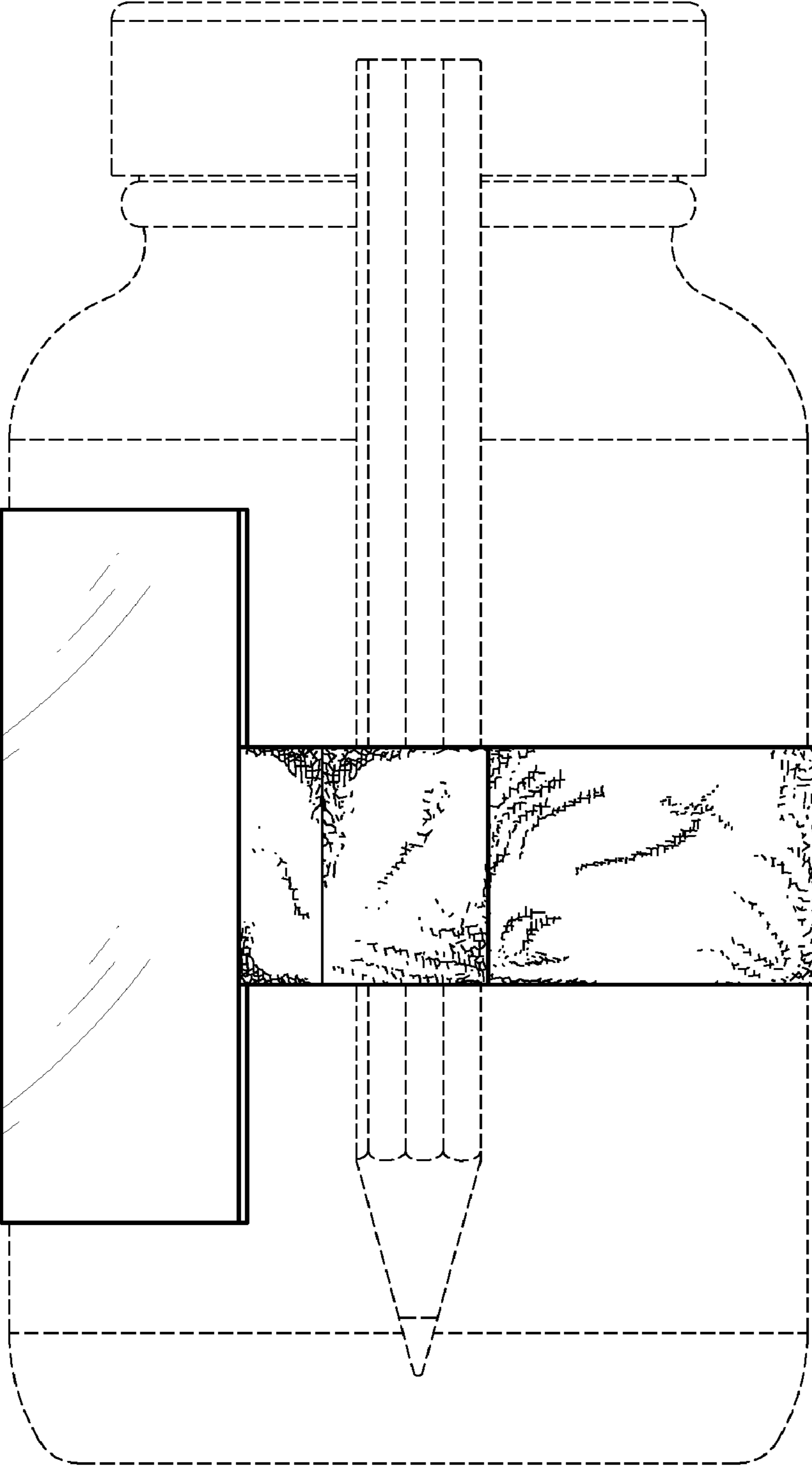


FIG. 2

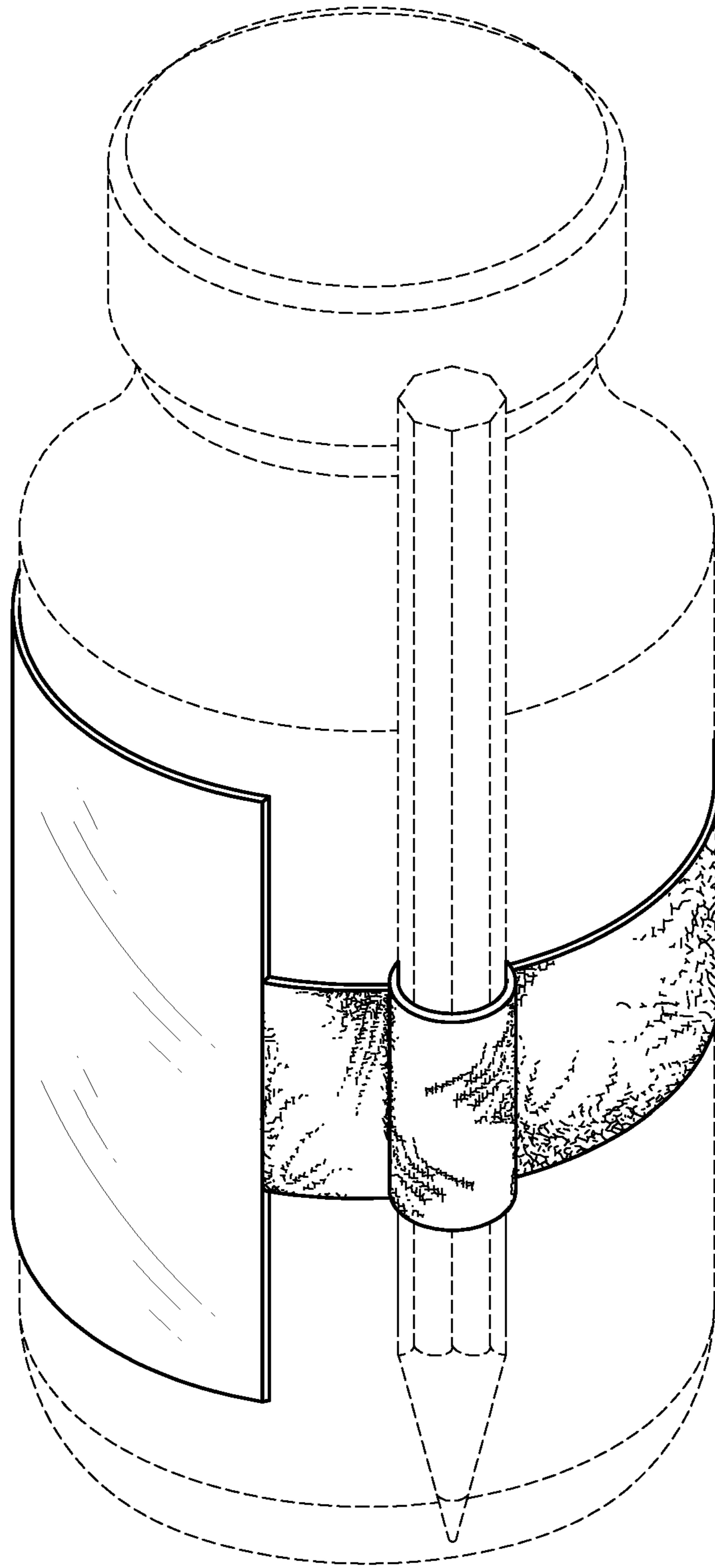


FIG. 3