



US00D589564S

(12) **United States Design Patent**
Newbill

(10) **Patent No.:** **US D589,564 S**
(45) **Date of Patent:** **** Mar. 31, 2009**

(54) **DECORATIVE SUPPORT FOR A STREET SIGN**

4,253,415 A * 3/1981 Ferch 116/63 P
D390,731 S * 2/1998 Paus D6/503
D419,195 S * 1/2000 Herbst D20/19
D566,778 S * 4/2008 Newbill D20/41

(76) Inventor: **Anthony J. Newbill**, P.O. Box 21360,
Wickenburg, AZ (US) 85358

* cited by examiner

(**) Term: **14 Years**

Primary Examiner—Caron Veynar

Assistant Examiner—Mary Ann Calabrese

(21) Appl. No.: **29/286,032**

(74) *Attorney, Agent, or Firm*—Schmeiser Olsen & Watts
LLP

(22) Filed: **Apr. 23, 2007**

(57) **CLAIM**

(51) **LOC (9) Cl.** **20-02**

(52) **U.S. Cl.** **D20/41**

(58) **Field of Classification Search** D20/10,
D20/17, 19, 20, 41-43, 99; 40/525, 538,
40/541, 584, 606.01, 606.18, 607.01, 607.03,
40/607.05, 612; D6/503; D99/32; 116/63 P;
211/70.2; 259/549

The ornamental design for a decorative support for a street sign, as shown and described.

See application file for complete search history.

DESCRIPTION

(56) **References Cited**

FIG. 1 is a front elevational view of the decorative support for a street sign, the rear side being a mirror image;

FIG. 2 is a side elevational view taken from the right side of FIG. 1;

FIG. 3 is a top plan view of FIG. 1; and,

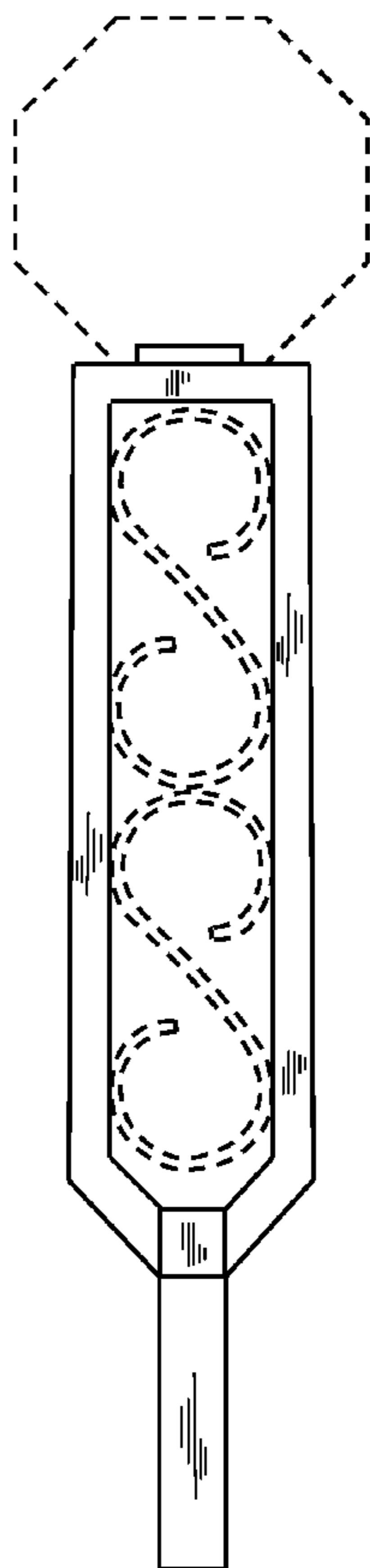
FIG. 4 is a bottom plan view of FIG. 1.

The broken lines showing in FIG. 1, FIG. 2, FIG. 3 and FIG. 4 are for environmental purposes only and form no part of the claimed design.

U.S. PATENT DOCUMENTS

1,687,276 A * 10/1928 Winkler 40/525
1,954,348 A * 4/1934 Deservi 359/549
D172,997 S * 9/1954 Stallings D99/32
3,058,504 A * 10/1962 Powers 211/70.2
D199,107 S * 9/1964 Kusel D99/32
D203,328 S * 12/1965 Cupp D20/17

1 Claim, 1 Drawing Sheet



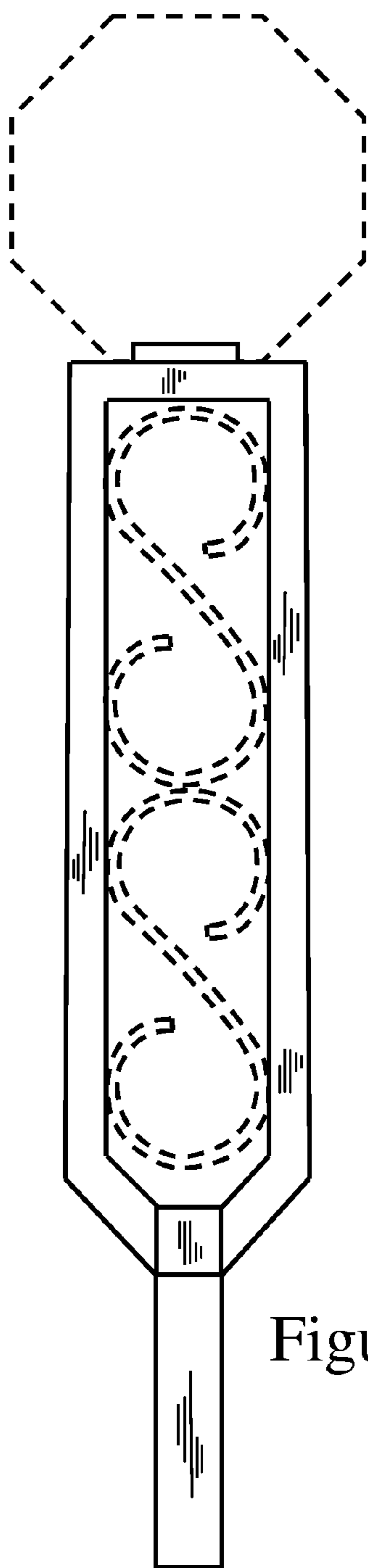


Figure 1



Figure 2

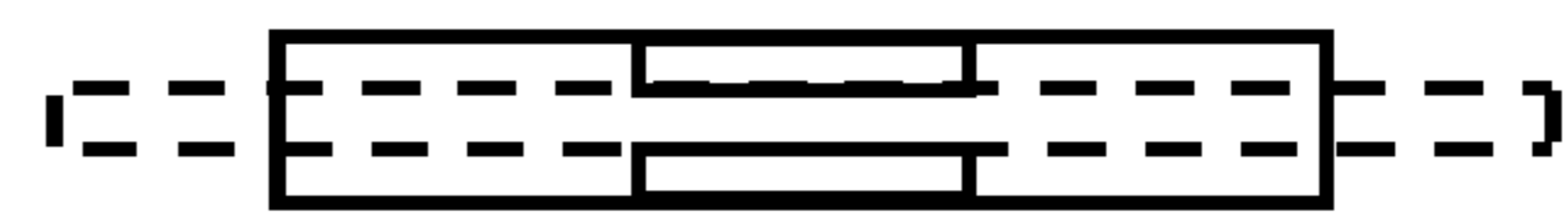


Figure 3



Figure 4