



US00D589558S

(12) **United States Design Patent**  
**Avenatti**

(10) **Patent No.:** **US D589,558 S**  
(45) **Date of Patent:** **\*\* Mar. 31, 2009**

(54) **WRITING INSTRUMENT**

(75) Inventor: **Fulvio Avenatti**, Settimo Torinese (IT)

(73) Assignee: **STILOLINEA S.r.l.**, San Mauro Torinese (Turin) (IT)

(\*\*) Term: **14 Years**

(21) Appl. No.: **29/250,868**

(22) Filed: **Dec. 4, 2006**

(51) **LOC (9) Cl.** ..... **19-06**

(52) **U.S. Cl.** ..... **D19/51**

(58) **Field of Classification Search** ..... D19/35, D19/36, 41, 42, 43, 44, 45, 46, 47, 48, 49, D19/50, 51, 53, 54, 55, 56, 57; 24/11 R, 24/11 F, 11 P; 401/6, 52, 99, 100, 104, 105, 401/106, 107, 108, 109, 192, 195, 196, 243, 401/244, 245, 256, 247

See application file for complete search history.

(56) **References Cited**

**U.S. PATENT DOCUMENTS**

- 1,750,032 A \* 3/1930 Timtiman ..... 257/41
- D81,254 S \* 5/1930 Parker ..... D19/48
- D182,311 S \* 3/1958 Steinberg ..... D19/51
- D365,364 S \* 12/1995 Tseng ..... D19/50
- D372,735 S \* 8/1996 Tseng ..... D19/51
- D385,912 S \* 11/1997 Byun ..... D19/36
- D391,292 S \* 2/1998 Kuo ..... D19/47
- D394,455 S \* 5/1998 Izushima ..... D19/48
- D399,874 S \* 10/1998 Boix Gacia ..... D19/51
- D430,210 S \* 8/2000 Shimizu ..... D19/51
- D433,448 S \* 11/2000 Rosenbaum ..... D19/51

- D436,375 S \* 1/2001 Rosenbaum ..... D19/51
- D440,601 S \* 4/2001 Sasaki ..... D19/43
- D442,991 S \* 5/2001 Smith ..... D19/47
- D458,636 S \* 6/2002 Shimizu ..... D19/48
- D463,492 S \* 9/2002 Kramer et al. .... D19/51
- D483,065 S \* 12/2003 Cetera ..... D19/36
- D503,428 S \* 3/2005 Chen ..... D19/36
- D540,385 S \* 4/2007 Qiu ..... D19/48
- D552,679 S \* 10/2007 Cetera ..... D19/51

**FOREIGN PATENT DOCUMENTS**

- EM 000042817-0001 \* 6/2003
- EM 000536586-0001 \* 5/2006

\* cited by examiner

*Primary Examiner*—Elizabeth A Albert

*Assistant Examiner*—Karen E Eldridge Powers

(74) *Attorney, Agent, or Firm*—Sughrue Mion, PLLC

(57) **CLAIM**

The ornamental design for a writing instrument, as shown.

**DESCRIPTION**

FIG. 1 is a right side elevational view of a writing instrument showing my new design;

FIG. 2 is a front elevational view thereof;

FIG. 3 is a left side elevational view thereof;

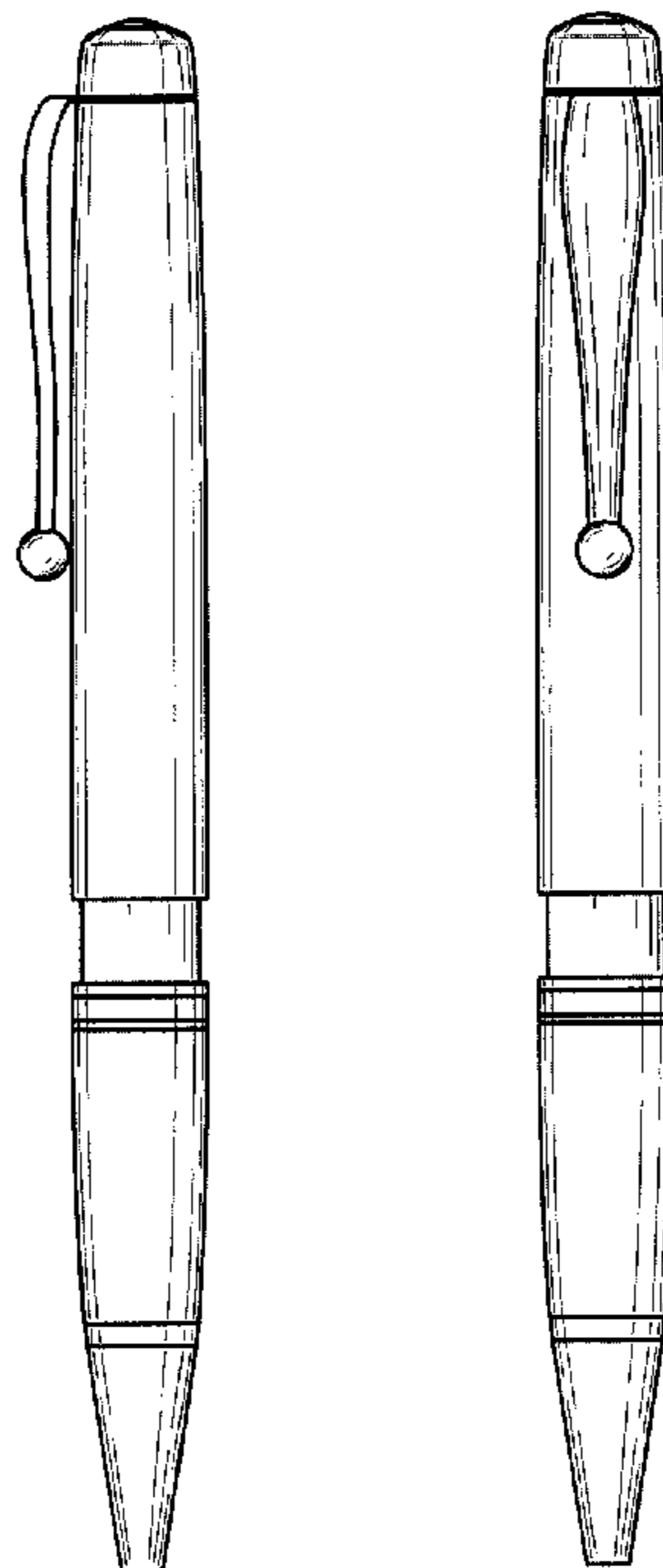
FIG. 4 is a rear elevational view thereof;


FIG. 5 is a top plan view thereof;

FIG. 6 is a bottom plan view thereof; and,


FIG. 7 is a perspective view of the top, front and right side thereof.

**1 Claim, 4 Drawing Sheets**

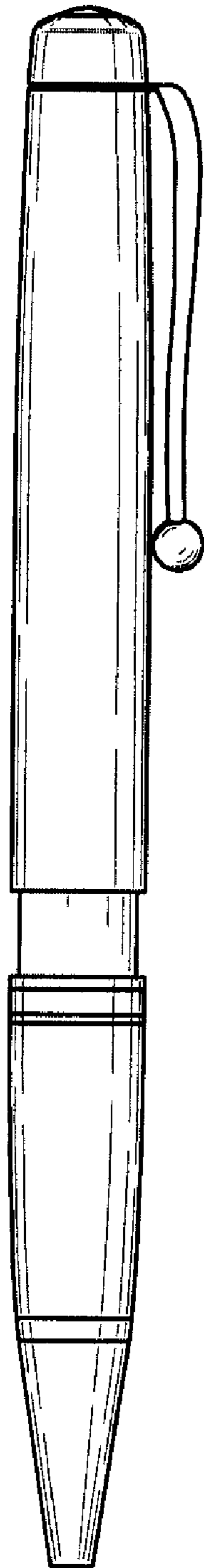





**Fig. 1**




**Fig. 2**




***Fig. 3***




***Fig. 4***



***Fig. 5***



***Fig. 6***



***Fig. 7***