



US00D589556S

(12) **United States Design Patent**
Keda

(10) **Patent No.:** **US D589,556 S**
(45) **Date of Patent:** **** Mar. 31, 2009**

(54) **HOUSING FOR WRITING INSTRUMENT OR ERASER**

(75) Inventor: **Tadashi Keda**, Kawagoe (JP)

(73) Assignee: **Kotobuki & Co., Ltd.**, Kawagoe-shi, Saitama-ken (JP)

(**) Term: **14 Years**

(21) Appl. No.: **29/274,024**

(22) Filed: **Mar. 21, 2007**

(30) **Foreign Application Priority Data**

Sep. 22, 2006 (JP) 2006-28635

(51) **LOC (9) Cl.** **19-06**

(52) **U.S. Cl.** **D19/45; D19/53**

(58) **Field of Classification Search** D19/41-51, D19/53-55; 401/6-7, 88, 99, 100, 104, 109, 401/209

See application file for complete search history.

(56) **References Cited**

U.S. PATENT DOCUMENTS

- 4,856,693 A 8/1989 Kageyama et al.
- D330,911 S * 11/1992 Tu D19/51
- D342,089 S * 12/1993 Anavil et al. D19/49
- D406,862 S * 3/1999 Schmidt et al. D19/51
- D445,131 S * 7/2001 Keda D19/51
- D456,845 S * 5/2002 Rommel D19/49
- D482,397 S * 11/2003 Hui D19/43

- D485,574 S * 1/2004 Keil D19/50
- D485,575 S * 1/2004 Lovell D19/51
- D489,403 S * 5/2004 Lin D19/43
- D539,348 S * 3/2007 Hamilton et al. D19/50
- D540,387 S * 4/2007 Losel D19/51
- D541,343 S * 4/2007 Losel D19/50
- D541,344 S * 4/2007 Hamilton et al. D19/50

* cited by examiner

Primary Examiner—Elizabeth A Albert

Assistant Examiner—Kelley A Donnelly

(74) *Attorney, Agent, or Firm*—McGinn IP Law Group, PLLC

(57) **CLAIM**

The ornamental design for a housing for writing instrument or eraser, as shown and described.

DESCRIPTION

FIG. 1 is a front elevational view of a housing for writing instrument or eraser, the left side view being a mirror image of the right side view;

FIG. 2 is a right side elevational view thereof, the left side view being a mirror image of the right side view;

FIG. 3 is a rear elevational view thereof;

FIG. 4 is a top plan view thereof;

FIG. 5 is a bottom plan view thereof;

FIG. 6 is a front perspective view thereof; and,

FIG. 7 is a front elevational view thereof.

1 Claim, 3 Drawing Sheets



FIG. 2




FIG. 1

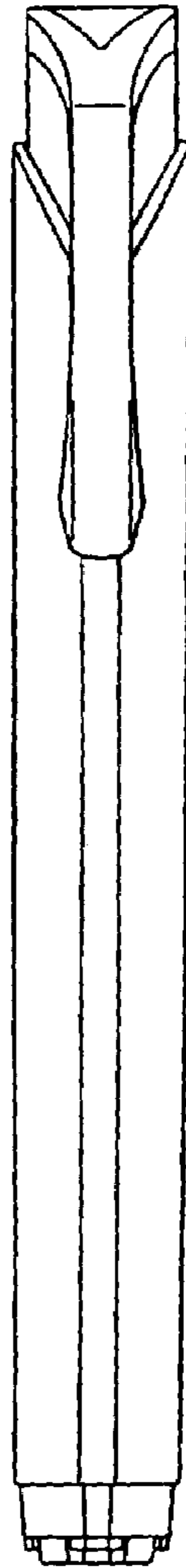


FIG. 3

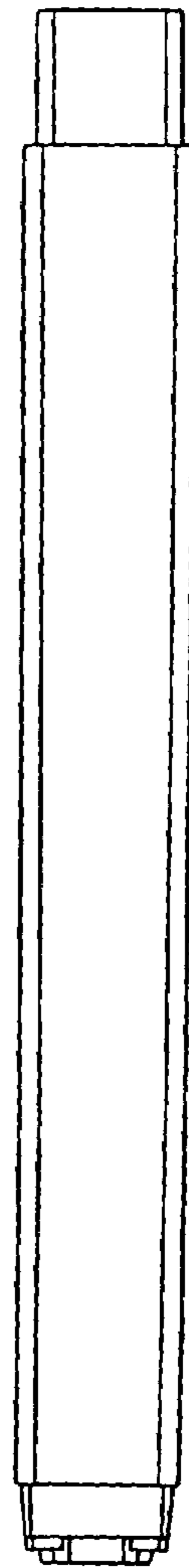


FIG. 6

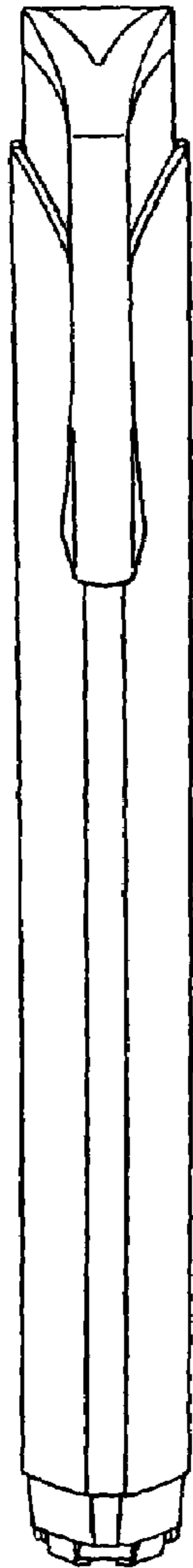


FIG. 4

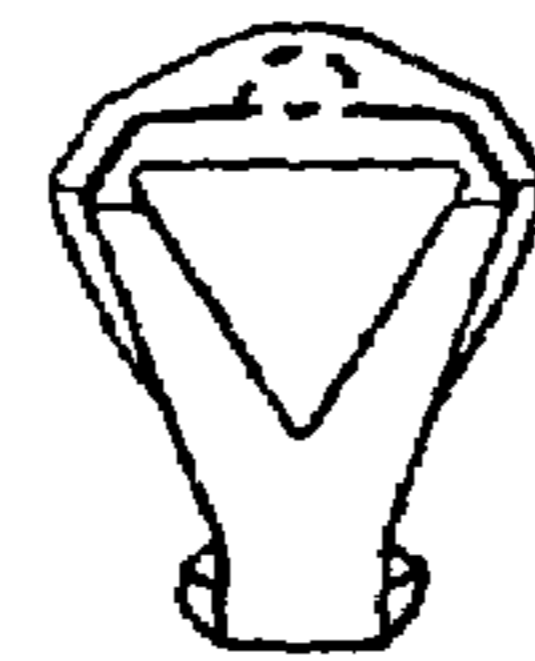


FIG. 5

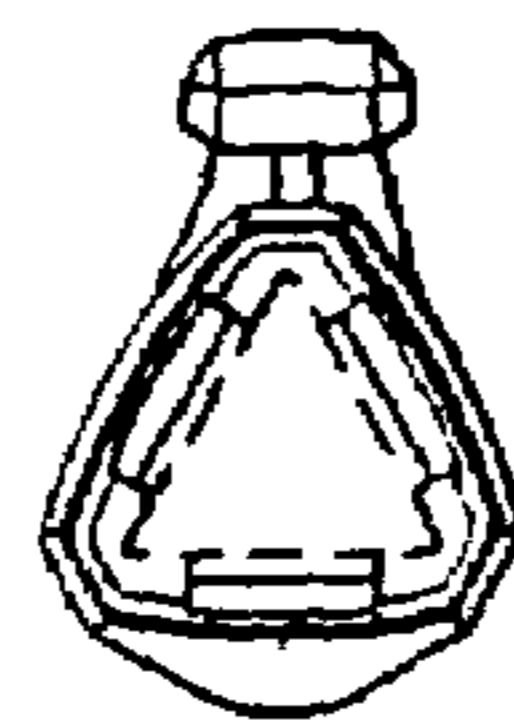


FIG. 7

