



US00D589552S

(12) **United States Design Patent**
Sulser et al.

(10) **Patent No.:** **US D589,552 S**
(45) **Date of Patent:** **** Mar. 31, 2009**

(54) **ACCESSORY FOR INK-JET PRINTER
CARTRIDGE**

(75) Inventors: **Daniel Sulser**, Wald (CH); **Roland
Steiner**, Eschenbach (CH)

(73) Assignee: **Pelikan Hardcopy Production AG**
(CH)

(**) Term: **14 Years**

(21) Appl. No.: **29/318,405**

(22) Filed: **May 20, 2008**

(30) **Foreign Application Priority Data**

Nov. 20, 2007 (EM) 000829239-0001

(51) **LOC (9) Cl.** **18-02**

(52) **U.S. Cl.** **D18/56**

(58) **Field of Classification Search** D18/40,
D18/43, 56; 347/86-87

See application file for complete search history.

(56) **References Cited**

U.S. PATENT DOCUMENTS

5,531,055	A *	7/1996	Sell et al.	347/85
5,581,287	A *	12/1996	Baezner et al.	347/85
5,838,352	A *	11/1998	Martinez	347/87
5,845,682	A *	12/1998	Hayao	347/86
5,966,156	A *	10/1999	Scheffelin et al.	347/86
D422,632	S *	4/2000	Chung et al.	D18/56
D423,564	S *	4/2000	Canfield et al.	D18/56
6,048,054	A	4/2000	Ando et al.	
D430,600	S *	9/2000	Murcia et al.	D18/56
D473,895	S *	4/2003	Yan	D18/56
D473,896	S *	4/2003	Yan	D18/56

6,619,344	B2 *	9/2003	Schonfelder et al.	141/330
D494,216	S *	8/2004	Yan	D18/56
D496,685	S *	9/2004	Lui et al.	D18/56
D496,686	S *	9/2004	Lui et al.	D18/56
6,799,610	B2 *	10/2004	Yuen	347/85
6,971,740	B2 *	12/2005	Yuen	347/85
D517,598	S *	3/2006	Yan	D18/56
D517,600	S *	3/2006	Lui	D18/56
7,300,138	B2 *	11/2007	Corner et al.	347/84
7,325,909	B2 *	2/2008	Yuen	347/85

FOREIGN PATENT DOCUMENTS

EP 1651444 B1 2/2007

* cited by examiner

Primary Examiner—Cathy Anne MacCormac

(74) *Attorney, Agent, or Firm*—Michael Best & Friedrich
LLP

(57) **CLAIM**

We claim the ornamental design for an accessory for an
ink-jet printer cartridge.

DESCRIPTION

FIG. 1 is a perspective view of an accessory for an ink-jet
printer cartridge embodying the present invention;

FIG. 2 is a top view thereof;

FIG. 3 is a side view thereof;

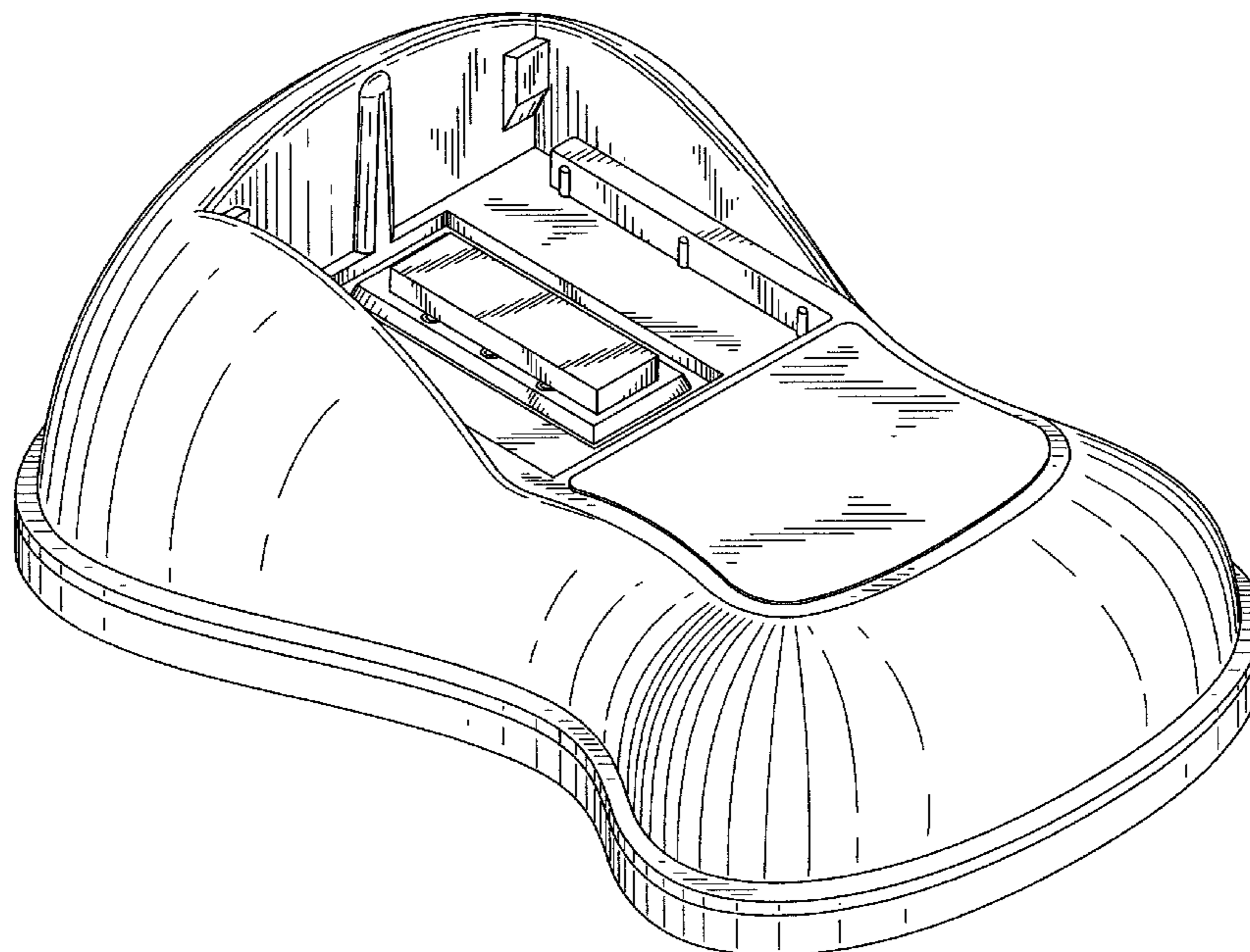
FIG. 4 is an opposite side view thereof;

FIG. 5 is a rear view thereof;

FIG. 6 is a front view thereof; and,

FIG. 7 is a bottom view thereof.

1 Claim, 7 Drawing Sheets



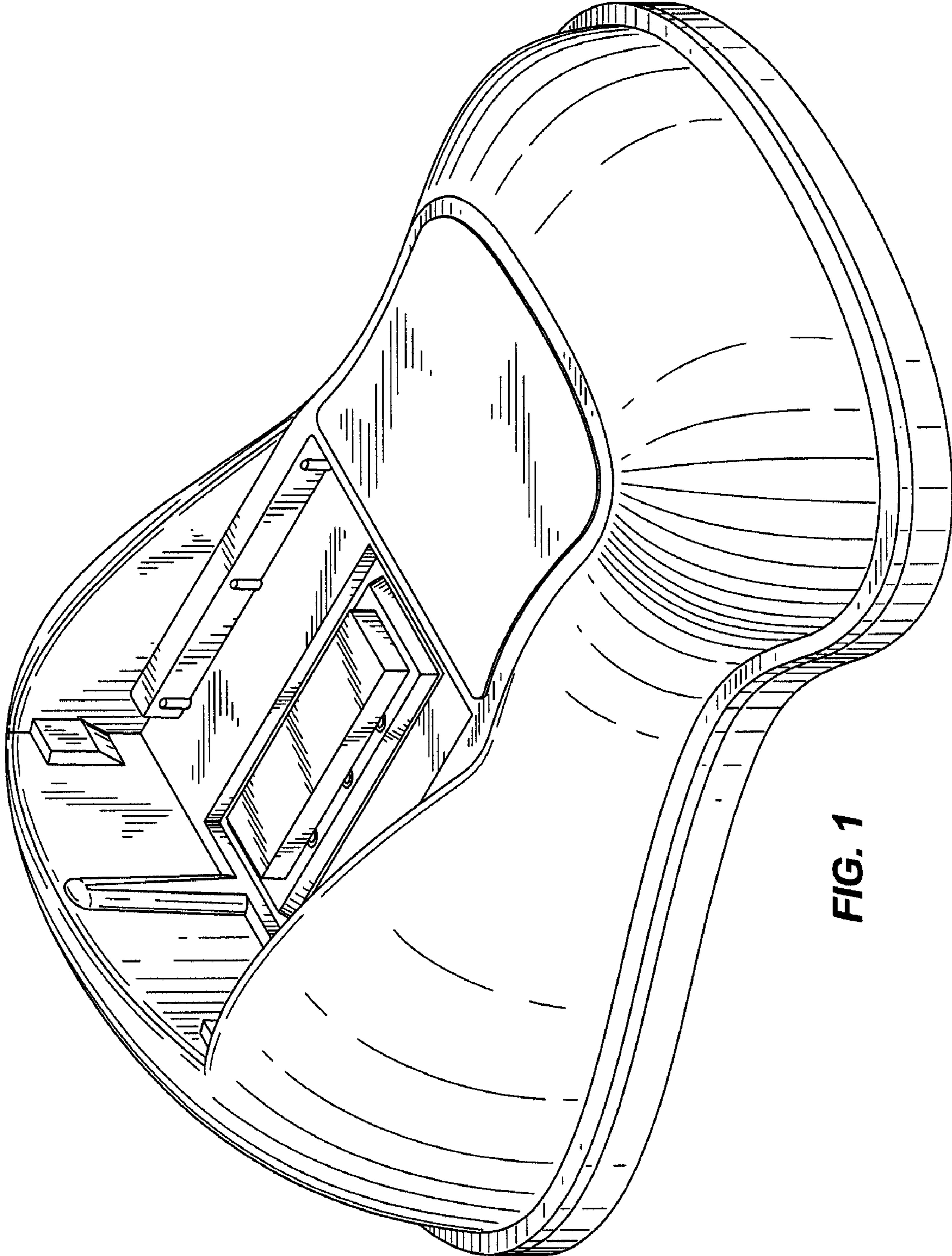


FIG. 1

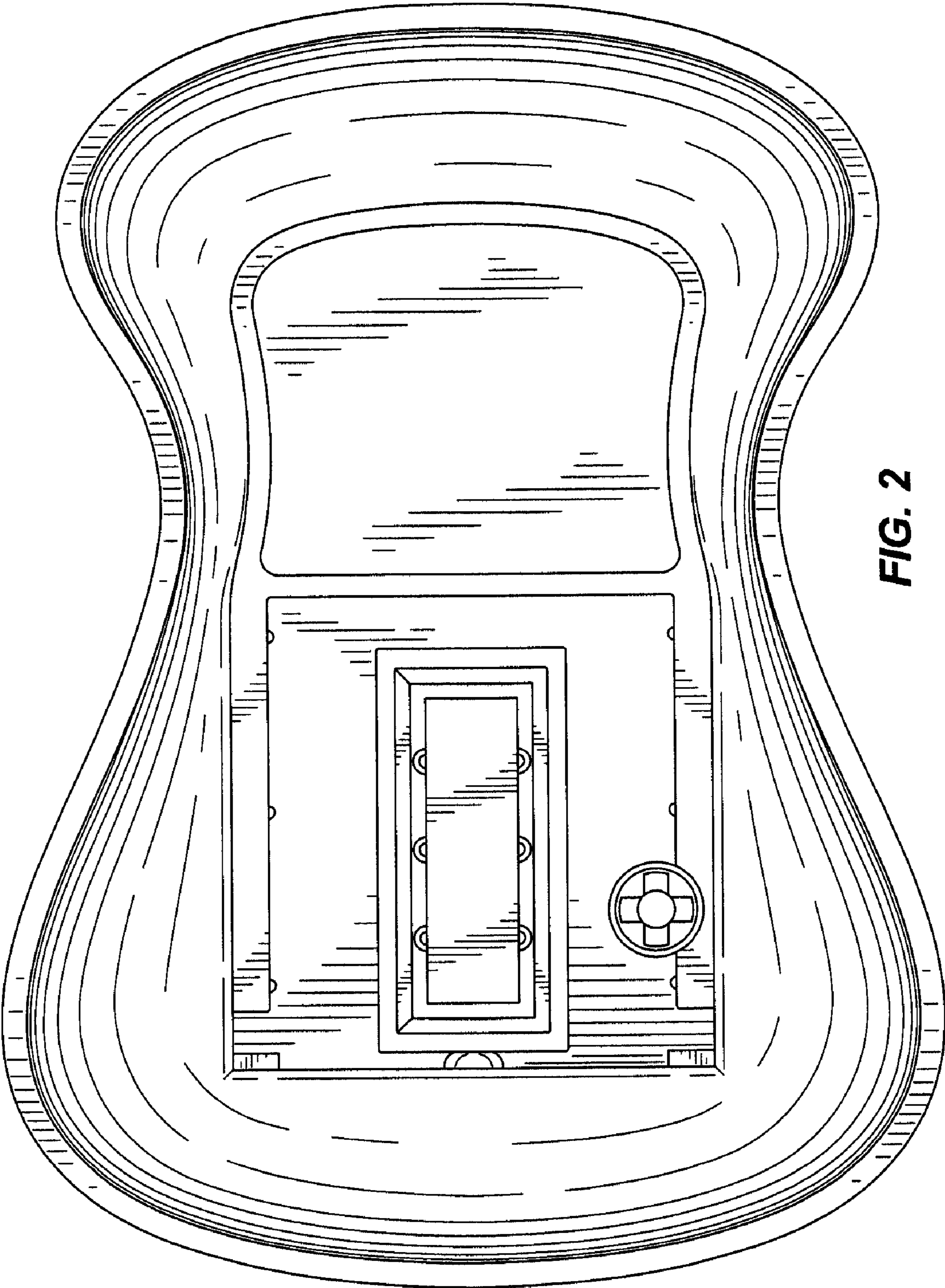


FIG. 2

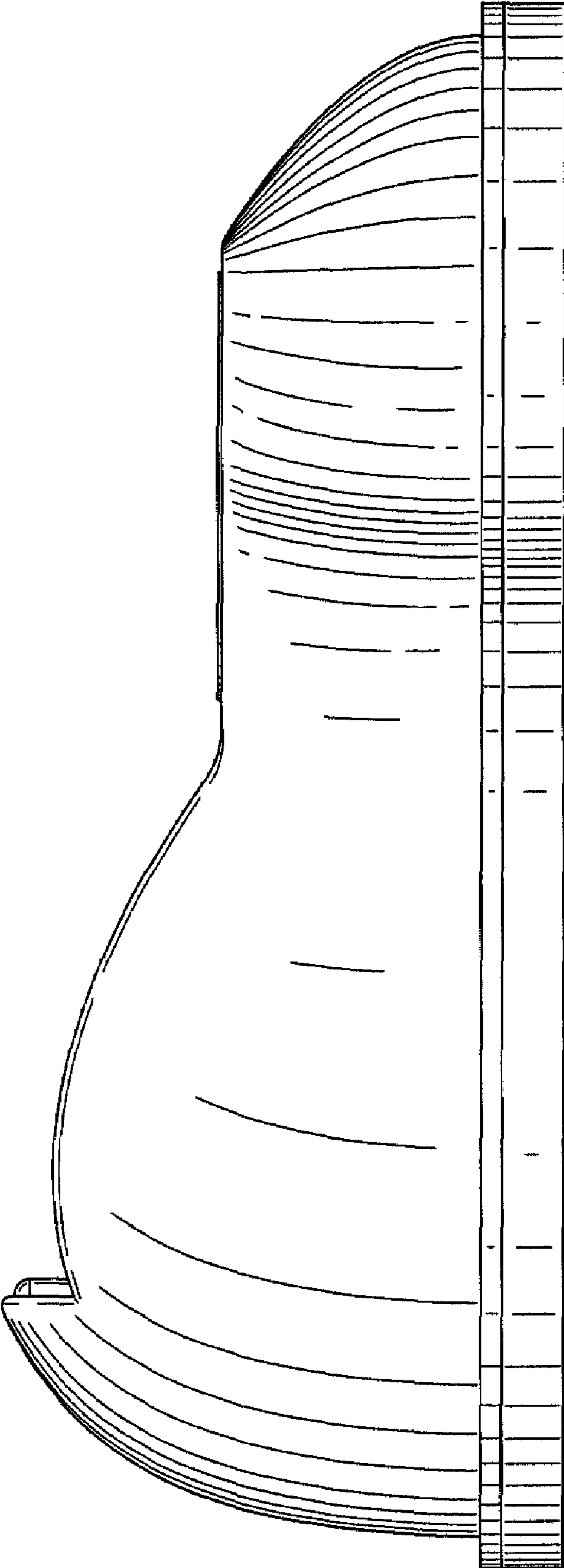


FIG. 3

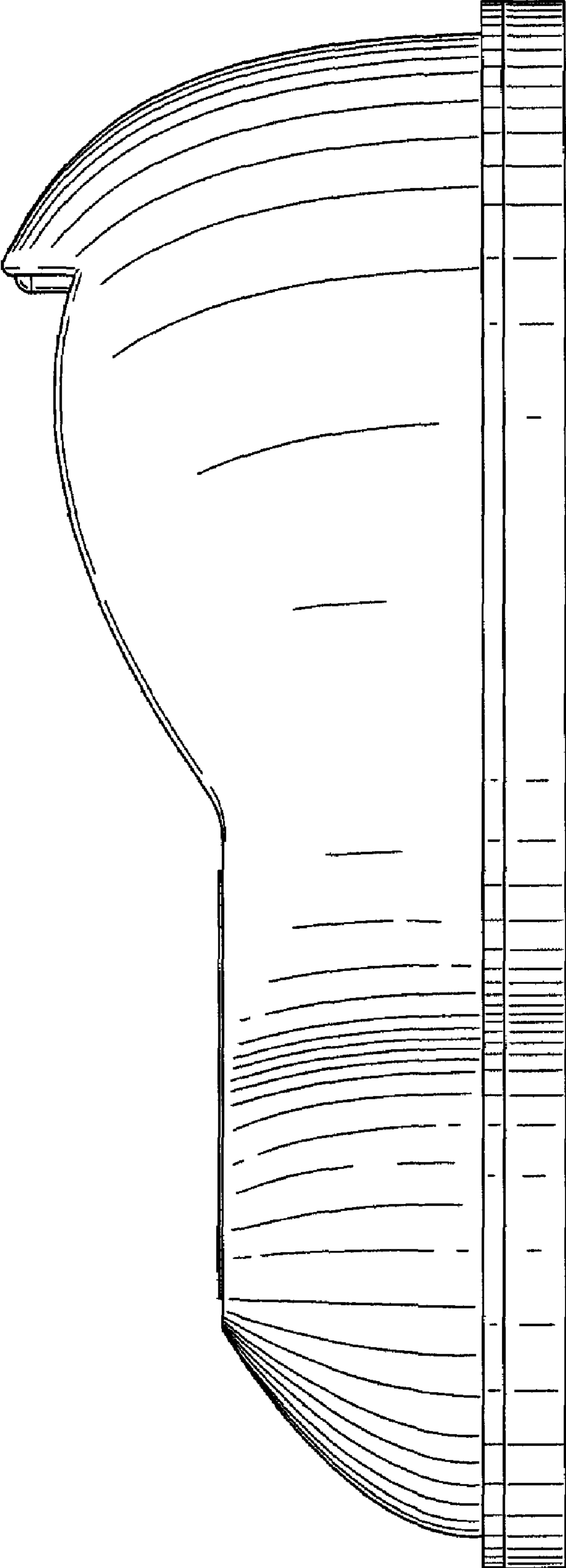


FIG. 4

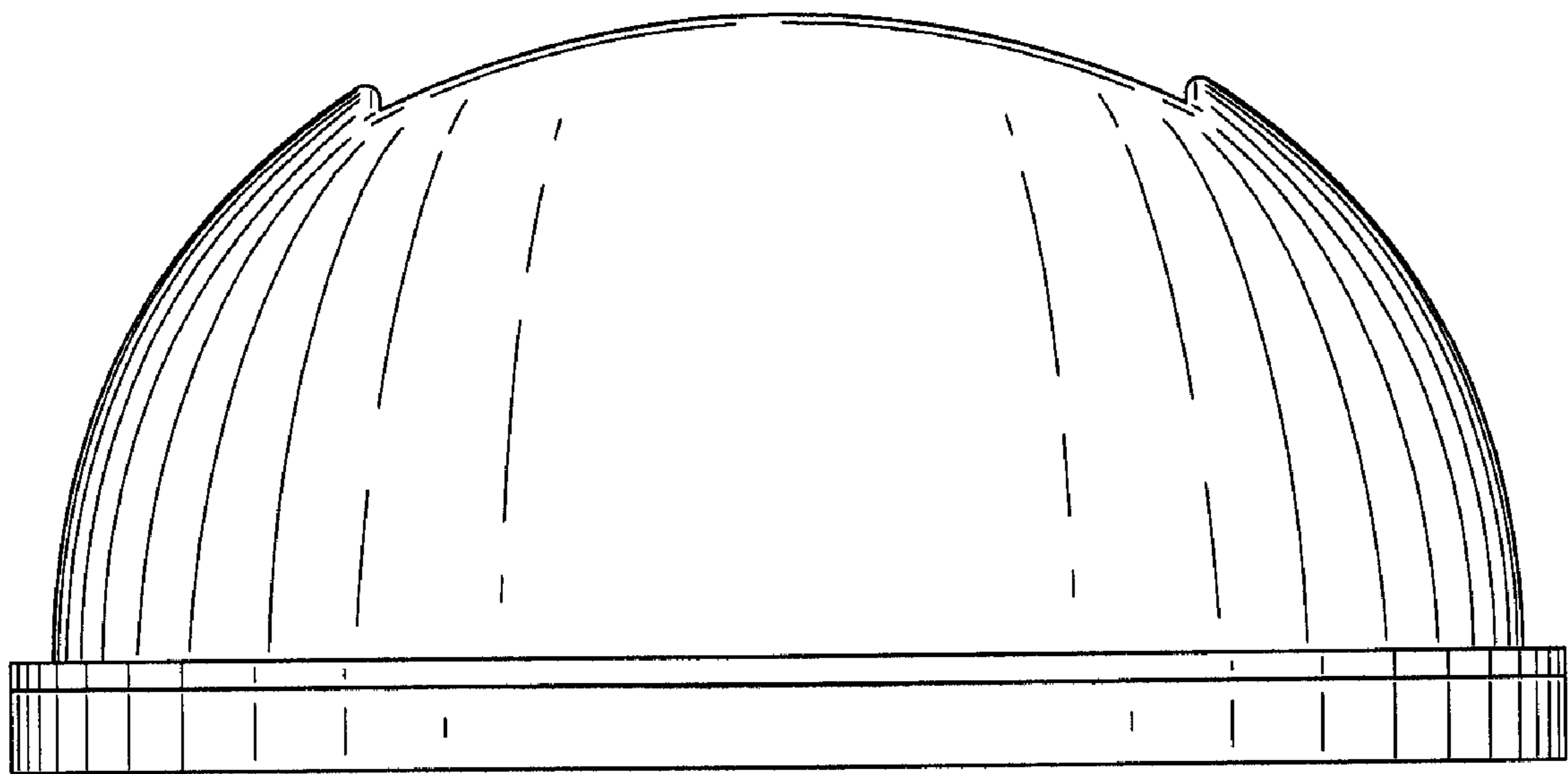


FIG. 5




FIG. 6

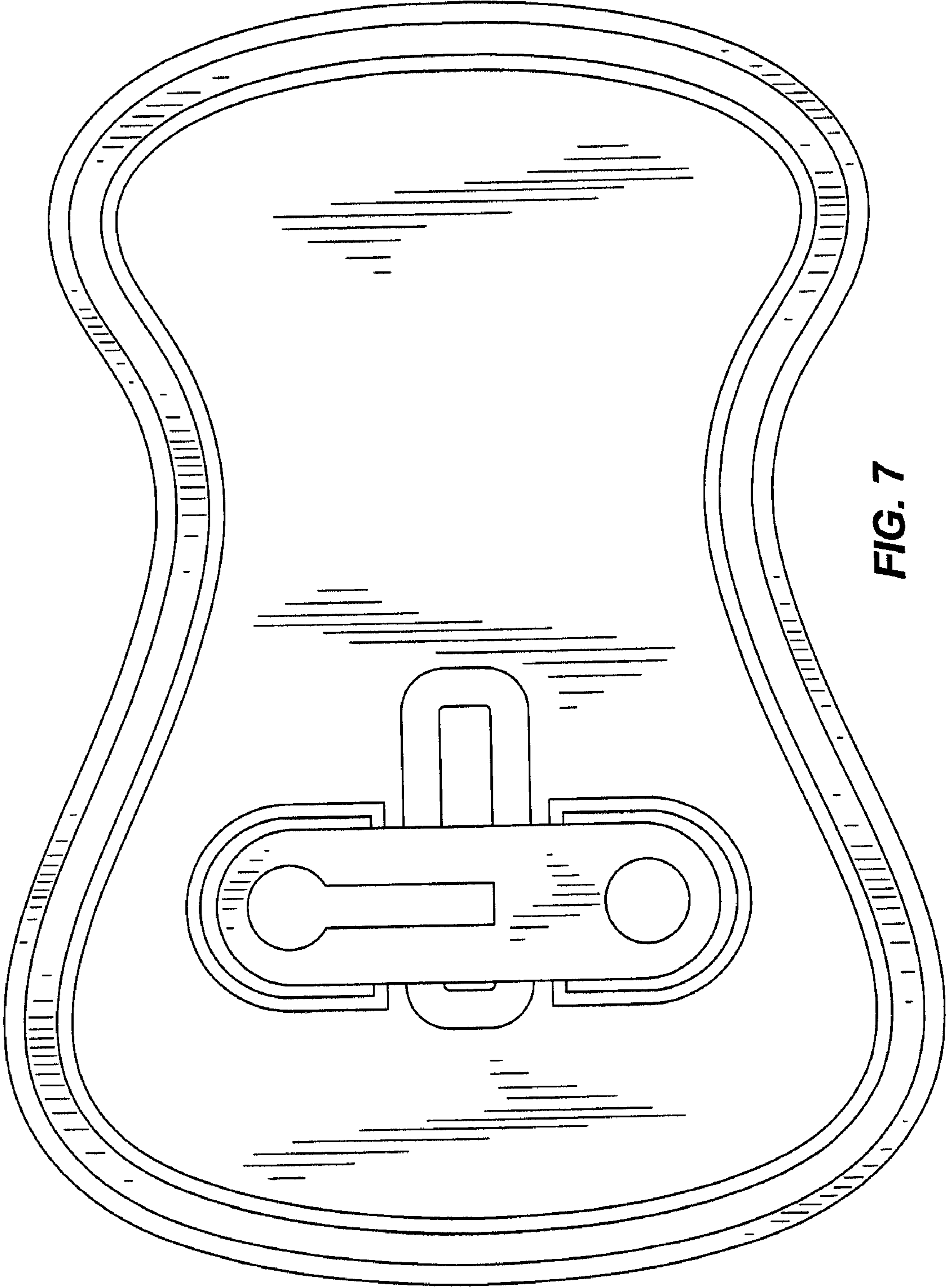


FIG. 7