



US00D589549S

(12) **United States Design Patent**
Chan

(10) **Patent No.:** **US D589,549 S**
(45) **Date of Patent:** **** Mar. 31, 2009**

(54) **JINGLE STICK**

D386,779 S * 11/1997 Burgos D17/22
6,316,709 B1 * 11/2001 Nanberg et al. 84/422.4
D473,260 S 4/2003 Izen et al.

(75) Inventor: **Yum Ho Wilbur Chan**, Kowloon (HK)

(73) Assignee: **Legendary Sound International Ltd.**,
Tortola (VG)

(**) Term: **14 Years**

(21) Appl. No.: **29/304,114**

(22) Filed: **Feb. 25, 2008**

(51) **LOC (9) Cl.** **17-04**

(52) **U.S. Cl.** **D17/22**

(58) **Field of Classification Search** D17/22,
D17/99; 84/402, 406, 411 R, 418, 420, 422.4,
84/DIG. 12; D21/405, 406

See application file for complete search history.

(56) **References Cited**

U.S. PATENT DOCUMENTS

1,084,718 A * 1/1914 Wanamaker 446/419
D46,979 S * 2/1915 Watrous D21/406
D220,002 S * 2/1971 Barker D17/22
4,269,105 A * 5/1981 Salmon 84/402
4,370,912 A * 2/1983 Glynn 84/418
D295,872 S * 5/1988 Koumarios D17/22
D356,122 S * 3/1995 Bodo D21/406

* cited by examiner

Primary Examiner—Ian Simmons

Assistant Examiner—R. Johnson

(74) *Attorney, Agent, or Firm*—Intellectual Property Law
Group LLP; Otto O. Lee; Juneko Jackson

(57) **CLAIM**

The ornamental design for a jingle stick, as shown and
described.

DESCRIPTION

FIG. 1 is a perspective view of a jingle stick embodying my
design;


FIG. 2 is a front view thereof, the rear view being a mirror
image thereof;

FIG. 3 is a side view thereof;

FIG. 4 is a top plan view thereof; showing the bells perpen-
dicular to the stick; and,

FIG. 5 is a bottom plan view thereof; showing the bells
perpendicular to the stick.

1 Claim, 2 Drawing Sheets






FIG. 1

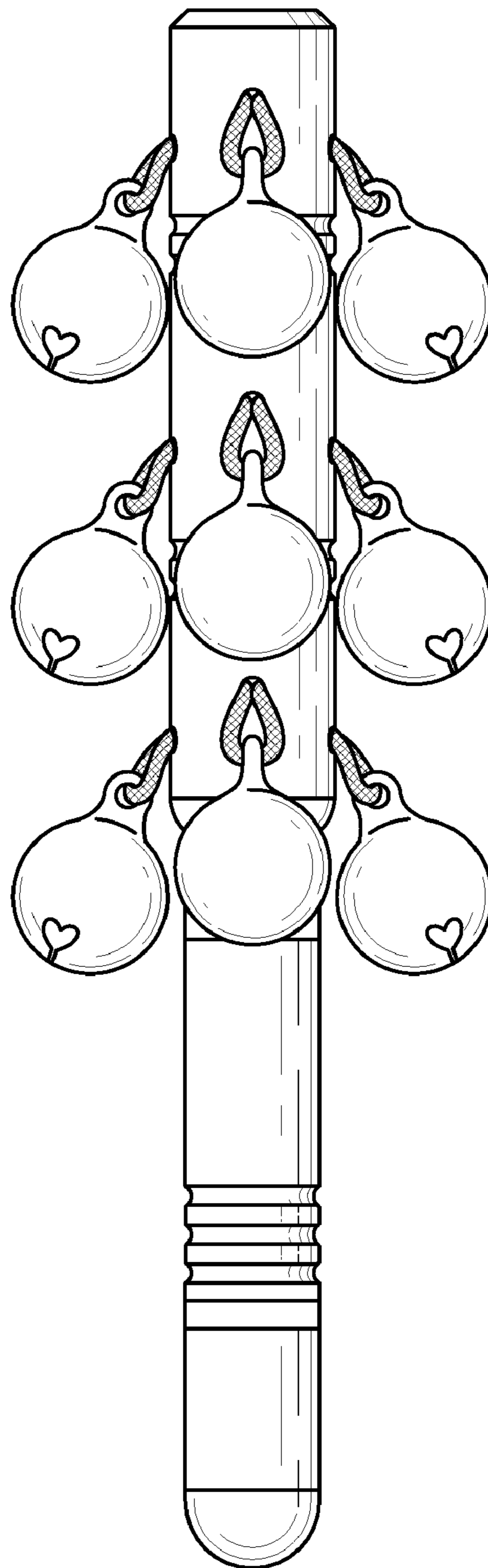


FIG. 2

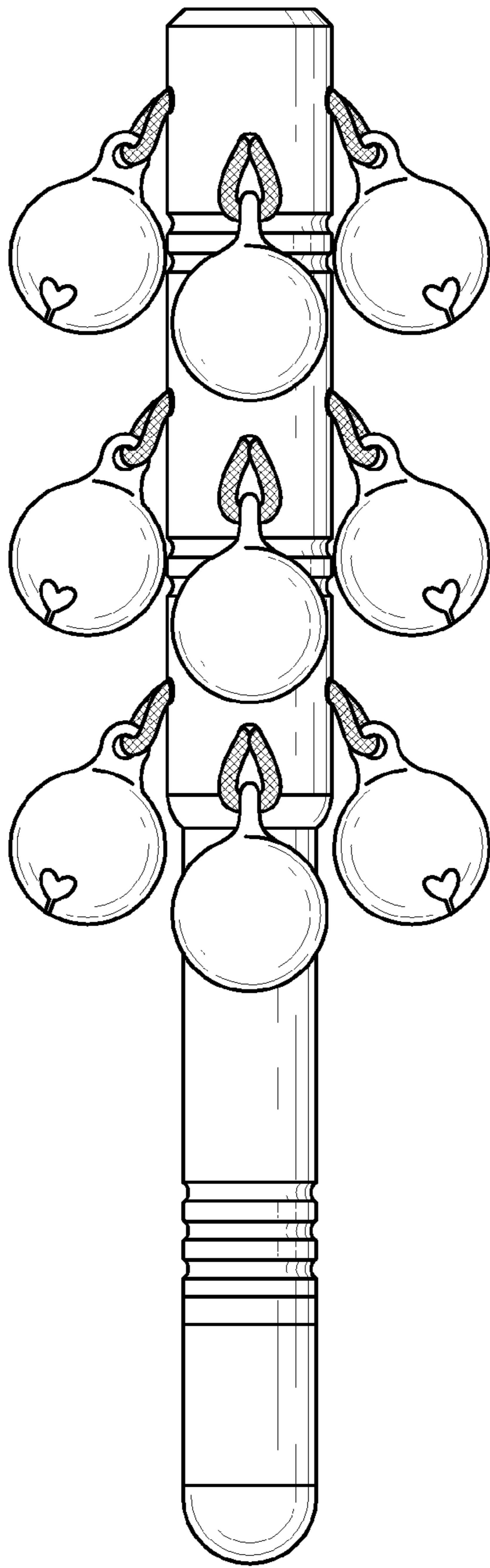


FIG. 3

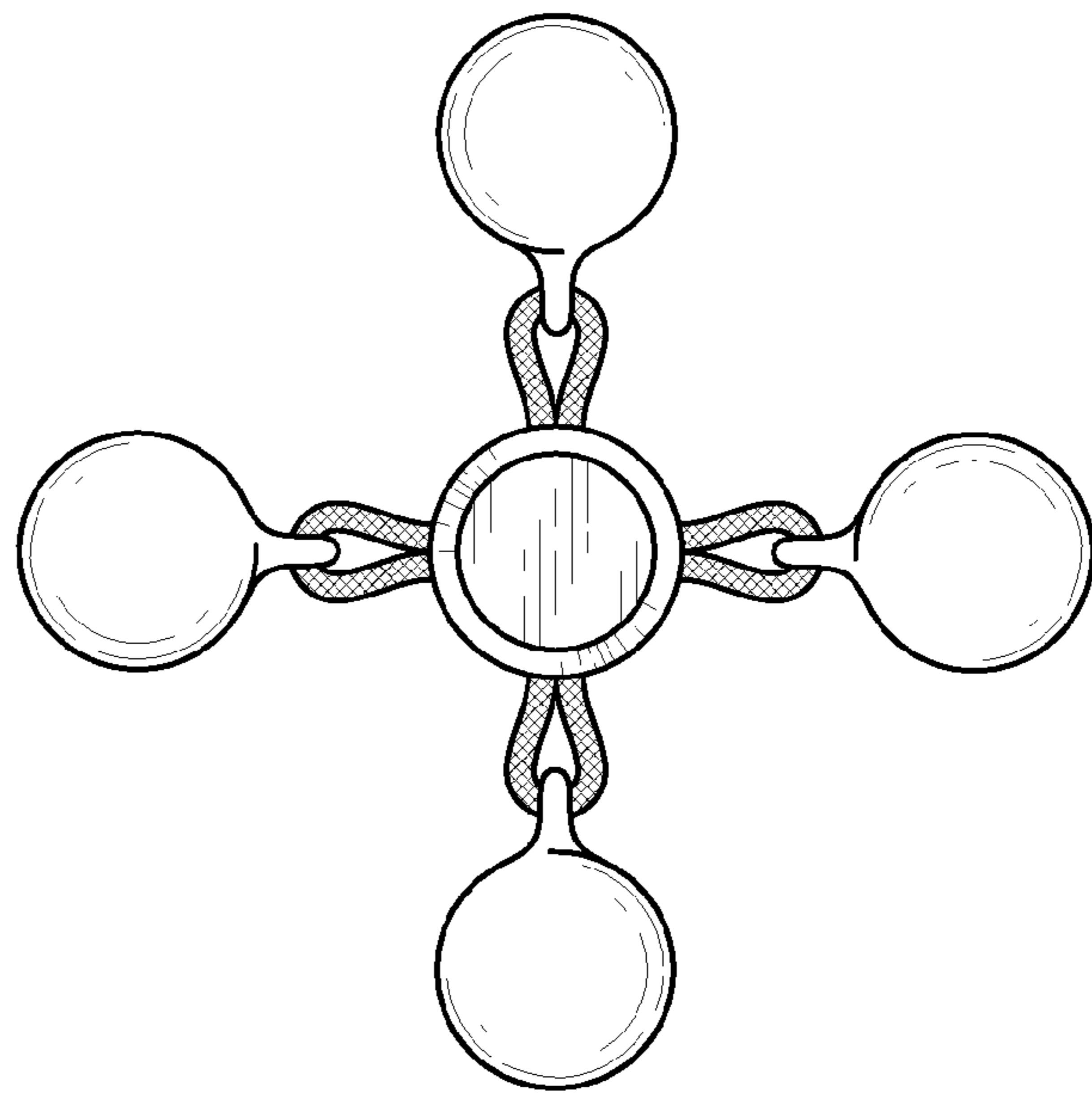


FIG. 4




FIG. 5