



US00D589541S

(12) **United States Design Patent**
Park

(10) **Patent No.:** **US D589,541 S**

(45) **Date of Patent:** **** Mar. 31, 2009**

(54) **GRINDING WHEEL**

(76) **Inventor:** **Rin soon Park**, #1-401, Yongsang
Apartment, 22/7, 150-3, Wonjong
1-dong, Ojeong-gu, Bucheon-si,
Gyeonggi-do (KR) 421-201

(**) **Term:** **14 Years**

(21) **Appl. No.:** **29/306,340**

(22) **Filed:** **Apr. 8, 2008**

(30) **Foreign Application Priority Data**

Oct. 8, 2007 (KR) 30-2007-0041730

(51) **LOC (9) Cl.** **15-09**

(52) **U.S. Cl.** **D15/126**

(58) **Field of Classification Search** D8/63,
D8/70; D15/126, 138, 139; 30/307, 346,
30/347, 355, 388, 389, 390; 51/296; 83/478,
83/663, 676, 835, 839, 848, 852, 854, 855;
125/15, 18, 230, 231; 451/41, 47, 56, 259,
451/324, 359, 420, 443, 490, 510, 523, 533,
451/540, 541, 542, 544, 545, 547, 548-551
See application file for complete search history.

(56) **References Cited**

U.S. PATENT DOCUMENTS

3,711,999 A * 1/1973 Held D15/126
5,911,620 A * 6/1999 Spangenberg et al. 451/548
6,196,911 B1 * 3/2001 Preston et al. 451/548
6,299,522 B1 * 10/2001 Lee 451/548

D463,965 S * 10/2002 Lee et al. D8/70
D474,954 S * 5/2003 Kim et al. D8/70
D477,207 S * 7/2003 Kim et al. D8/70
D486,839 S * 2/2004 Sunagawa et al. D15/126
D494,196 S * 8/2004 Jeong D15/126
6,814,657 B2 * 11/2004 Spangenberg et al. 451/548
D519,530 S * 4/2006 Thysell et al. D15/126
D548,757 S * 8/2007 Ruan D15/126
2006/0189268 A1 * 8/2006 Falk 451/359

* cited by examiner

Primary Examiner—Sandra Snapp

Assistant Examiner—Patricia Palasik

(74) *Attorney, Agent, or Firm*—Schweitzer Cornman Gross &
Bondell LLP

(57) **CLAIM**

The ornamental design for a grinding wheel, as shown and
described.

DESCRIPTION

FIG. 1 is a perspective view of the grinding wheel of the
present invention;

FIG. 2 is a front elevation view thereof;

FIG. 3 is a rear elevation view thereof;

FIG. 4 is a left side elevation view thereof;

FIG. 5 is a right side elevation view thereof;

FIG. 6 is a top plan view thereof; and,

FIG. 7 is a bottom plan view thereof.

1 Claim, 7 Drawing Sheets

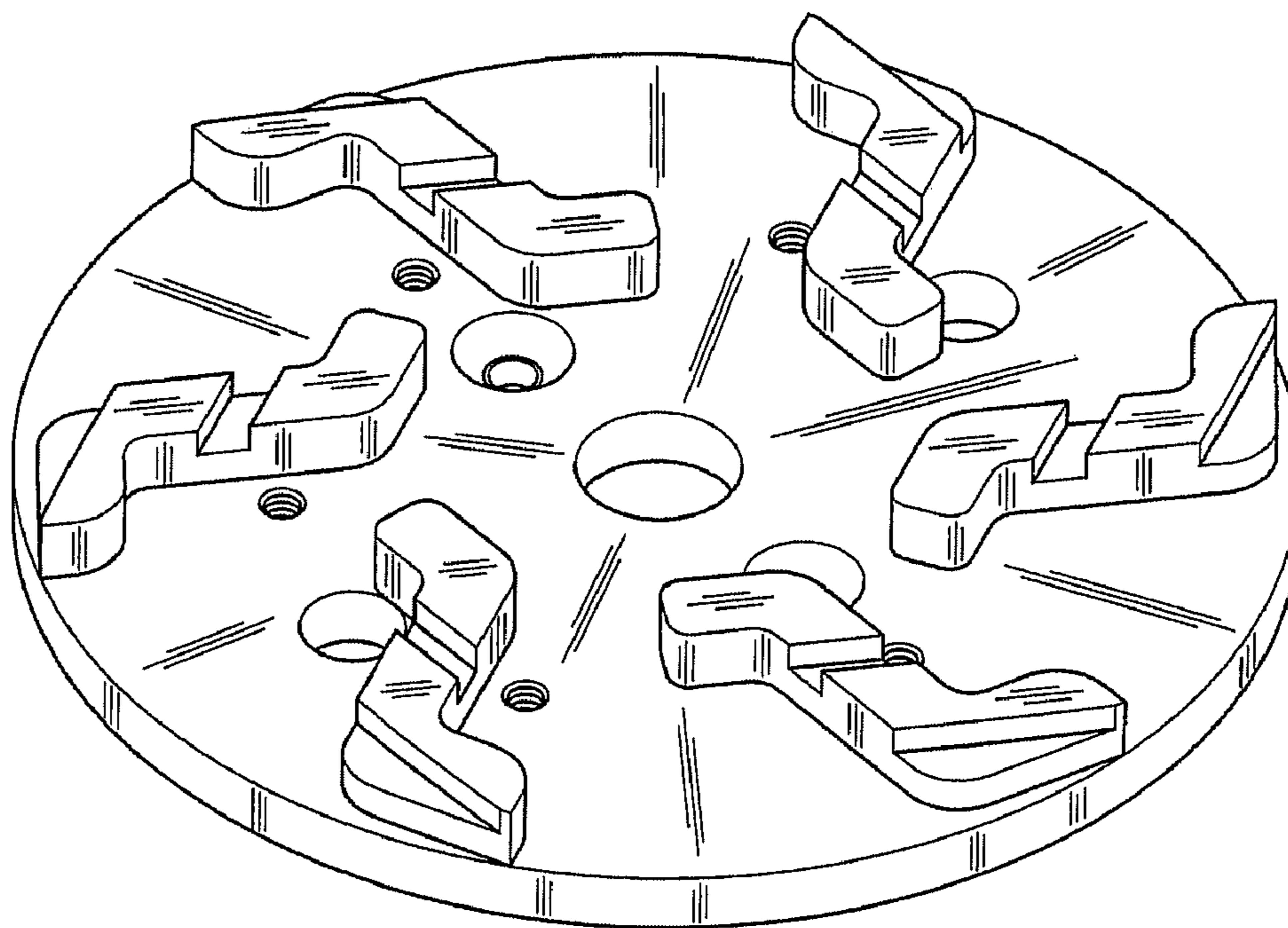


Fig. 1

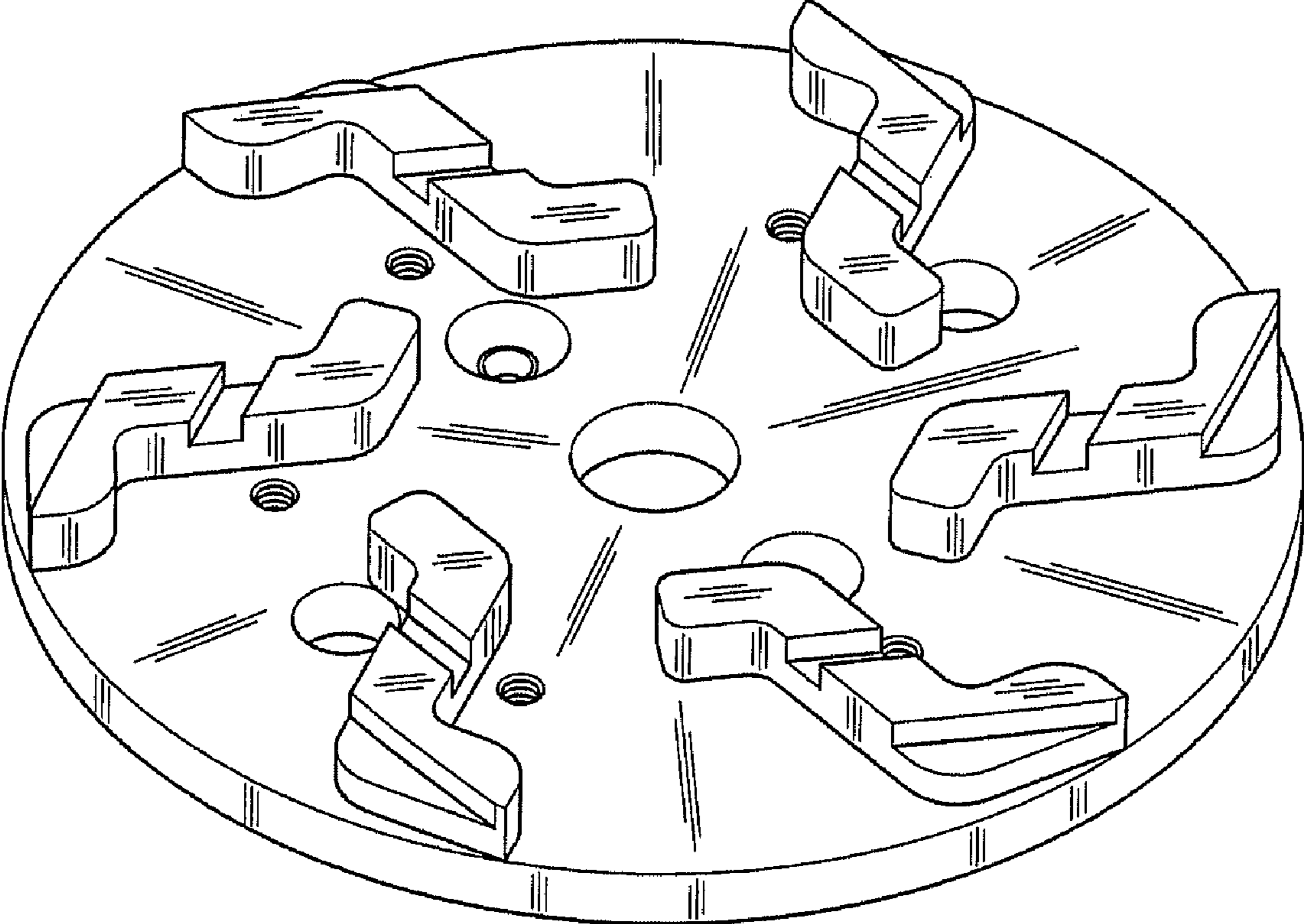


Fig. 2

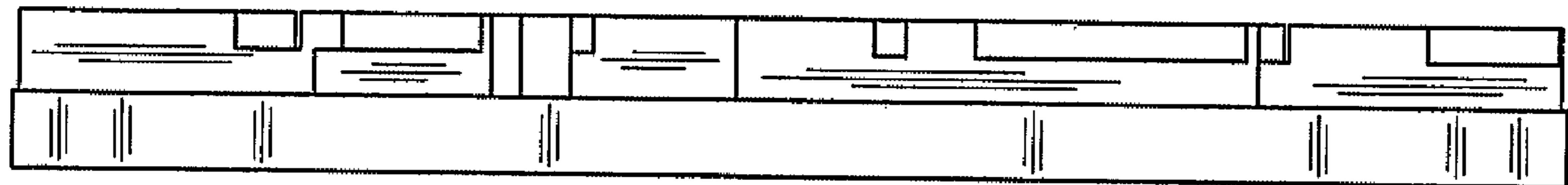


Fig. 3

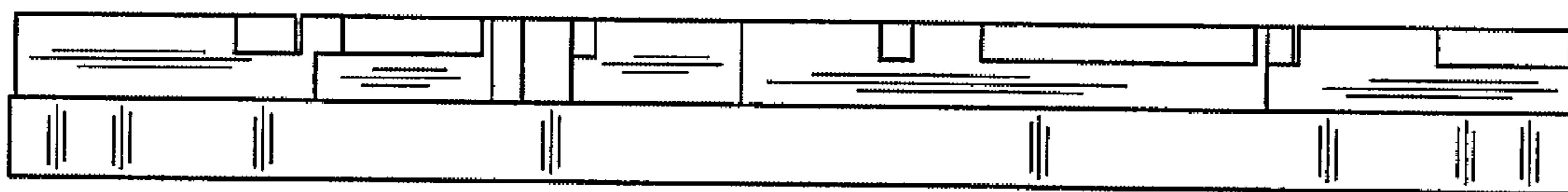


Fig. 4

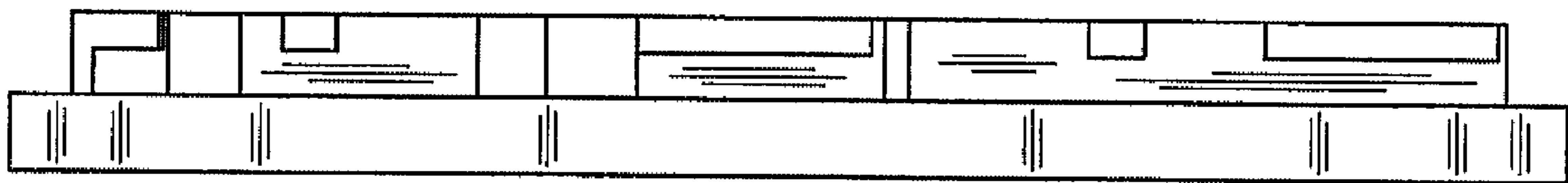


Fig. 5




Fig. 6

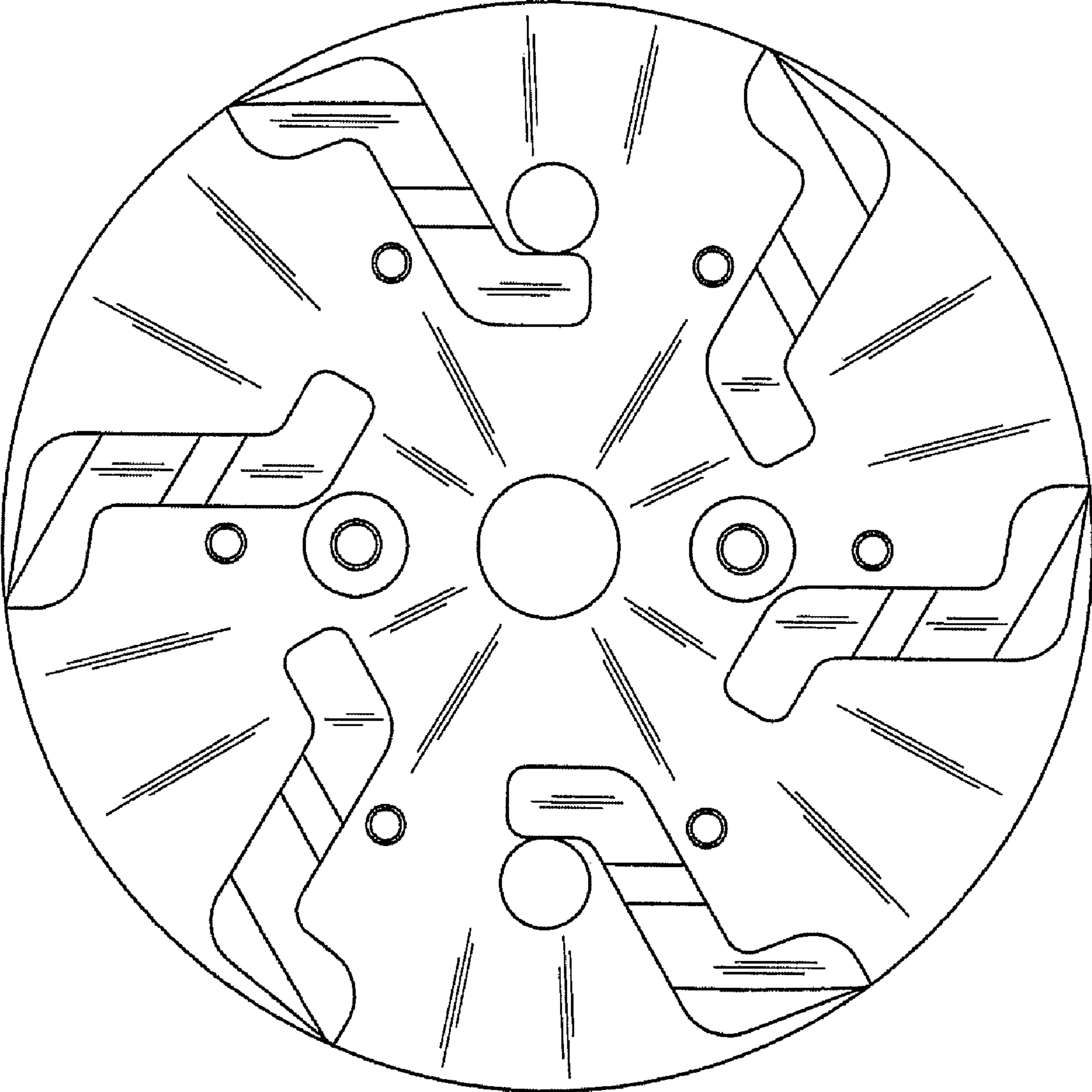


Fig. 7

