



US00D589528S

(12) **United States Design Patent**  
**Koh**

(10) **Patent No.:** **US D589,528 S**  
(45) **Date of Patent:** **\*\* Mar. 31, 2009**

(54) **USER INTERFACE FOR VIDEO SCREEN**

(75) Inventor: **Denmei Koh**, Kadoma (JP)

(73) Assignee: **Panasonic Corporation**, Osaka (JP)

(\*\*) Term: **14 Years**

(21) Appl. No.: **29/298,329**

(22) Filed: **Dec. 3, 2007**

(30) **Foreign Application Priority Data**

Jun. 8, 2007 (JP) ..... 2007-015331

(51) **LOC (9) Cl.** ..... **14-04**

(52) **U.S. Cl.** ..... **D14/486**

(58) **Field of Classification Search** ..... D14/485-95;  
D18/24-33; D19/6, 52; D20/11; D21/324-33;  
715/700-867, 973-77

See application file for complete search history.

(56) **References Cited**

**U.S. PATENT DOCUMENTS**

D427,574 S *	7/2000	Sawada et al. ....	D14/486
D474,778 S *	5/2003	Barnes .....	D14/486
D546,335 S *	7/2007	Vong et al. ....	D14/485
D548,743 S *	8/2007	Takahashi et al. ....	D14/486
D565,627 S *	4/2008	Kase .....	D16/219
D573,600 S *	7/2008	Kaminaga .....	D14/486
D579,020 S *	10/2008	Aliaga .....	D14/485
D580,450 S *	11/2008	Chen et al. ....	D14/486
D580,946 S *	11/2008	Chen et al. ....	D14/486
D582,425 S *	12/2008	Edwards et al. ....	D14/486
D582,932 S *	12/2008	Blankenship et al. ....	D14/485

**FOREIGN PATENT DOCUMENTS**

JP D1186670 10/2003

JP	D1231616	2/2005
JP	D1231635	2/2005
JP	D1231636	2/2005
JP	D1231790	2/2005
JP	D1231791	2/2005
JP	D1291605	1/2007
JP	D1291606	1/2007
JP	D1306518	7/2007
JP	D1306519	7/2007
JP	D1306520	7/2007
JP	D1306521	7/2007
JP	D1306522	7/2007
JP	D1309487	9/2007
JP	D1309488	9/2007

\* cited by examiner

*Primary Examiner*—Melanie H Tung

(74) *Attorney, Agent, or Firm*—Brinks Hofer Gilson & Lione

(57) **CLAIM**

I claim the ornamental design for a user interface for video screen, as shown and described.

**DESCRIPTION**

FIG. 1 is a front view of a user interface for video screen of the present invention;

FIG. 2 is a front perspective view thereof;

FIG. 3 is a rear view thereof;

FIG. 4 is a top view thereof;

FIG. 5 is a bottom view thereof;

FIG. 6 is a first side view thereof; and,

FIG. 7 is a second side view thereof.

The broken line showing of a video screen in all views forms no part of the claimed design.

**1 Claim, 5 Drawing Sheets**

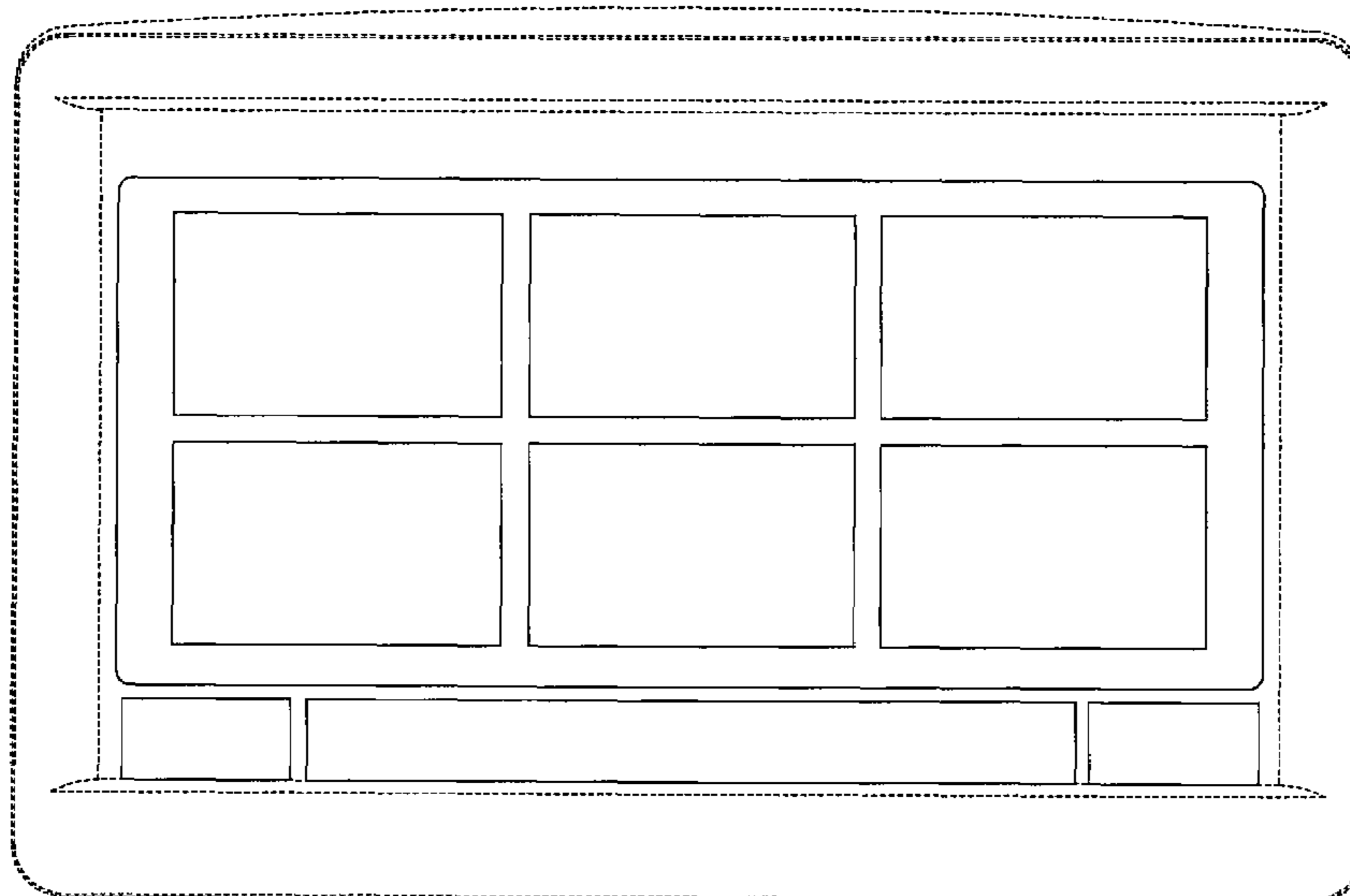


FIG.1

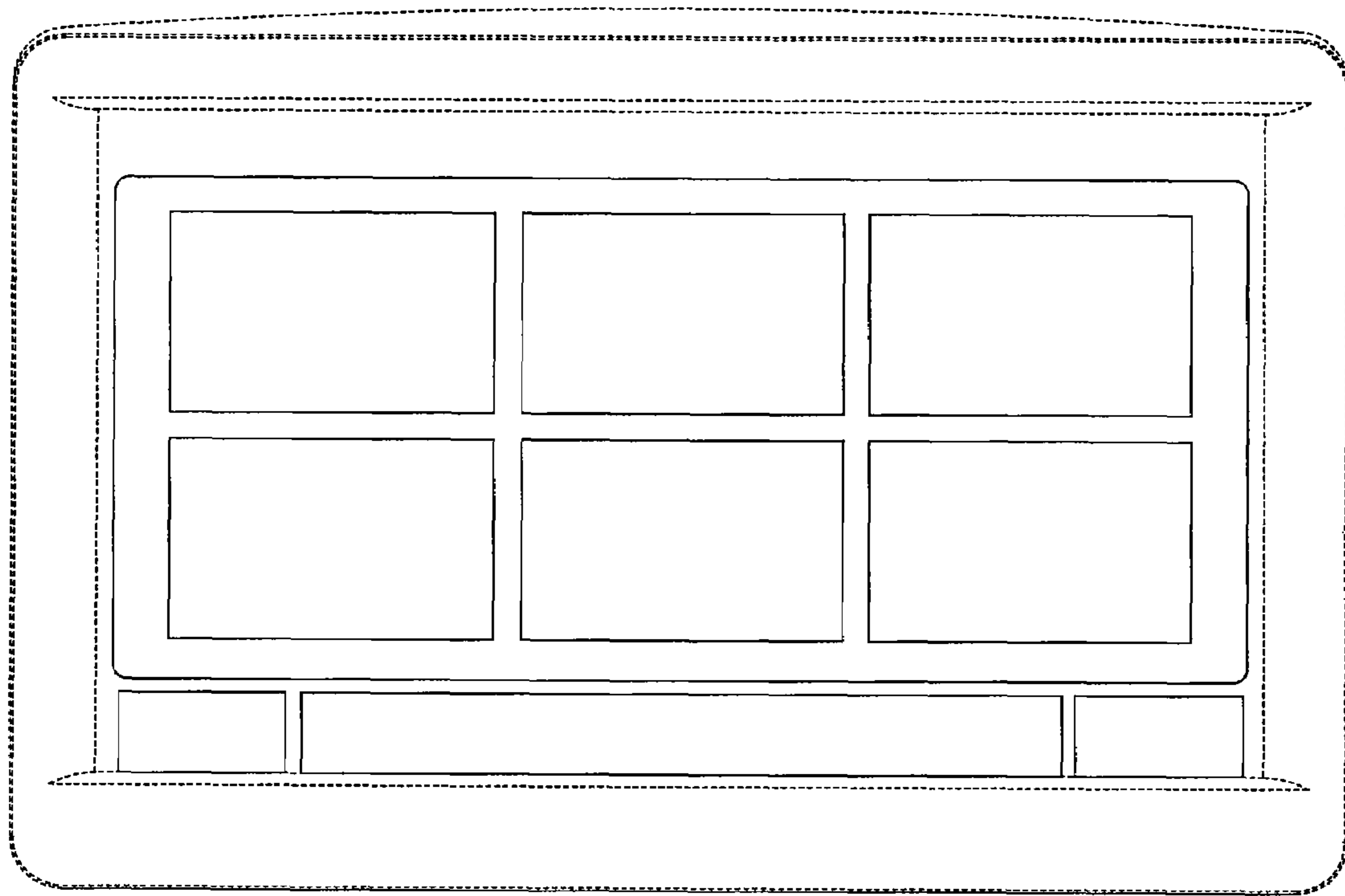


FIG.2

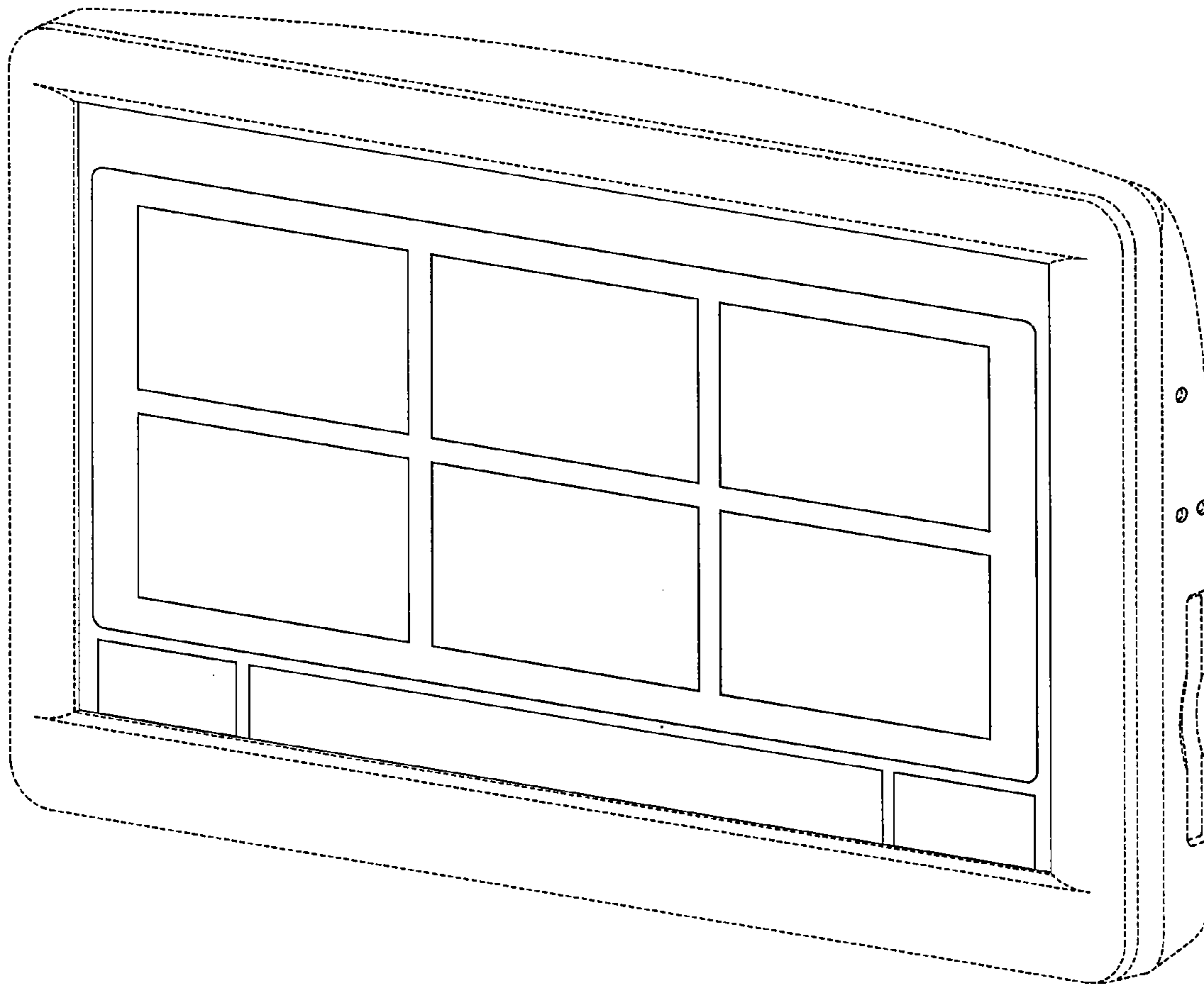


FIG.3

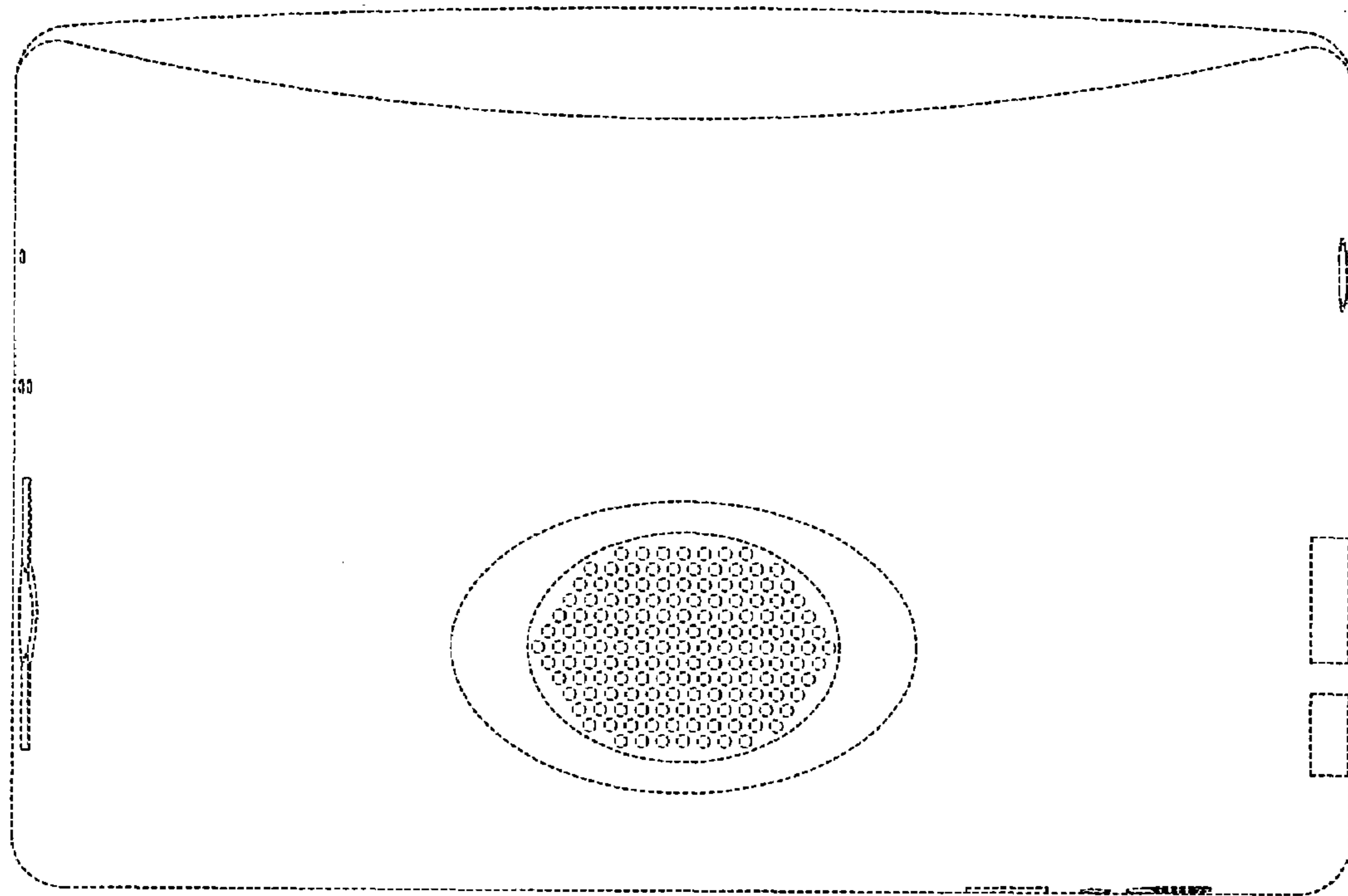


FIG.4

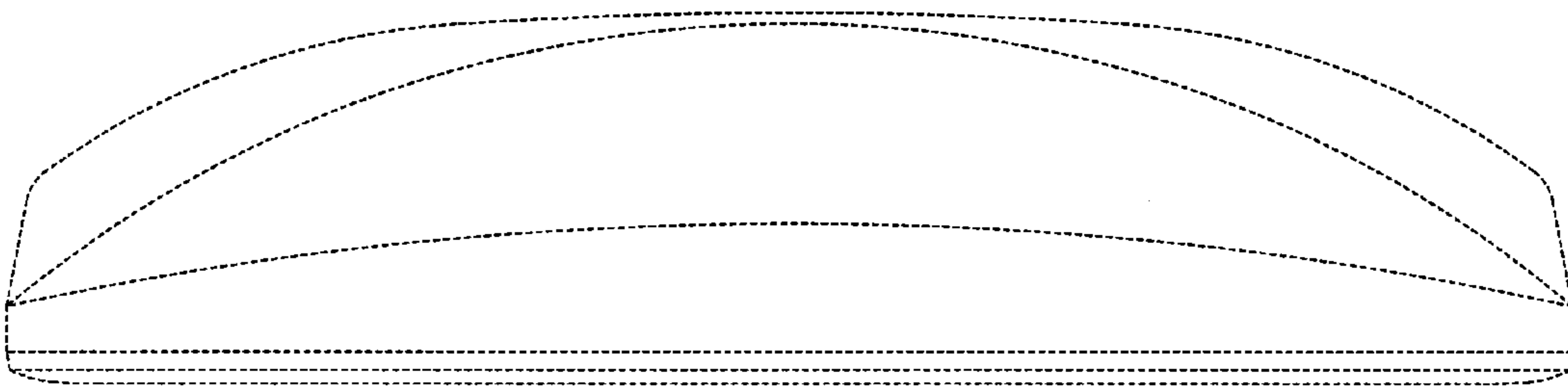


FIG.5



FIG.6

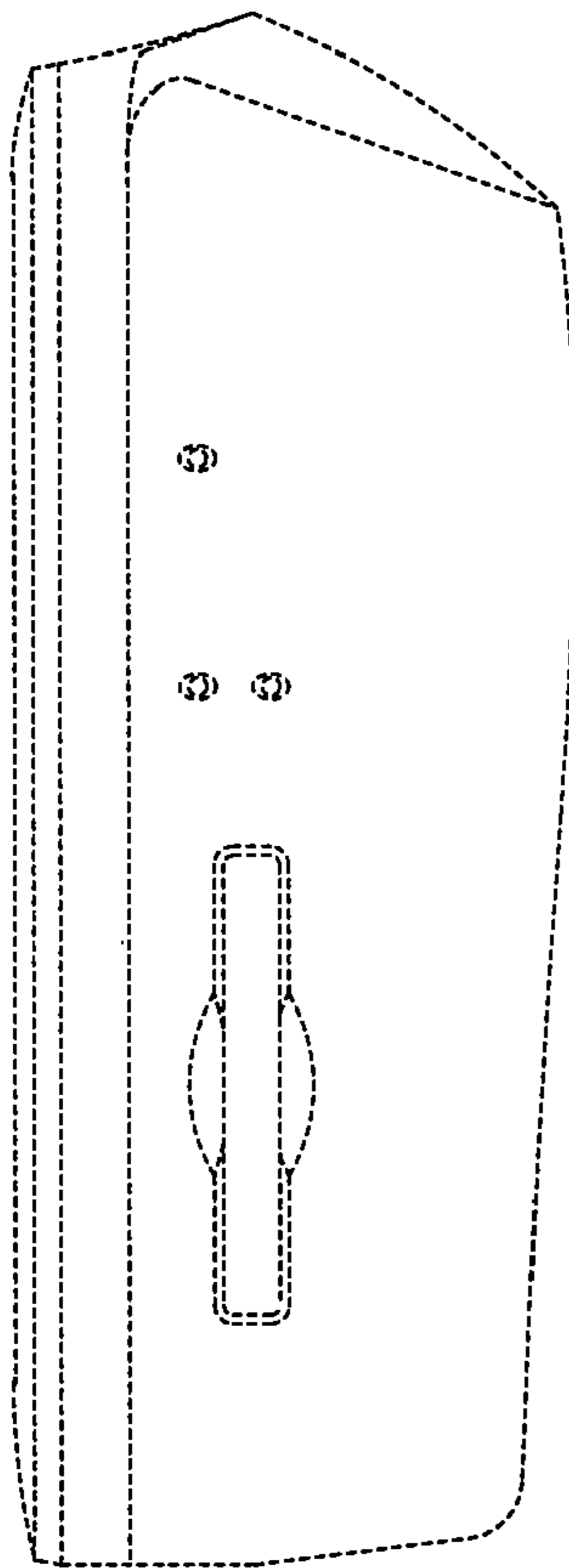


FIG.7

