



US00D589518S

(12) **United States Design Patent**
Keith et al.

(10) **Patent No.:** **US D589,518 S**
(45) **Date of Patent:** **** Mar. 31, 2009**

(54) **DOOR FOR COMMUNICATIONS CABINET OR RACK**

(75) Inventors: **Scott Keith**, Plano, TX (US); **Golam Mabud Choudhury**, Warren, NJ (US)

(73) Assignee: **Commscope Solutions Properties, LLC**, Sparks, NV (US)

(**) Term: **14 Years**

(21) Appl. No.: **29/265,224**

(22) Filed: **Aug. 28, 2006**

(51) **LOC (9) Cl.** **14-03**

(52) **U.S. Cl.** **D14/441**

(58) **Field of Classification Search** D14/188, D14/242, 496, 230-237, 241, 167, 302, 314, D14/348-358, 363, 383, 433, 439-441, 140-140.9; D13/149, 184; D3/201, 273; 711/100, 115; 361/685, 725, 752; 369/272.1, 273, 75.11; 360/133, 79.01, 97.03; 379/220.01, 221.09, 379/220.14, 25, 93.09, 93.19, 156, 900, 338-339, 379/441

See application file for complete search history.

(56) **References Cited**

U.S. PATENT DOCUMENTS

4,152,750 A * 5/1979 Bremenour et al. 361/686
D282,746 S * 2/1986 Johnson et al. D14/308
D325,569 S * 4/1992 Buchanan et al. D13/184
D338,469 S * 8/1993 Alden et al. D14/140.3
D348,469 S * 7/1994 Johnson et al. D14/240

D371,134 S * 6/1996 Brosowske et al. D14/140.2
D371,768 S * 7/1996 Kammersgard et al. D14/313
D390,199 S * 2/1998 Jackson et al. D14/311
D402,639 S * 12/1998 Baxter et al. D13/184
D409,623 S * 5/1999 Bianco D14/240
D479,241 S * 9/2003 Witte D14/441
D555,654 S * 11/2007 Chen D14/441

* cited by examiner

Primary Examiner—Charles A Rademaker

Assistant Examiner—Charles D Hanson

(74) *Attorney, Agent, or Firm*—Myers Bigel Sibley & Sajovec

(57) **CLAIM**

The ornamental design for door for communications cabinet or rack, as shown and described.

DESCRIPTION

FIG. 1 is a perspective view of the door for communications cabinet of rack showing our design;

FIG. 2 is a front view thereof;

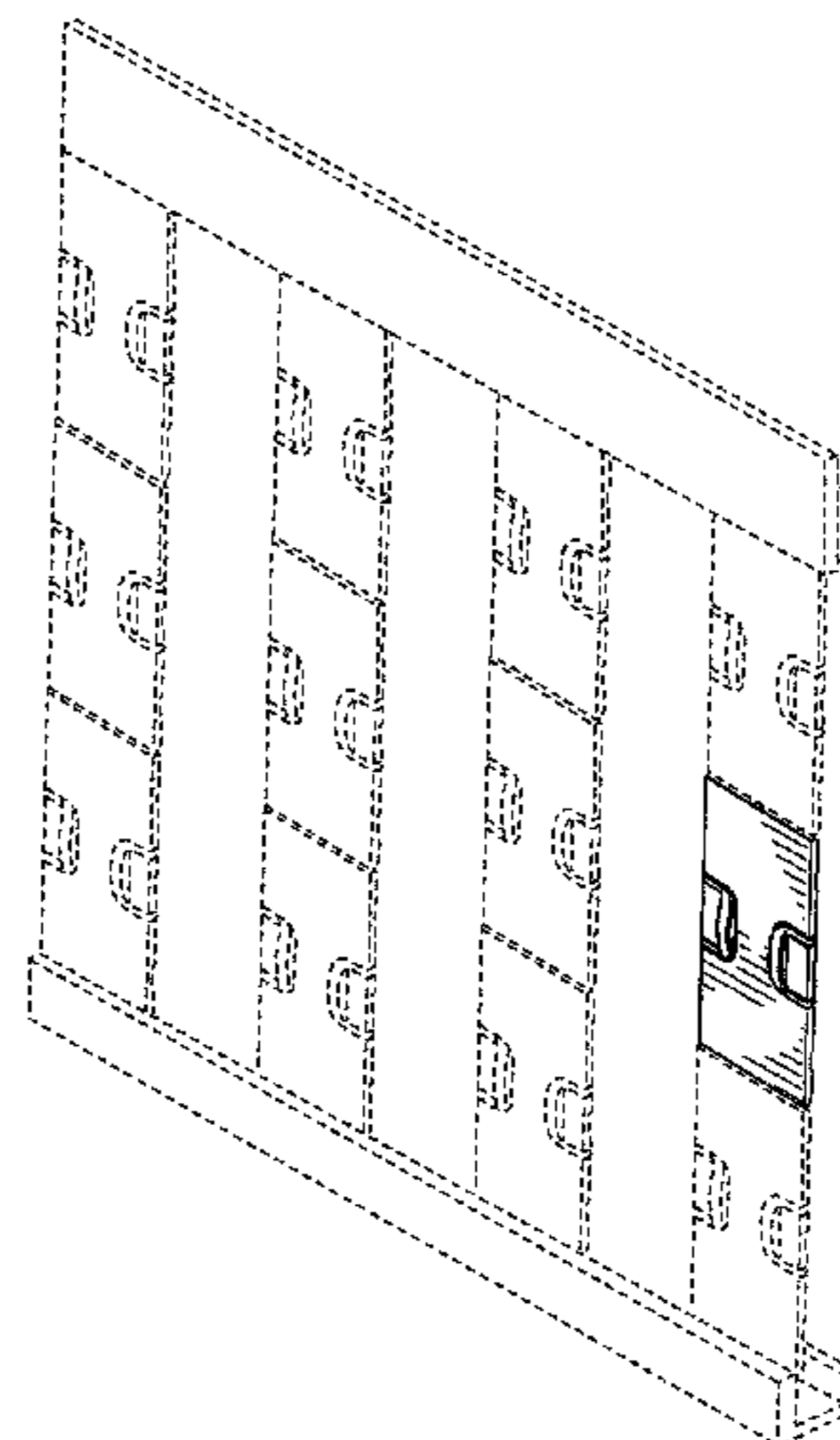
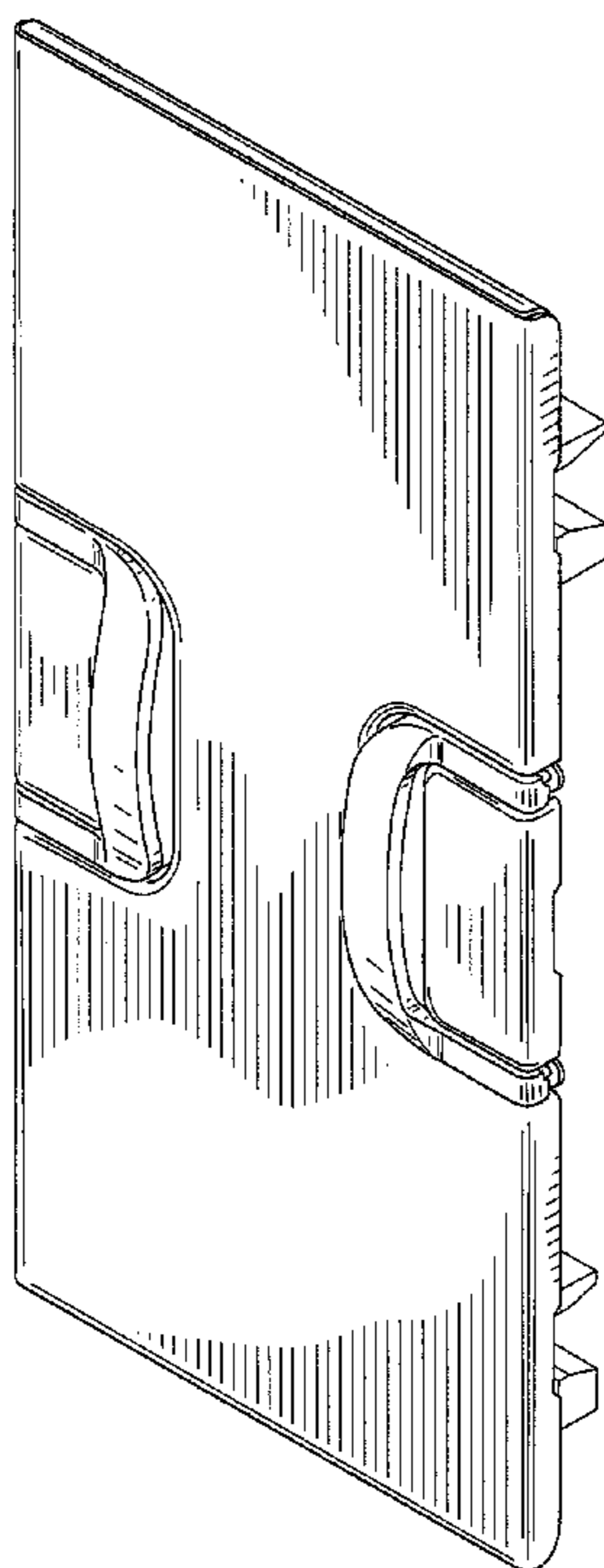
FIG. 3 is side view thereof;

FIG. 4 is a top view thereof; and,

FIG. 5 is a perspective view thereof, showing the design in an exemplary communications rack as environment.

The broken lines suggesting members on the back of the design and of the exemplary communications rack shown in broken lines in FIG. 5 are included for the purpose of illustrating environment and form no part of the claimed design.

1 Claim, 5 Drawing Sheets



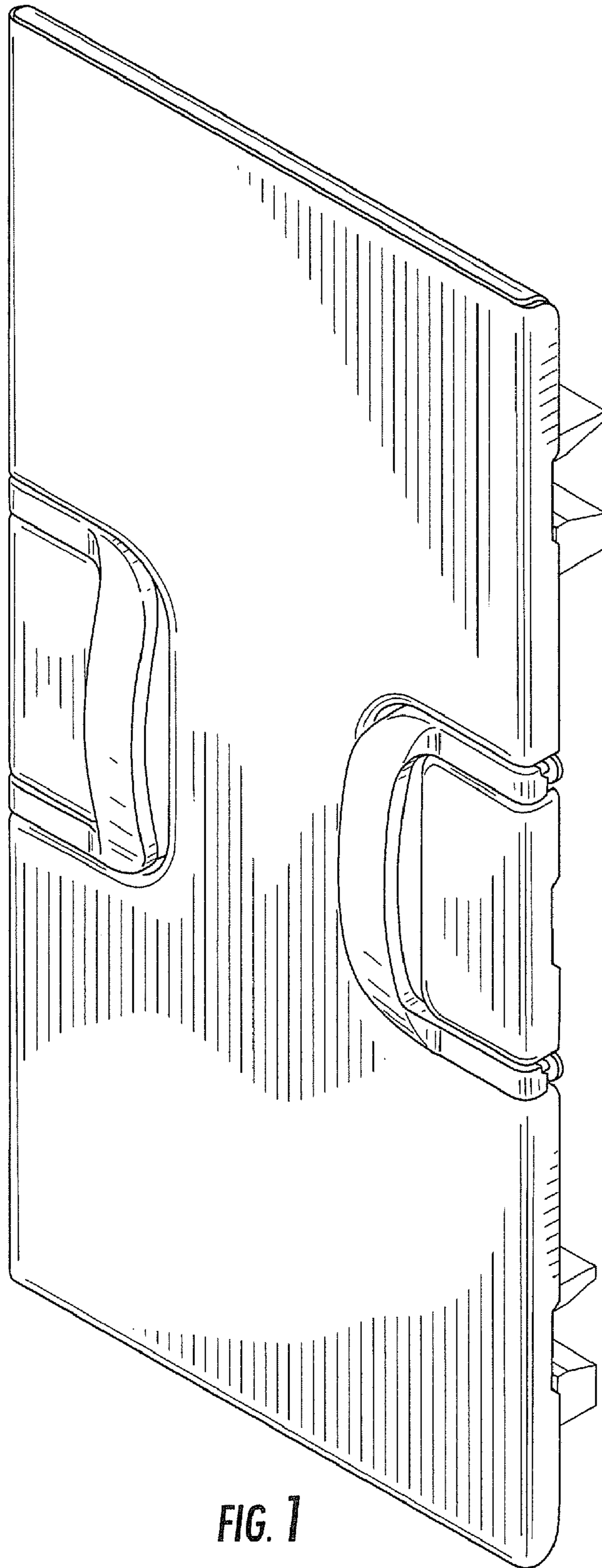


FIG. 1

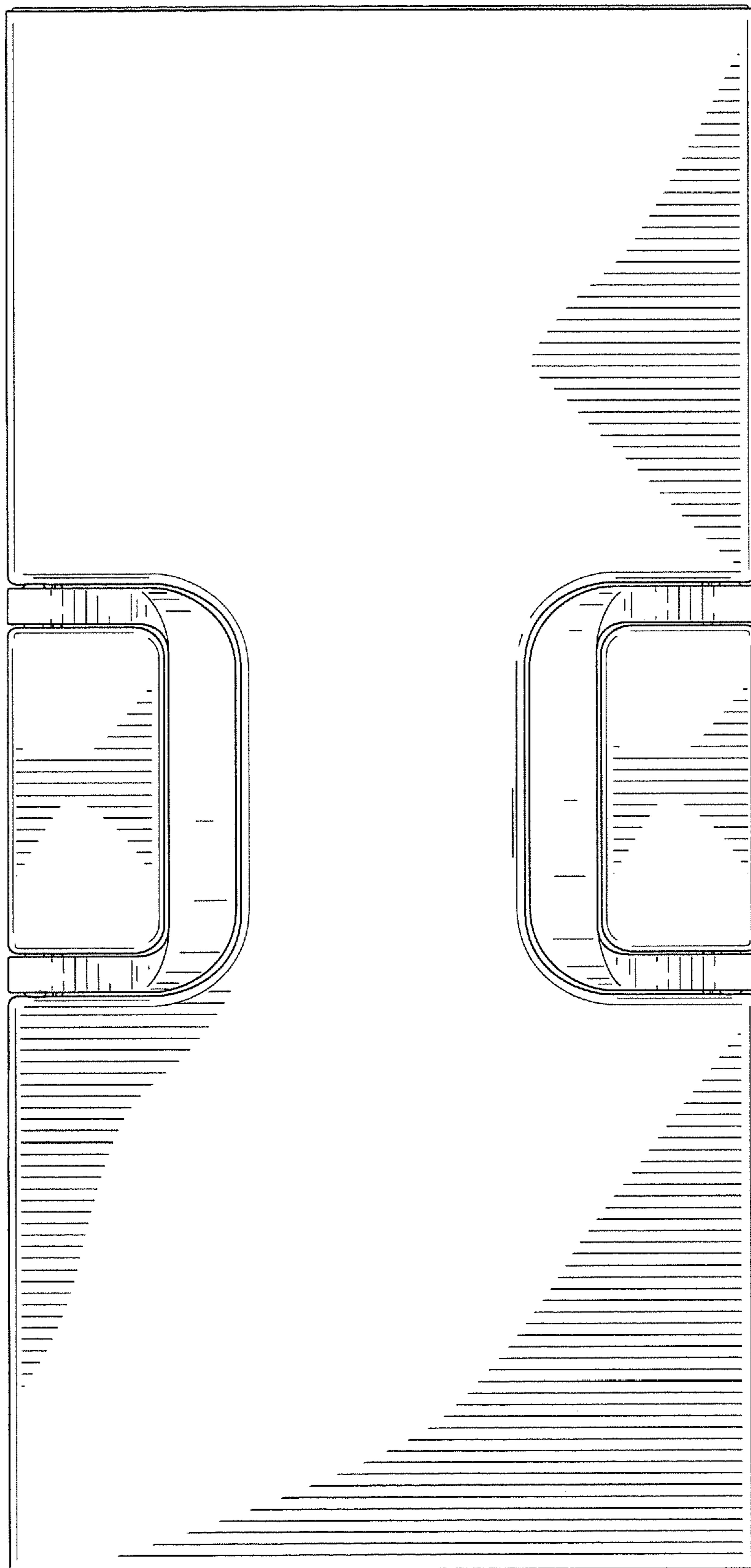


FIG. 2

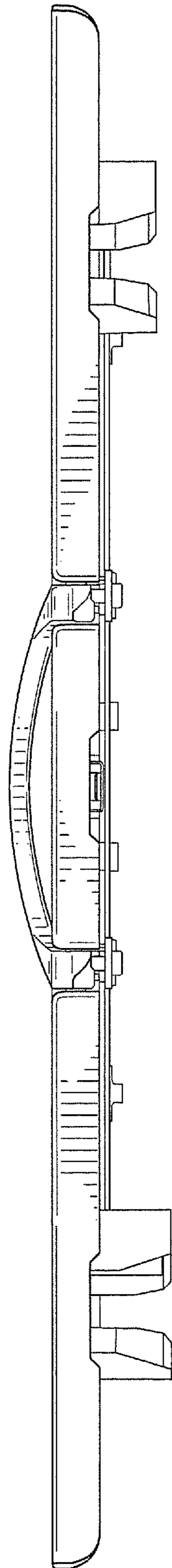


FIG. 3

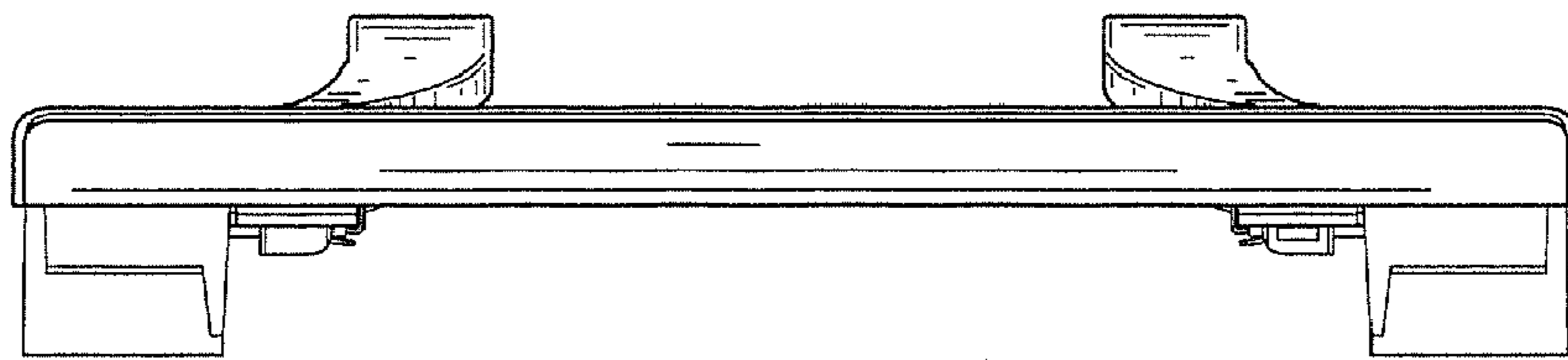


FIG. 4

FIG. 5

