



US00D589516S

(12) **United States Design Patent**
Anglin

(10) **Patent No.:** **US D589,516 S**
(45) **Date of Patent:** **** Mar. 31, 2009**

(54) **LENS FOR PORTABLE COMPUTER SECURITY DEVICE**

(75) Inventor: **Noah L. Anglin**, San Jose, CA (US)

(73) Assignee: **Aladdin Knowledge Systems**, Petach (IL)

(**) Term: **14 Years**

(21) Appl. No.: **29/281,875**

(22) Filed: **Jul. 5, 2007**

Related U.S. Application Data

(63) Continuation-in-part of application No. 11/464,953, filed on Aug. 16, 2006, and a continuation-in-part of application No. 11/464,966, filed on Aug. 16, 2006, and a continuation-in-part of application No. 11/464,983, filed on Aug. 16, 2006.

(51) **LOC (9) Cl.** **14-02**

(52) **U.S. Cl.** **D14/432; D14/383**

(58) **Field of Classification Search** D14/356-358, D14/362, 363, 365, 368, 370, 383, 385, 388, D14/432, 433, 435, 439, 442, 443, 402-410; D3/207-210; D8/105, 356, 99; 24/572.1, 24/576.1, 588.1, 588.11, 588.12, 573.09, 24/579.09, 579.11, 582.1, 582.11, 582.13; 455/575.6; 361/685, 686, 752, 737, 679; 726/20; D26/118, 120, 122, 139, 128, 36; D10/113; D9/737, 414, 424, 425, 428, 429, D9/456

See application file for complete search history.

(56) **References Cited**

U.S. PATENT DOCUMENTS

D96,468 S * 8/1935 Guttman D9/425
D100,177 S * 6/1936 Shields D9/425
D118,749 S * 1/1940 Zimmerman D26/120
D124,596 S * 1/1941 Arenberg D26/120
2,269,554 A * 1/1942 Rolph 362/311
D134,349 S * 11/1942 Cadwaller D26/120

D190,386 S * 5/1961 Schreckengost D26/122
D190,759 S * 6/1961 Schreckengost D26/122
D231,014 S * 3/1974 Nielson D26/36
D304,299 S * 10/1989 Sakamoto D9/425
D313,862 S * 1/1991 Gaukler D26/28
D326,424 S * 5/1992 Sakko D10/113
D347,484 S * 5/1994 Tsushi D26/36
D362,317 S * 9/1995 Payne D26/28
D379,456 S * 5/1997 Osiecki D14/167
D463,108 S * 9/2002 Yuen D3/209
6,462,890 B2 * 10/2002 Hsu 359/738

(Continued)

Primary Examiner—Cathron C Brooks

Assistant Examiner—Deanna Fluegeman

(74) *Attorney, Agent, or Firm*—Schwegman, Lundberg & Woessner, P.A.

(57) **CLAIM**

The ornamental design for a lens for portable computer security device, as shown and described.

DESCRIPTION

FIG. 1 is a perspective view of a portable computer security device embodying the present invention.

FIG. 2 is a front view of the portable computer security device shown in FIG. 1.

FIG. 3 is a rear view of the portable computer security device shown in FIG. 1.

FIG. 4 is a left side view of the portable computer security device shown in FIG. 1.

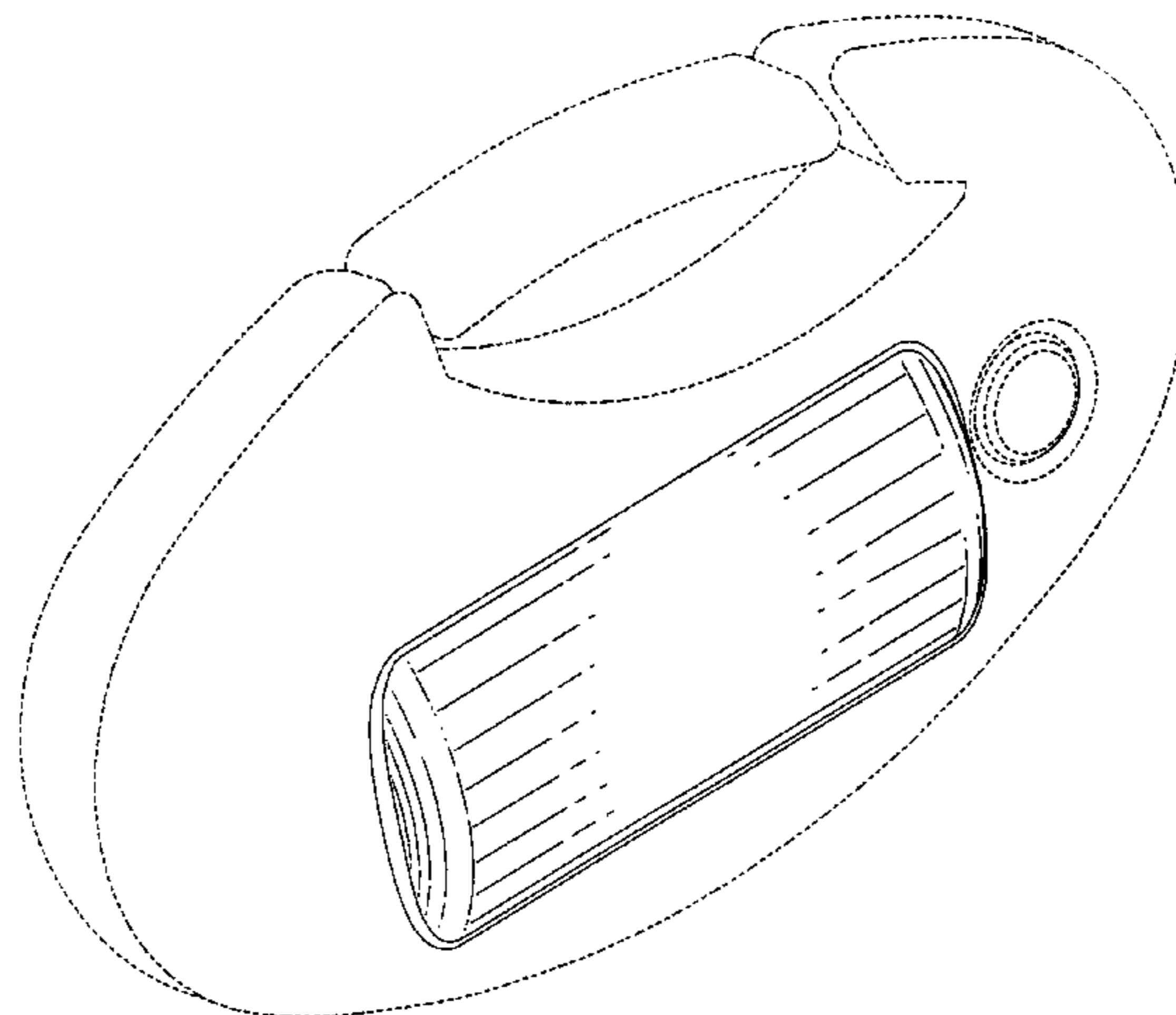
FIG. 5 is a right side view of the portable computer security device shown in FIG. 1.

FIG. 6 is a top view of the portable computer security device shown in FIG. 1; and,

FIG. 7 is a bottom view of the portable computer security device shown in FIG. 1.

The broken line showing of the environment is for illustrative purposes only and forms no part of the claimed design.

1 Claim, 3 Drawing Sheets



US D589,516 S

Page 2

U.S. PATENT DOCUMENTS

D467,921 S *	12/2002	Lin	D14/385	D533,427 S *	12/2006	Barber et al.	D8/99
D469,023 S *	1/2003	Mah	D8/356	D554,363 S *	11/2007	Bates et al.	D3/207
D502,497 S *	3/2005	Tien	D8/356	7,325,282 B2 *	2/2008	Leung	24/572.1
D505,938 S *	6/2005	Tse	D14/196	D574,822 S *	8/2008	Bhavnani	D14/356
D513,000 S *	12/2005	Cohen	D14/356	2005/0239450 A1 *	10/2005	Wesby	455/418
D523,751 S *	6/2006	Vetrano	D9/456	2008/0043406 A1 *	2/2008	Anglin	361/679
D524,038 S *	7/2006	Leung	D3/208	2008/0043407 A1 *	2/2008	Anglin	361/679
D529,536 S *	10/2006	Oas	D14/346	2008/0072315 A1 *	3/2008	Anglin	726/20

* cited by examiner

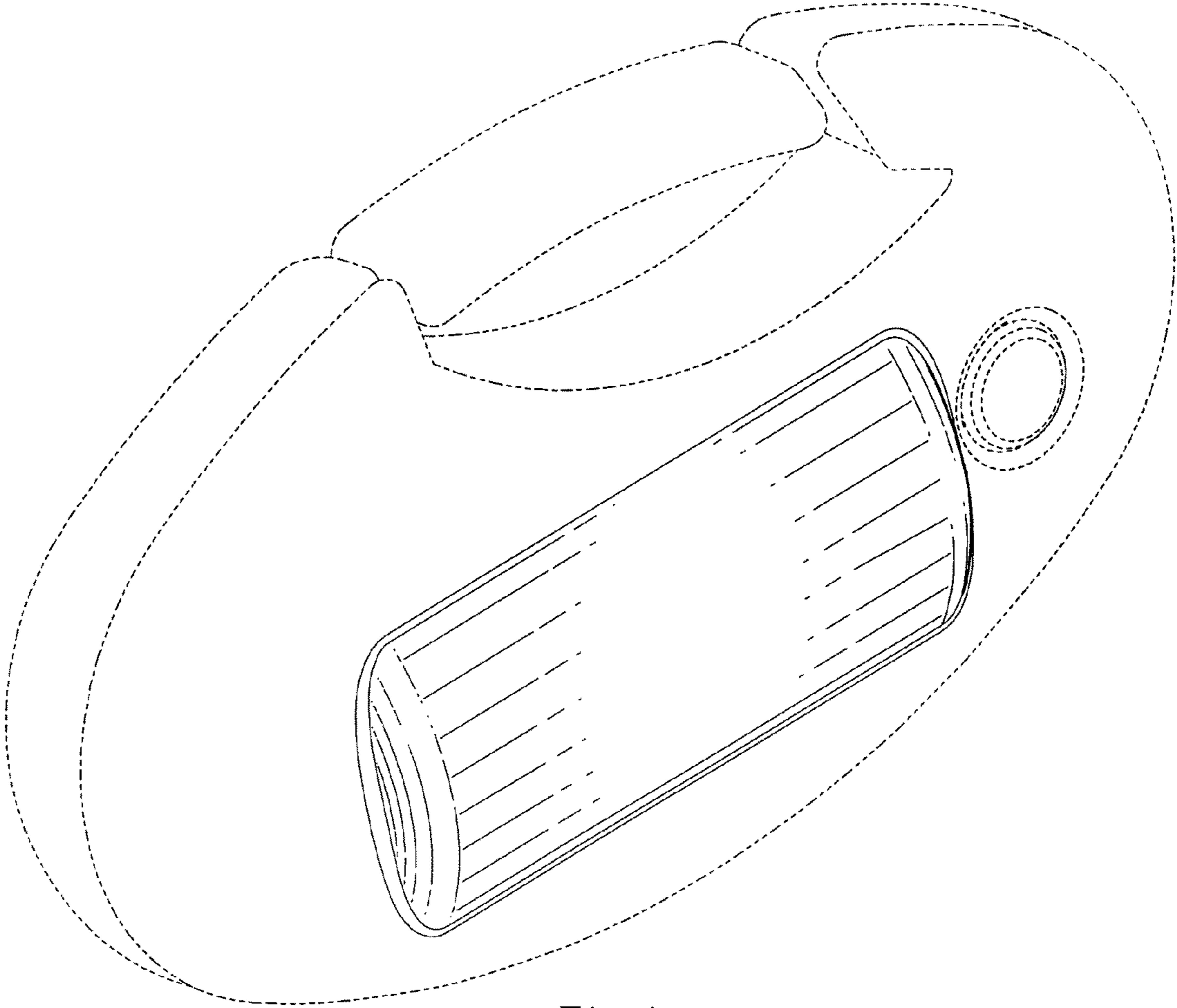


Fig. 1

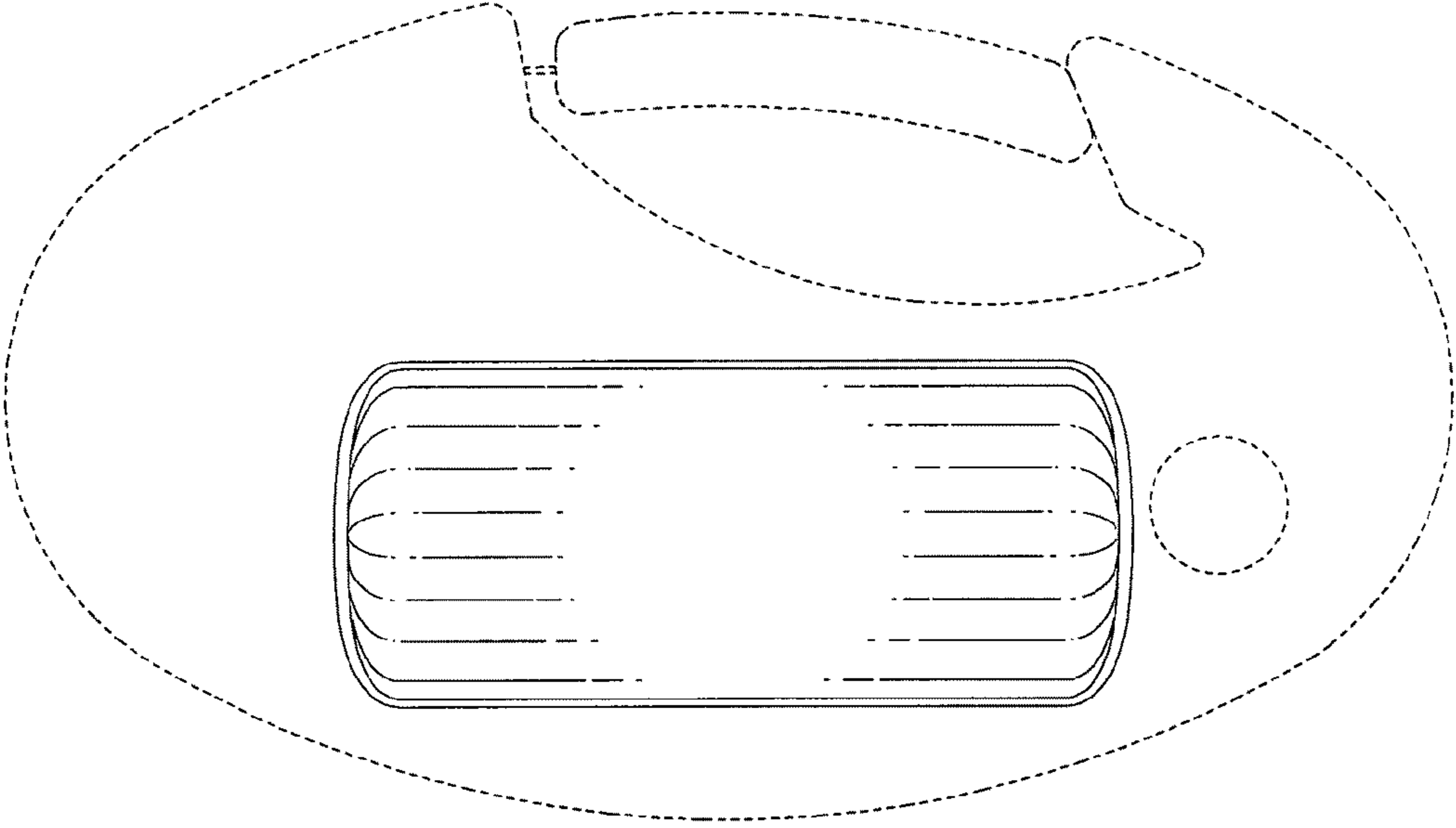


Fig. 2

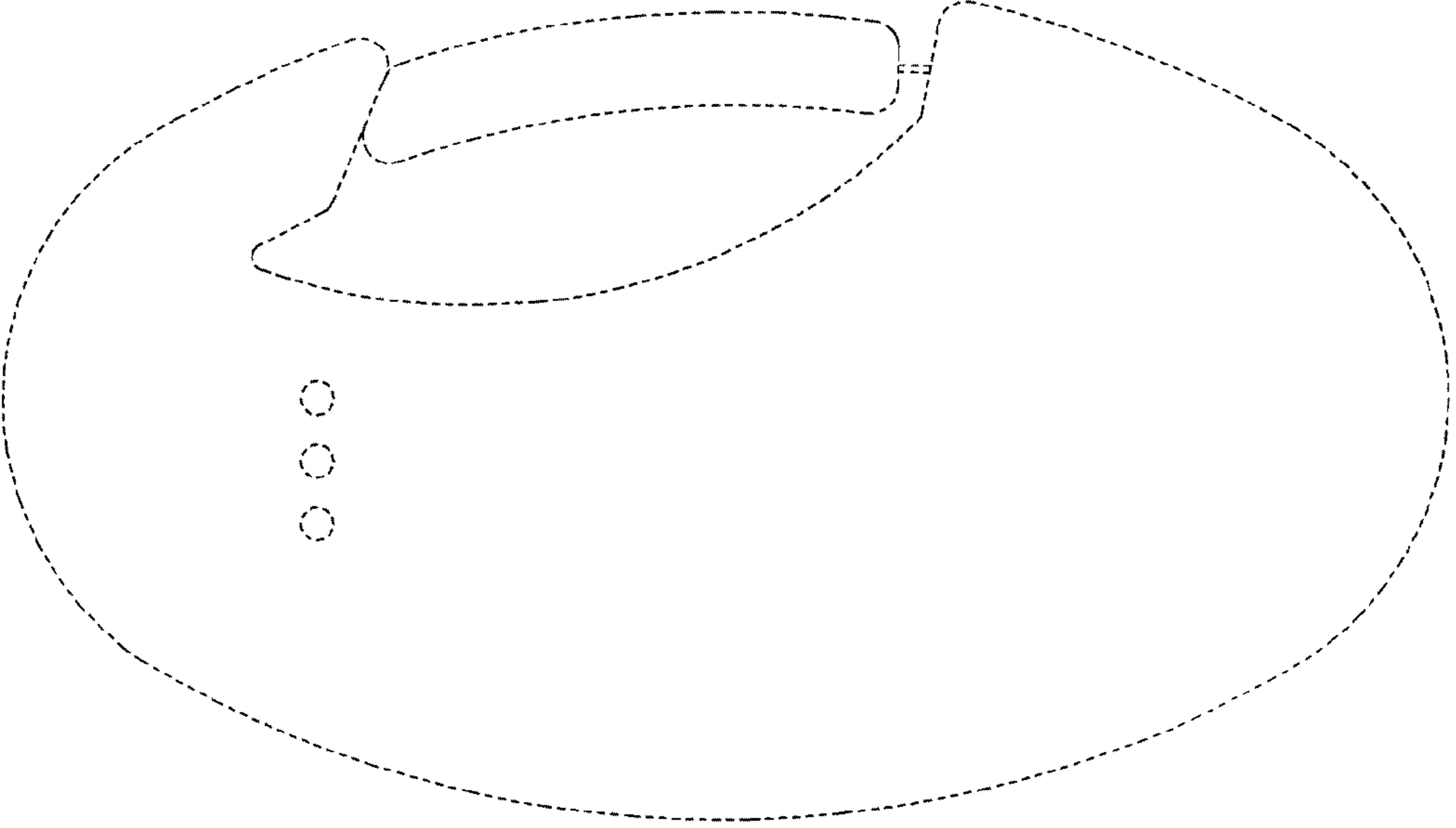


Fig. 3

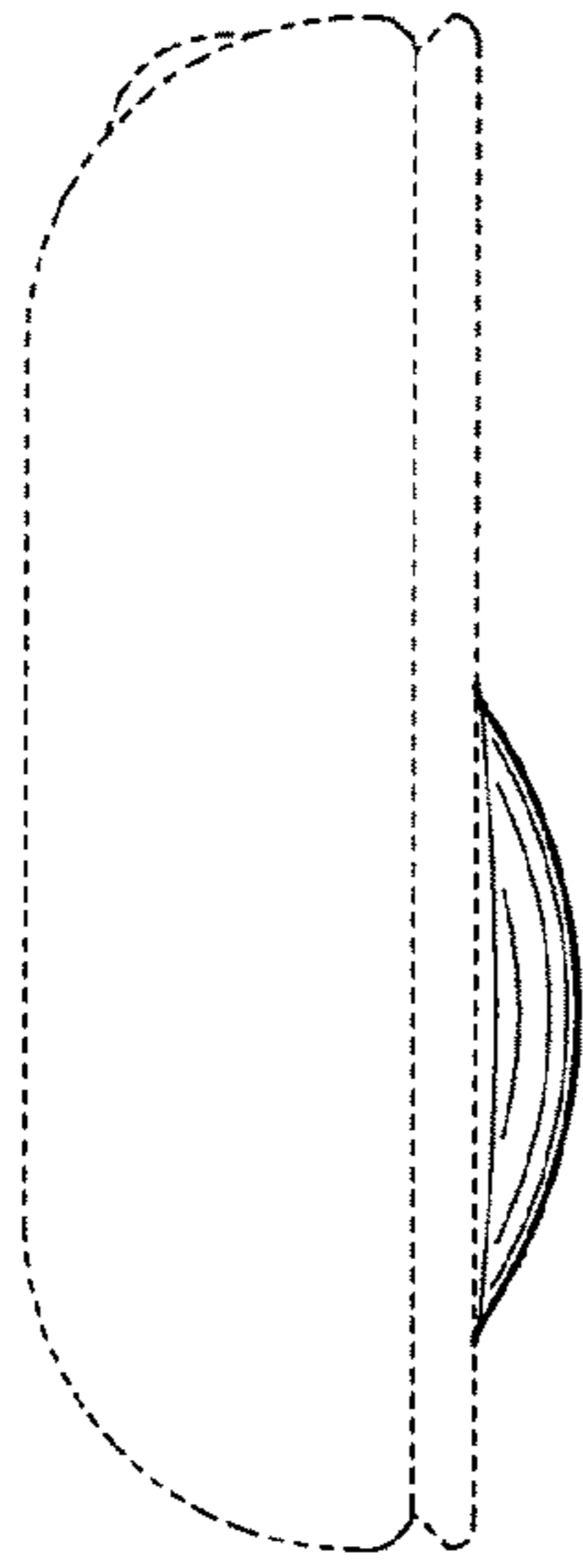


Fig. 4

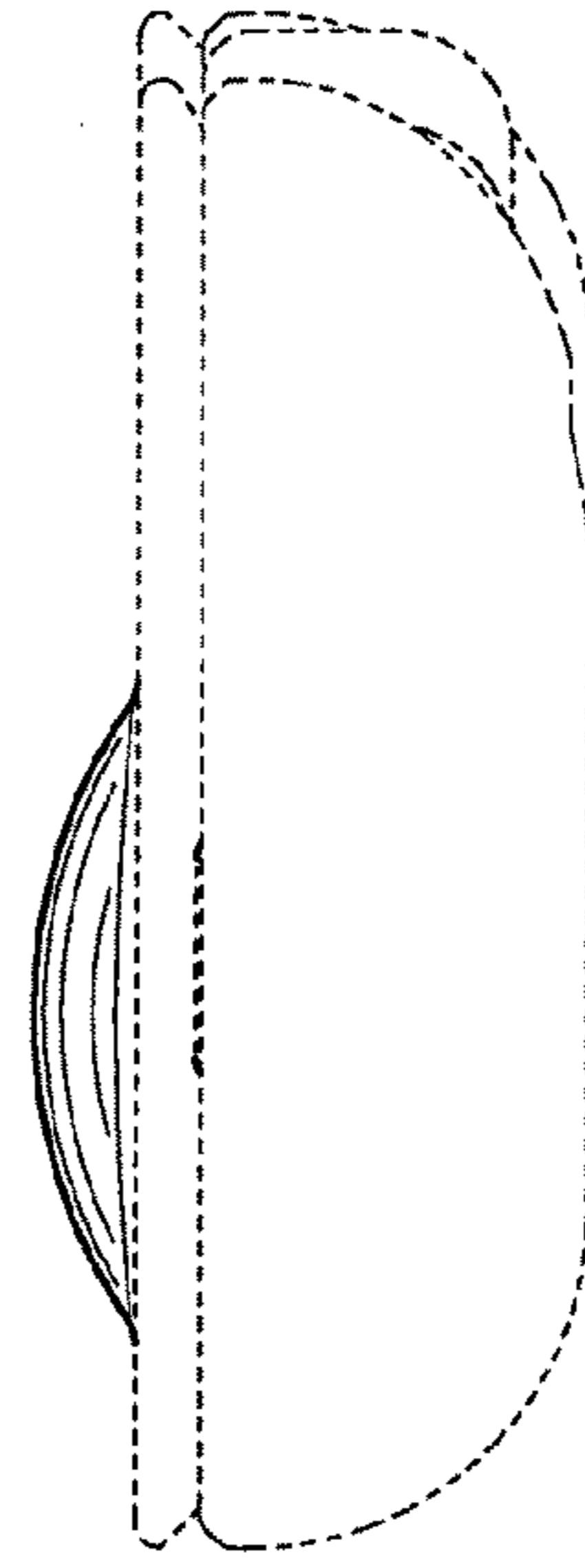


Fig. 5

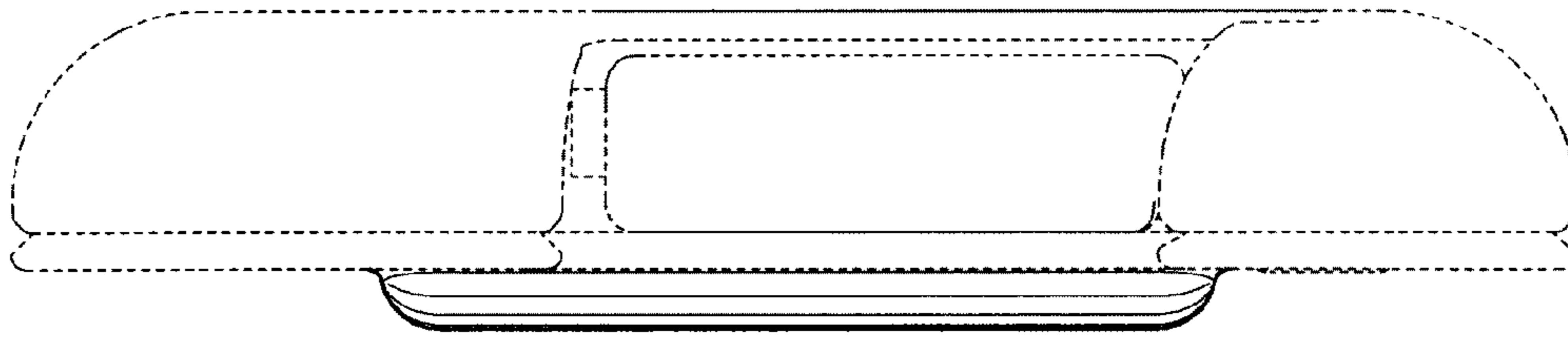


Fig. 6




Fig. 7

UNITED STATES PATENT AND TRADEMARK OFFICE
CERTIFICATE OF CORRECTION

PATENT NO. : Des. 589,516 S
APPLICATION NO. : 29/281875
DATED : March 31, 2009
INVENTOR(S) : Anglin

Page 1 of 1

It is certified that error appears in the above-identified patent and that said Letters Patent is hereby corrected as shown below:

On the Title Page, Item (63), under "Related U.S. Application Data", in column 1, lines 1-5, delete "Continuation-in-part of application No. 11/464,953, filed on Aug. 16, 2006, and a continuation-in-part of application No. 11/464,966, filed Aug. 16, 2006, and a continuation-in-part of application No. 11/464,983, filed Aug. 16, 2006" and insert -- This application is a Continuation-in-Part of U.S. Patent Application Serial No. 11/464,953 filed August 16, 2006, U.S. Patent Application Serial No. 11/464,966 filed August 16, 2006, and U.S. Patent Application Serial No. 11/464,983 filed August 16, 2006, each of which is incorporated herein by reference. --, therefor.

Signed and Sealed this

Second Day of June, 2009



JOHN DOLL

Acting Director of the United States Patent and Trademark Office