



US00D589471S

(12) **United States Design Patent**
Komatsu

(10) **Patent No.:** **US D589,471 S**

(45) **Date of Patent:** **** Mar. 31, 2009**

(54) **HEATER FOR MANUFACTURING SEMICONDUCTOR**
(75) Inventor: **Tomohito Komatsu**, Nirasaki (JP)
(73) Assignee: **Tokyo Electron Limited**, Tokyo (JP)
(**) Term: **14 Years**

D427,570 S *	7/2000	Ishii	D13/182
D428,858 S *	8/2000	Ishii	D13/182
6,529,686 B2 *	3/2003	Ramanan et al.	392/418
6,616,767 B2 *	9/2003	Zhao et al.	219/121.52
2002/0190051 A1 *	12/2002	Wang et al.	219/390
2004/0149716 A1 *	8/2004	Inagawa et al.	219/405
2005/0217583 A1 *	10/2005	Cole et al.	118/724
2007/0166146 A1 *	7/2007	Sekiya	414/935

* cited by examiner

Primary Examiner—Selina Sikder
(74) *Attorney, Agent, or Firm*—Oblon, Spivak, McClelland, Maier & Neustadt, P.C.

(21) Appl. No.: **29/278,401**
(22) Filed: **Mar. 28, 2007**

(30) **Foreign Application Priority Data**
Sep. 28, 2006 (JP) 2006-026092

(57) **CLAIM**

The ornamental design for a heater for manufacturing semiconductor, as shown and described.

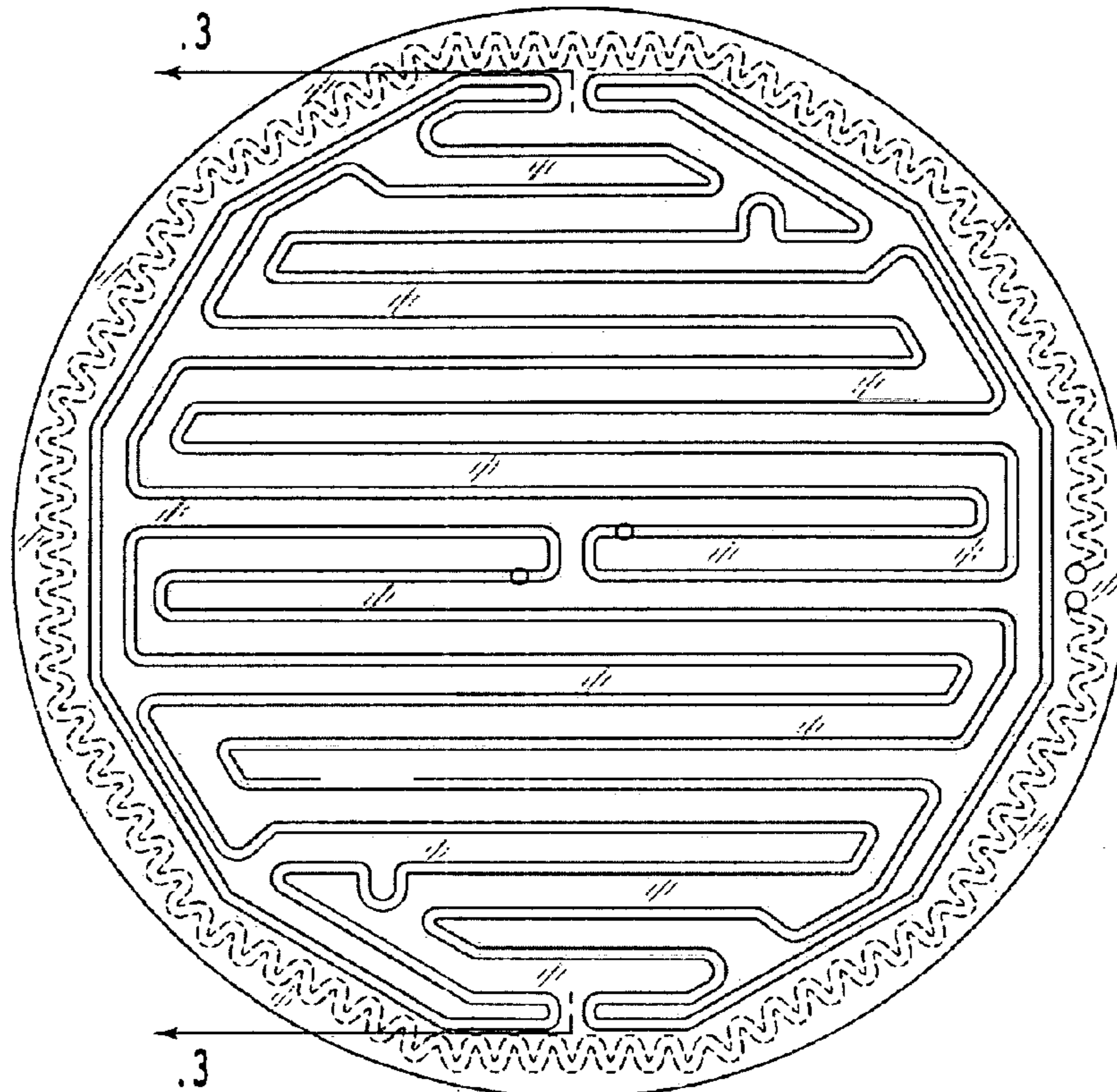
(51) **LOC (9) Cl.** **13-03**
(52) **U.S. Cl.** **D13/182**
(58) **Field of Classification Search** D13/182;
D9/429; D7/566, 570; 118/724, 725; 219/390,
219/544; 392/418
See application file for complete search history.

DESCRIPTION

FIG. 1 is a front elevational view of a heater for manufacturing semiconductor, showing my new design;
FIG. 2 is a rear elevational view thereof; and,
FIG. 3 is a sectional view taken along line 3—3 in FIG. 1.
The broken line showing in the figures is for illustrative purposes only and forms no part of the claimed design.

(56) **References Cited**
U.S. PATENT DOCUMENTS
5,540,782 A * 7/1996 Miyagi et al. 118/724
5,911,896 A * 6/1999 Holden et al. 219/390
6,037,574 A * 3/2000 Lanham et al. 219/544

1 Claim, 3 Drawing Sheets



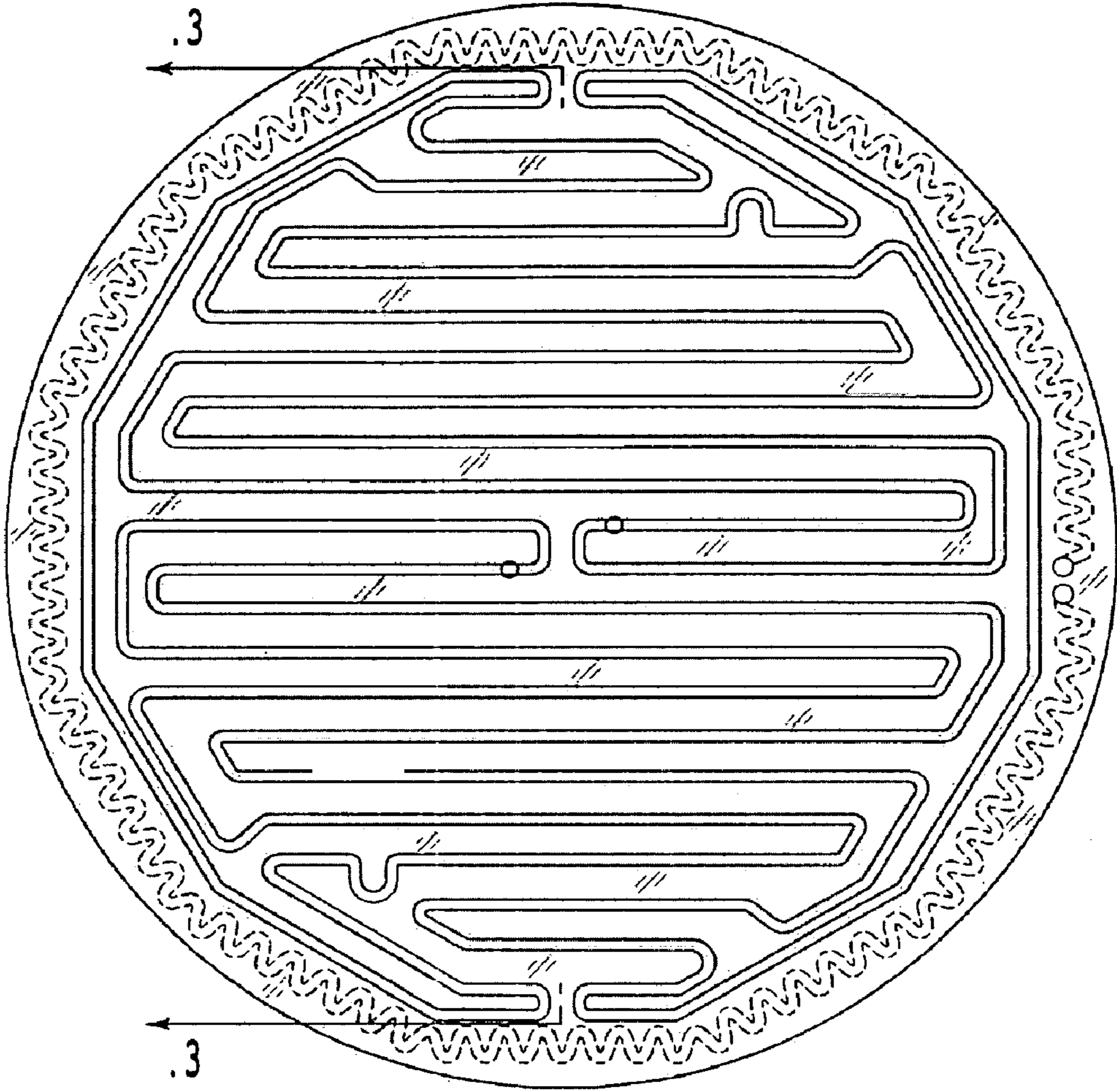


Fig. 1

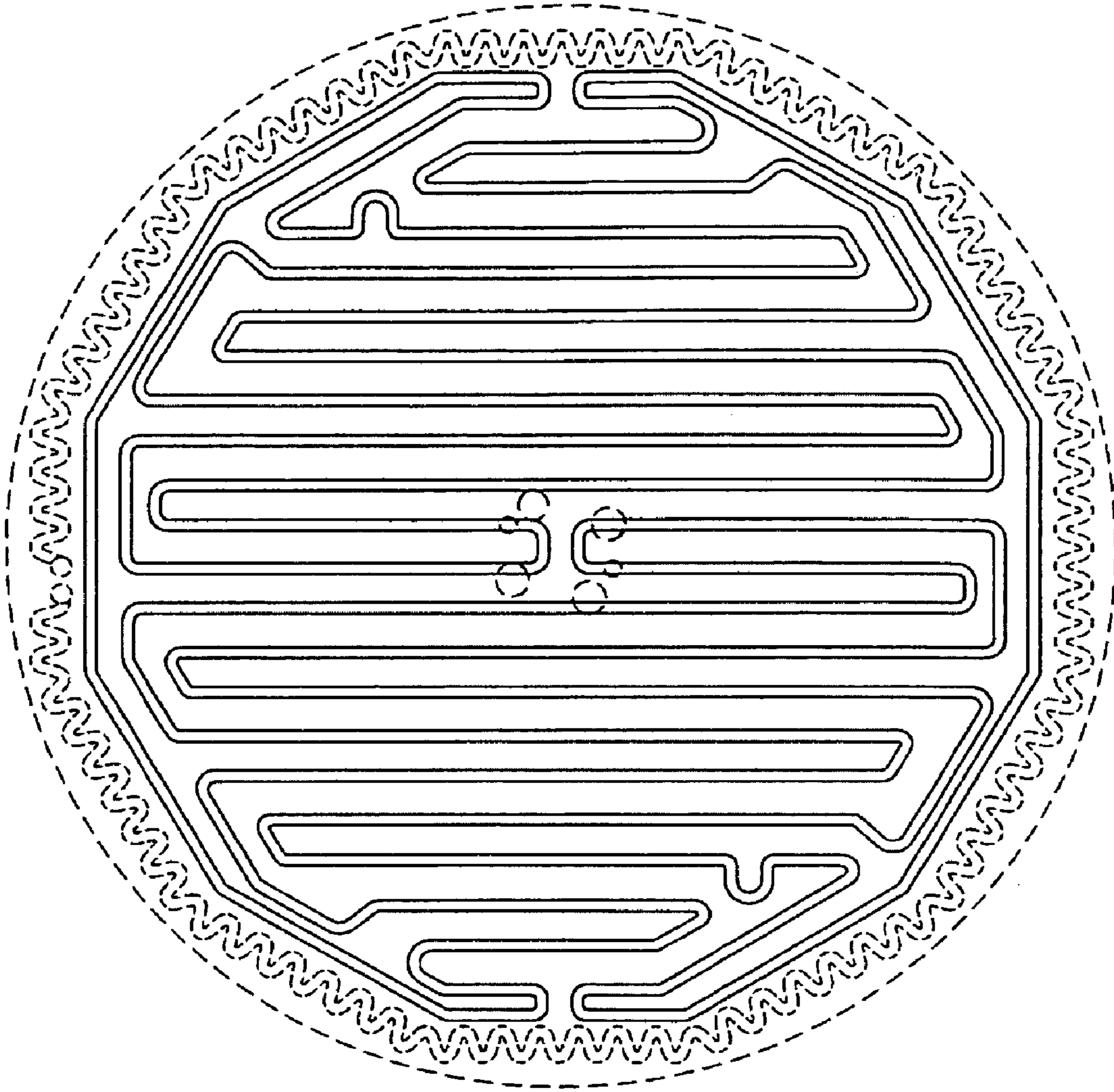


Fig. 2



Fig. 3