

US00D589435S

(12) **United States Design Patent**  
**Ashton et al.**

(10) **Patent No.:** **US D589,435 S**  
(45) **Date of Patent:** **\*\* \*Mar. 31, 2009**

(54) **TIRE TREAD**

(75) Inventors: **Charles Joseph Ashton**, Cuyahoga Falls, OH (US); **Eric Matthew Luecke**, Doylestown, OH (US); **Daniel Abe Alford**, Cuyahoga Falls, OH (US); **Matthew John Neidert**, Akron, OH (US); **Jeremy Edward Whisner**, Akron, OH (US); **Jay Joseph Robinson**, Stow, OH (US); **Eric John Marazzi**, Tallmadge, OH (US); **Shannon Joseph Hughes**, Rootstown, OH (US); **Jonathan James Shondel**, Massillon, OH (US)

(73) Assignee: **The Goodyear Tire & Rubber Company**, Akron, OH (US)

(\*) Notice: This patent is subject to a terminal disclaimer.

(\*\*) Term: **14 Years**

(21) Appl. No.: **29/267,115**

(22) Filed: **Oct. 5, 2006**

(51) **LOC (9) Cl.** ..... **12-16**

(52) **U.S. Cl.** ..... **D12/563**

(58) **Field of Classification Search** ..... D12/505-567;  
152/209.1, 209.12, 209.18, 209.25  
See application file for complete search history.

(56) **References Cited**

**U.S. PATENT DOCUMENTS**

D397,650 S	9/1998	Himuro	.....	D12/147
D400,480 S	* 11/1998	Johanning et al.	.....	D12/555
D402,945 S	12/1998	Maxwell et al.	.....	D12/147
D416,836 S	* 11/1999	Himuro	.....	D12/556
D419,116 S	* 1/2000	Guspodin et al.	.....	D12/550
D431,800 S	* 10/2000	Heinen et al.	.....	D12/551

RE37,306 E	*	8/2001	Shirai et al.	.....	D12/556
D455,116 S		4/2002	Graas et al.	.....	D12/553
D456,765 S		5/2002	Weber et al.	.....	D12/555
D471,149 S		3/2003	Endo et al.	.....	D12/551
D471,150 S		3/2003	Endo et al.	.....	D12/551
D472,515 S		4/2003	Hutz et al.	.....	D12/551
D490,363 S	*	5/2004	Miyasaka et al.	.....	D12/551
D491,134 S		6/2004	Brayer et al.	.....	D12/588
D491,881 S		6/2004	Ebiko et al.	.....	D12/551

(Continued)

**OTHER PUBLICATIONS**

Bridgestone/Firestone North American LLC, Potenza S-02, 2004 *Tread Design Guide*, p. 12, 5/2.  
Toyo Tires Proxes ST, 2004 *Tread Design Guide*, p. 58, 2/1.

*Primary Examiner*—Robert M Spear  
*Assistant Examiner*—George D Kirschbaum  
(74) *Attorney, Agent, or Firm*—Richard B. O’Planick

(57) **CLAIM**

The ornamental design for a tire tread, as shown and described.

**DESCRIPTION**

FIG. 1 is a perspective view of a tire tread showing our new design, it being understood that the pattern repeats uniformly throughout the circumference of the tread;

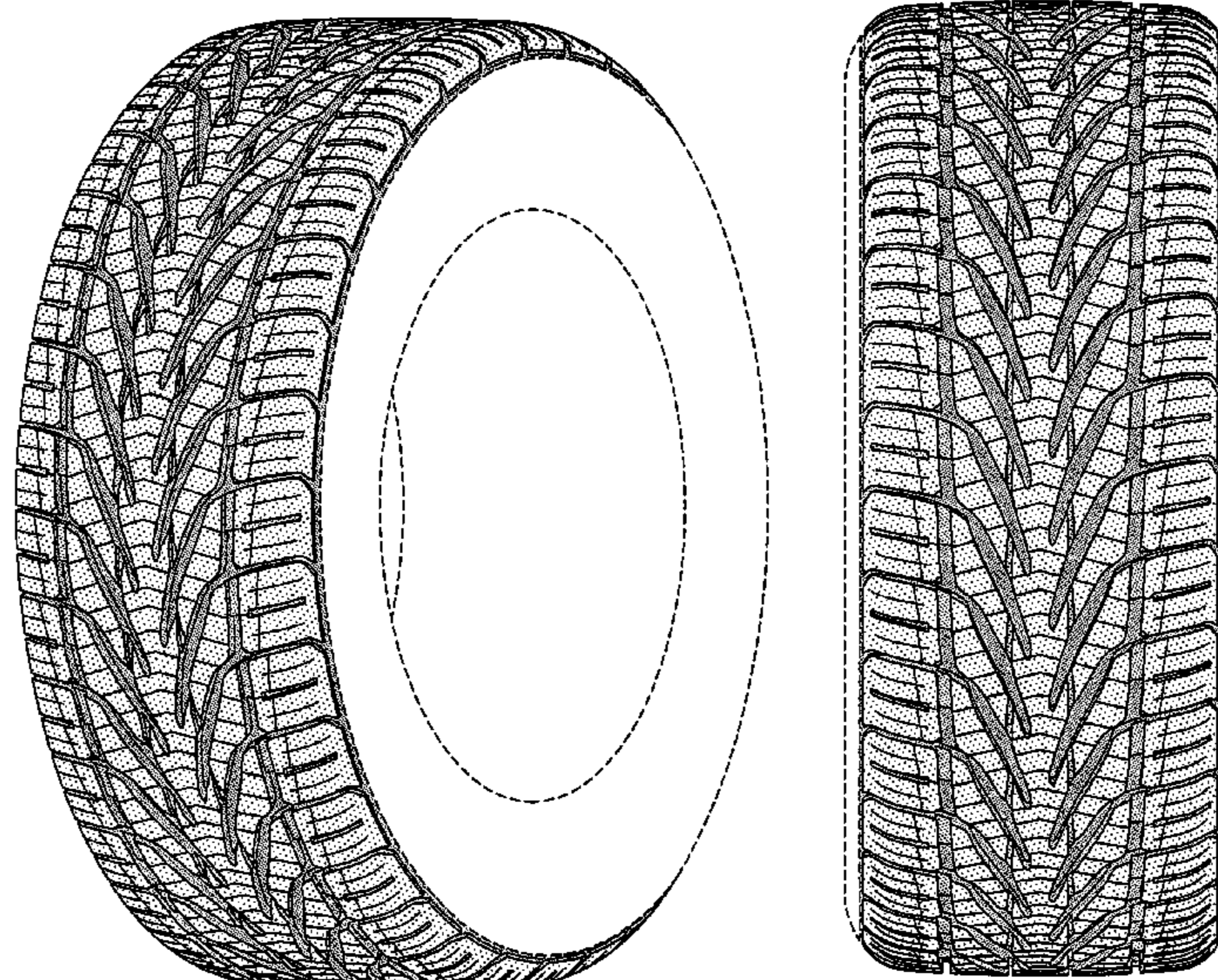
FIG. 2 is a front elevational view thereof;

FIG. 3 is a right side elevational view, the other side being a mirror image thereof; and,

FIG. 4 is an enlarged fragmentary front elevational view thereof.

In the drawings, the broken line showing of a sidewall, inner bead, and peripheral boundary between the tire and sidewall depicts environmental subject matter and forms no part of the claim.

**1 Claim, 4 Drawing Sheets**



# US D589,435 S

Page 2

---

## U.S. PATENT DOCUMENTS

D491,882 S *	6/2004	Williams .....	D12/551	D504,388 S	4/2005	Umstot et al. ....	D12/551
D491,883 S	6/2004	Landers et al. ....	D12/553	D504,866 S *	5/2005	Collette et al. ....	D12/553
D500,731 S *	1/2005	Lo .....	D12/552	D512,014 S *	11/2005	Ishida et al. ....	D12/556
D500,983 S	1/2005	Lo .....	D12/552	6,968,881 B2	11/2005	Ratliff, Jr. et al. ....	152/209.15
D504,105 S	4/2005	Landers et al. ....	D12/553	D512,958 S	12/2005	Allison et al. ....	D12/552

\* cited by examiner

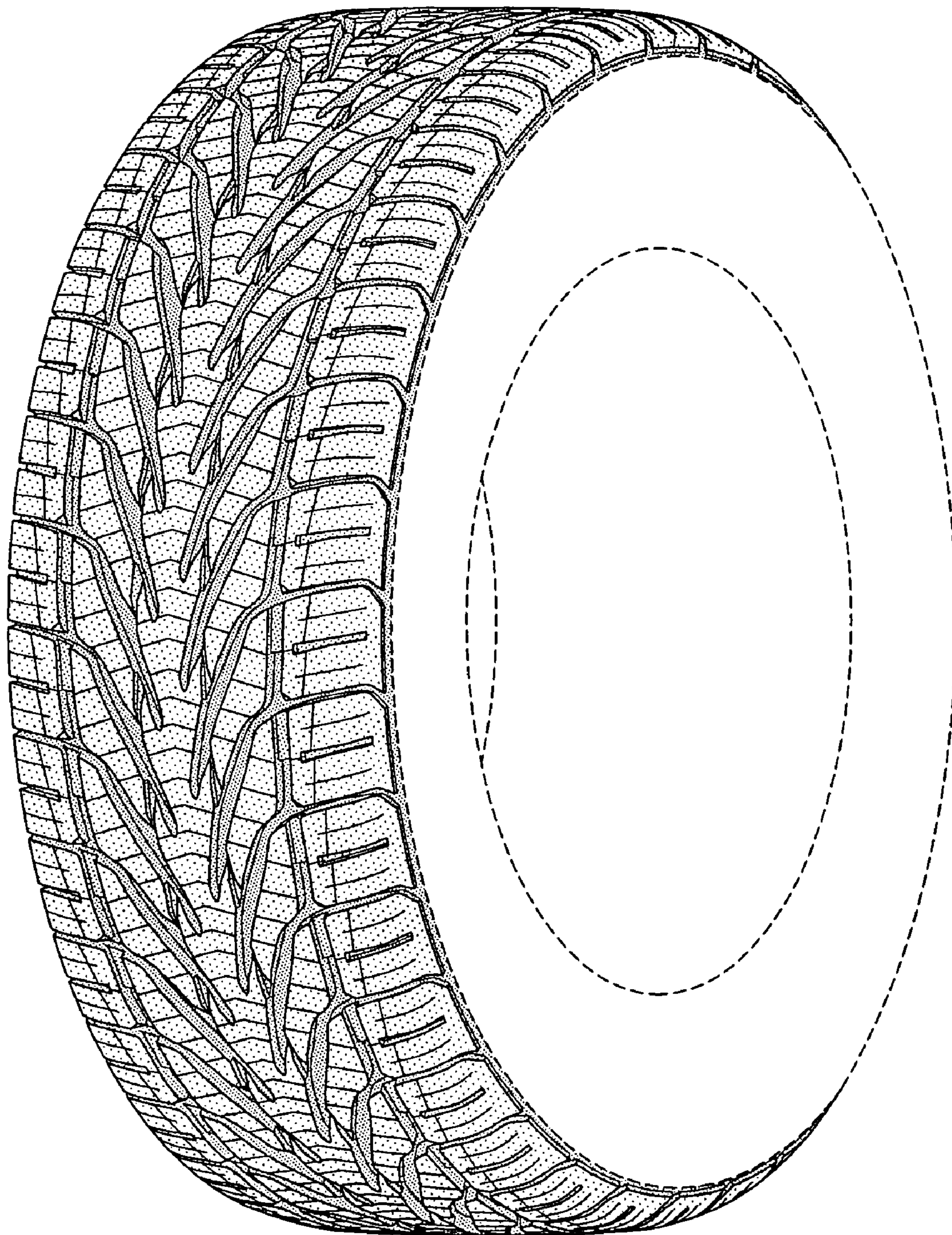


FIG-1

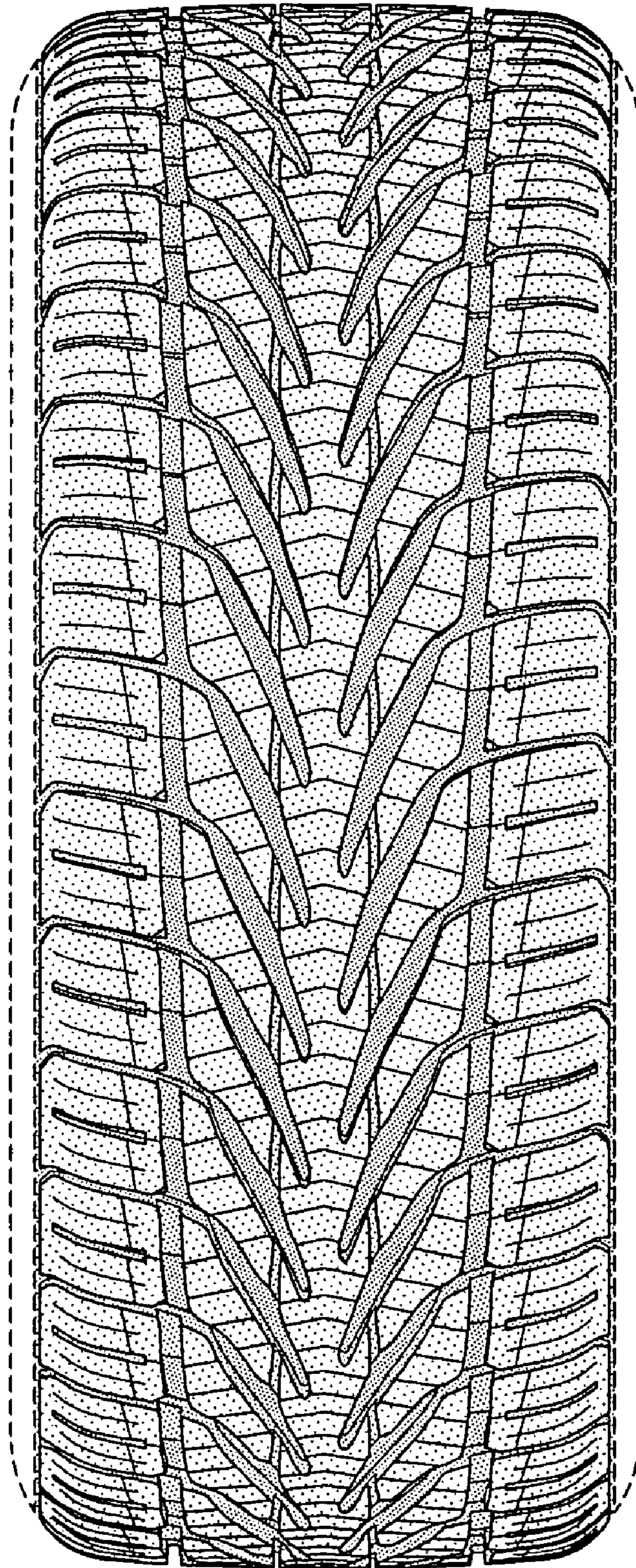


FIG-2

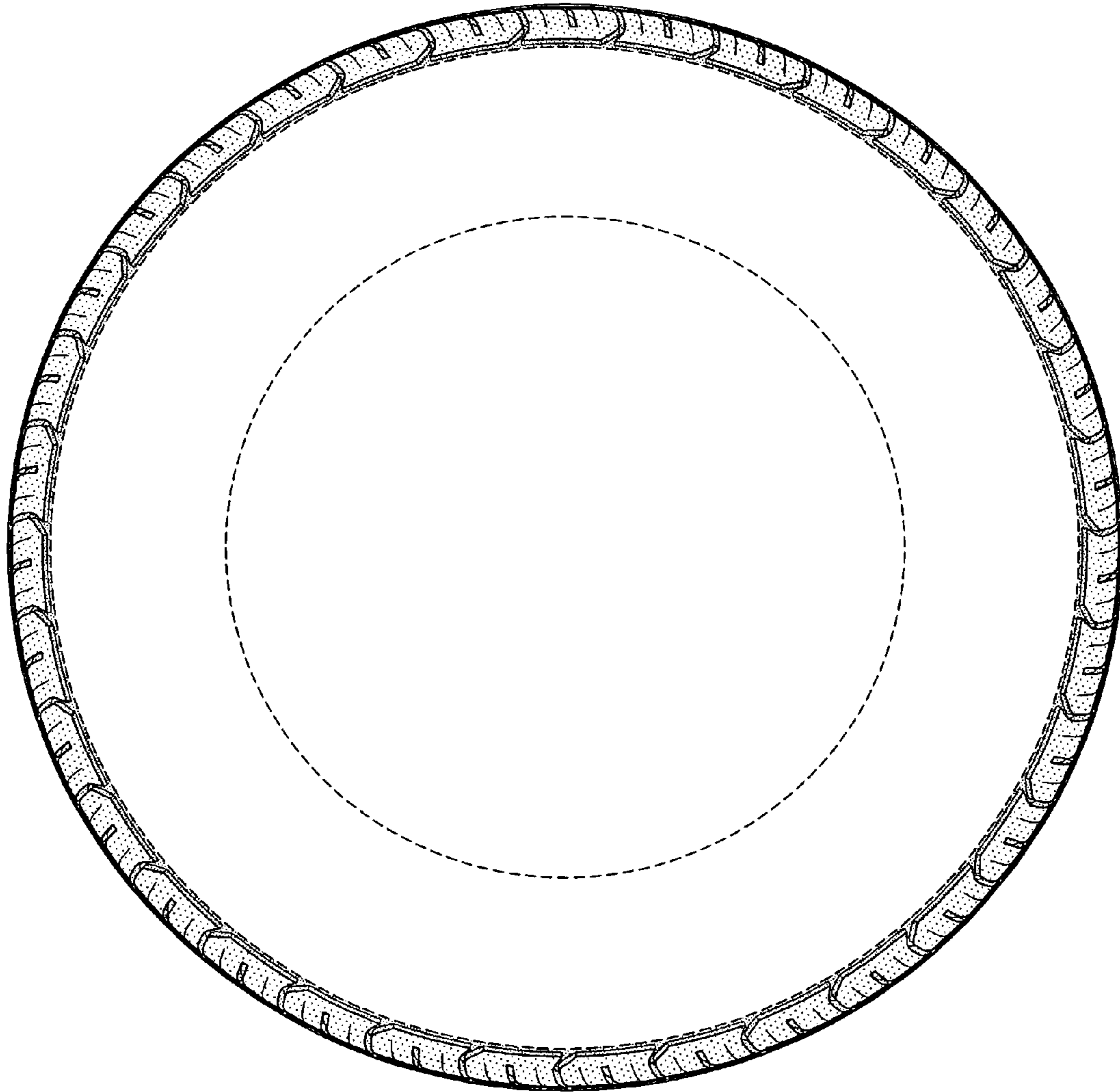


FIG-3

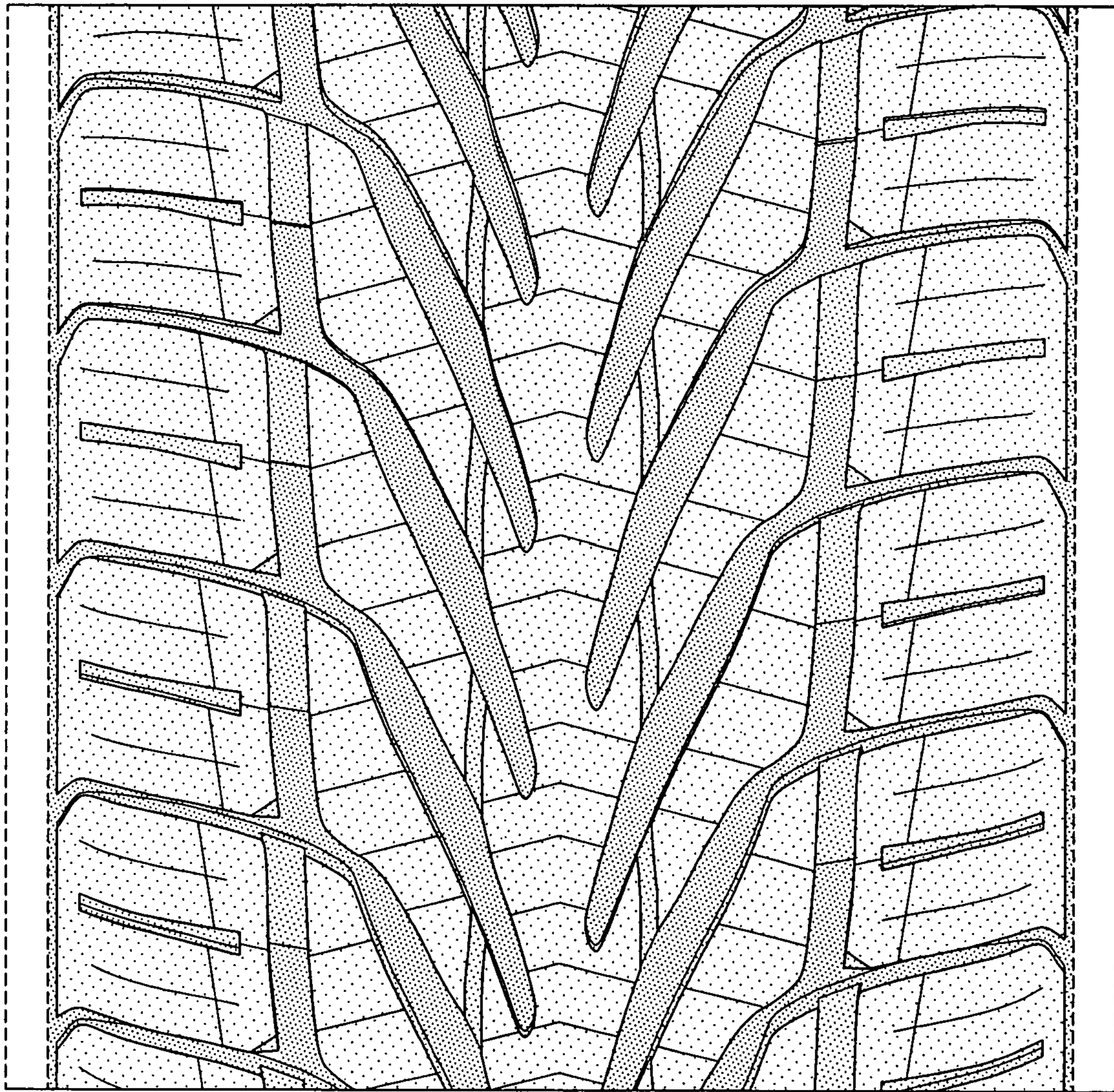


FIG-4