



US00D589419S

(12) **United States Design Patent**  
**Liu et al.**

(10) **Patent No.:** **US D589,419 S**  
(45) **Date of Patent:** **\*\* Mar. 31, 2009**

(54) **BRAKE FRICTION PAD**

(75) Inventors: **Weiming Liu**, Windsor (CA); **Rodney G. Silvey**, Cookeville, TN (US); **Jason Heath Mahan**, Lafayette, TN (US)

(73) Assignee: **Federal-Mogul World Wide, Inc.**, Southfield, MI (US)

(\*\*) Term: **14 Years**

(21) Appl. No.: **29/282,909**

(22) Filed: **Aug. 1, 2007**

(51) **LOC (9) Cl.** ..... **12-16**

(52) **U.S. Cl.** ..... **D12/180**

(58) **Field of Classification Search** ..... D12/180,  
D12/174, 400; D15/138-140; 72/339; 188/73.31-73.39,  
188/73.43, 73.45, 218 XL, 73.1, 250 B, 250 E,  
188/250 R, 251 R; 192/107 M, 107 R; 428/443;  
488/1.11 W, 1.11 R

See application file for complete search history.

(56) **References Cited**

**U.S. PATENT DOCUMENTS**

- 1,506,578 A \* 8/1924 Grandahl ..... 72/477
- 1,950,262 A \* 3/1934 Norton ..... 428/443
- D235,630 S 7/1975 Rath
- 4,056,174 A \* 11/1977 Wienand et al. .... 188/73.36
- 4,173,681 A 11/1979 Durrieu et al.
- 4,200,173 A 4/1980 Evans et al.
- 4,220,223 A 9/1980 Rinker et al.
- 4,290,508 A \* 9/1981 Baum ..... 188/73.38
- 4,428,463 A \* 1/1984 Burgdorf et al. .... 188/73.38
- D277,175 S \* 1/1985 Caplygin ..... D12/180
- 4,527,669 A \* 7/1985 Meyer et al. .... 188/73.38
- 4,705,146 A 11/1987 Tarter
- 4,823,920 A \* 4/1989 Evans ..... 188/73.34
- 4,993,520 A 2/1991 Goddard et al.
- 5,145,037 A 9/1992 Kobayashi et al.
- 5,413,194 A 5/1995 Kulis, Jr. et al.
- 5,443,133 A 8/1995 Dreilich et al.
- 5,456,339 A 10/1995 Zeng

- 5,535,859 A 7/1996 Zeng
- 5,561,895 A 10/1996 Clark
- 5,564,533 A 10/1996 Parsons
- 5,730,257 A 3/1998 Clark
- 5,799,754 A \* 9/1998 Kazuro et al. .... 188/1.11 W
- 5,875,873 A \* 3/1999 Kay et al. .... 188/73.38
- 6,032,767 A 3/2000 Roehling

(Continued)

**FOREIGN PATENT DOCUMENTS**

EP 0443360 A1 2/1991

(Continued)

**OTHER PUBLICATIONS**

Weiming Liu, Greg M. Vyletel, Jerry Li, "A Rapid Design Tool and Methodology for Reducing High Frequency Brake Squeal", SAE International 2006, Paper No. 2006-01-3205.

(Continued)

*Primary Examiner*—Philip S Hyder  
*Assistant Examiner*—Cynthia Underwood  
(74) *Attorney, Agent, or Firm*—Robert L. Stearns; Dickinson Wright PLLC.

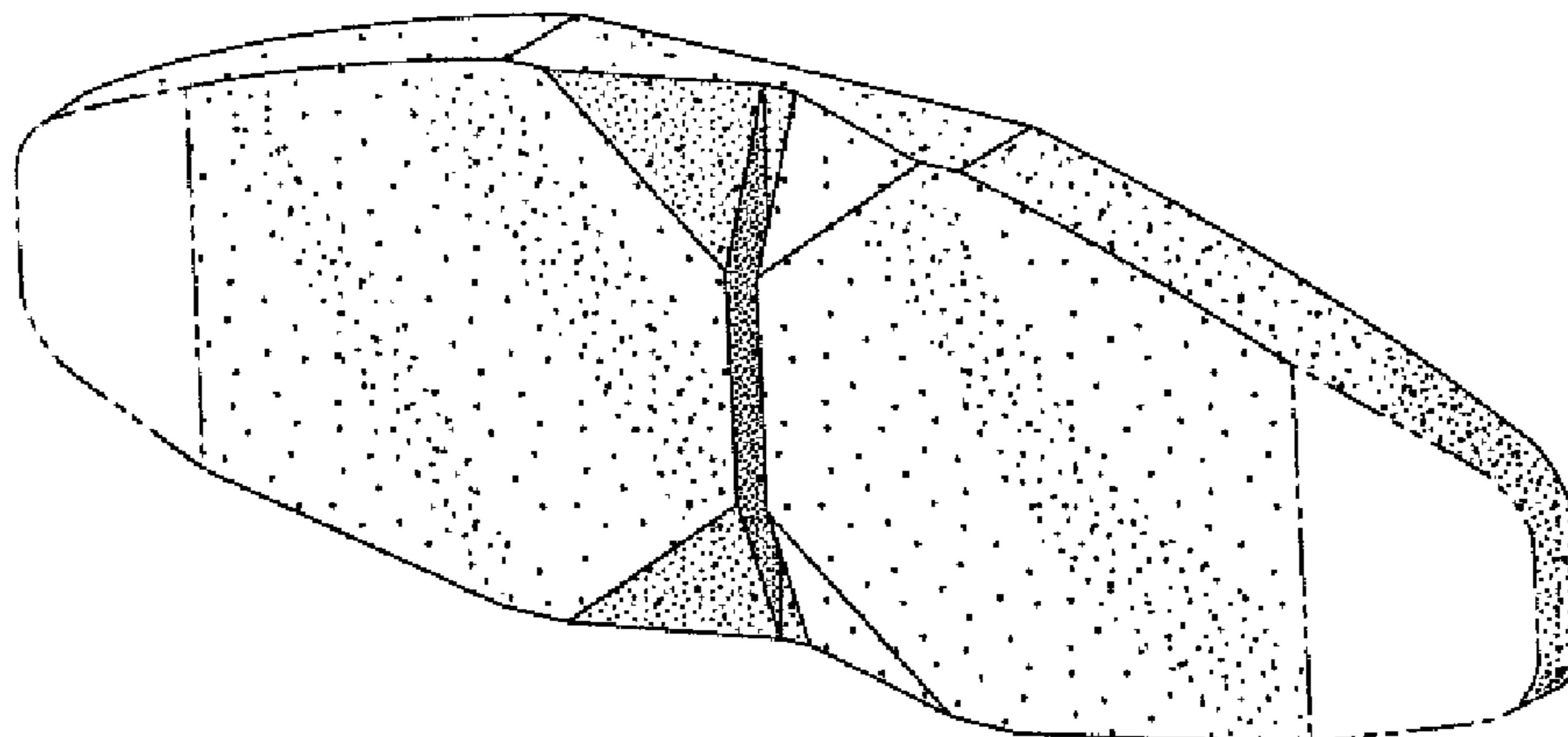
(57) **CLAIM**

The ornamental design for an brake friction pad, as shown and described.

**DESCRIPTION**

FIG. 1 is a perspective view of an brake friction pad;  
FIG. 2 is a front view thereof;  
FIG. 3 is a top view thereof;  
FIG. 4 is a bottom view thereof; and,  
FIG. 5 is a right side elevational view thereof, the left side elevational view being a mirror image of the right side elevational view.  
The broken line portions of the brake friction pad form no part of the claim.

**1 Claim, 2 Drawing Sheets**



# US D589,419 S

Page 2

## U.S. PATENT DOCUMENTS

6,142,263 A \* 11/2000 Lotfipour ..... 188/73.37  
6,283,258 B1 9/2001 Chen et al.  
6,382,027 B1 5/2002 Uhlig  
6,481,544 B2 11/2002 Brecht et al.  
6,843,128 B2 1/2005 Chen et al.  
D506,423 S 6/2005 Matsumoto  
D507,217 S \* 7/2005 Goldenberg et al. .... D12/180  
D507,773 S 7/2005 Ono  
7,111,709 B2 \* 9/2006 Baba ..... 188/73.37  
7,222,701 B2 \* 5/2007 Pham ..... 188/250 G  
7,234,573 B2 6/2007 Kurz et al.  
7,275,625 B2 10/2007 Oi et al.  
D576,089 S \* 9/2008 Jones ..... D12/180  
2003/0178266 A1 9/2003 Hulten et al.  
2004/0154885 A1 \* 8/2004 Gotti et al. .... 188/250 B  
2005/0023091 A1 2/2005 Ol et al.  
2007/0039789 A1 2/2007 Sano  
2008/0011562 A1 \* 1/2008 Hilbrandt ..... 188/250 B  
2008/0190712 A1 \* 8/2008 Hagberg ..... 188/1.11 L  
2008/0251326 A1 \* 10/2008 Lundskog ..... 188/1.11 W  
2008/0264738 A1 \* 10/2008 Reeves ..... 188/72.5

## FOREIGN PATENT DOCUMENTS

FR 2482687 11/1981  
FR 2555271 A3 11/1984

GB 2216066 A 10/1989  
GB 2277968 A 11/1994  
JP 01224531 A 9/1989  
JP 05141455 A 6/1993  
JP 05164158 A 6/1993  
JP 06159406 A 6/1994  
WO WO9113268 9/1991

## OTHER PUBLICATIONS

Assembly Drawing for: FMSI 7530A-D650, Automotive Data Book Bulletin #2-941 Nov. 30, 1994, Friction Material Standards Institute, Madison, CT.  
Drawing#7530A Outer, Automotive Data Book Bulletin #2-941 Nov. 30, 1994, Friction Material Standards Institute, Madison, CT.  
Drawing#7530A Inner, Automotive Data Book Bulletin #2-941 Nov. 30, 1994, Friction Material Standards Institute, Madison, CT.  
Shoe FMS D650 Inner, Automotive Data Book Bulletin #2-941 Nov. 30, 1994, Friction Material Standards Institute, Madison, CT.  
Shoe FMS D650 Outer, Automotive Data Book Bulletin #2-941 Nov. 30, 1994, Friction Material Standards Institute, Madison, CT.  
FMSI 7488 Inner, Automotive Data Book Bulletin #5-921 Mar. 26, 1993, Friction Material Standards Institute, , Madison, CT.  
Drawing No. 42-1243-000 Sheet 1, Integrally Molded Disc Brake Assembly, from Friction Products, Winchester VA, Dated May 24, 1995.

\* cited by examiner

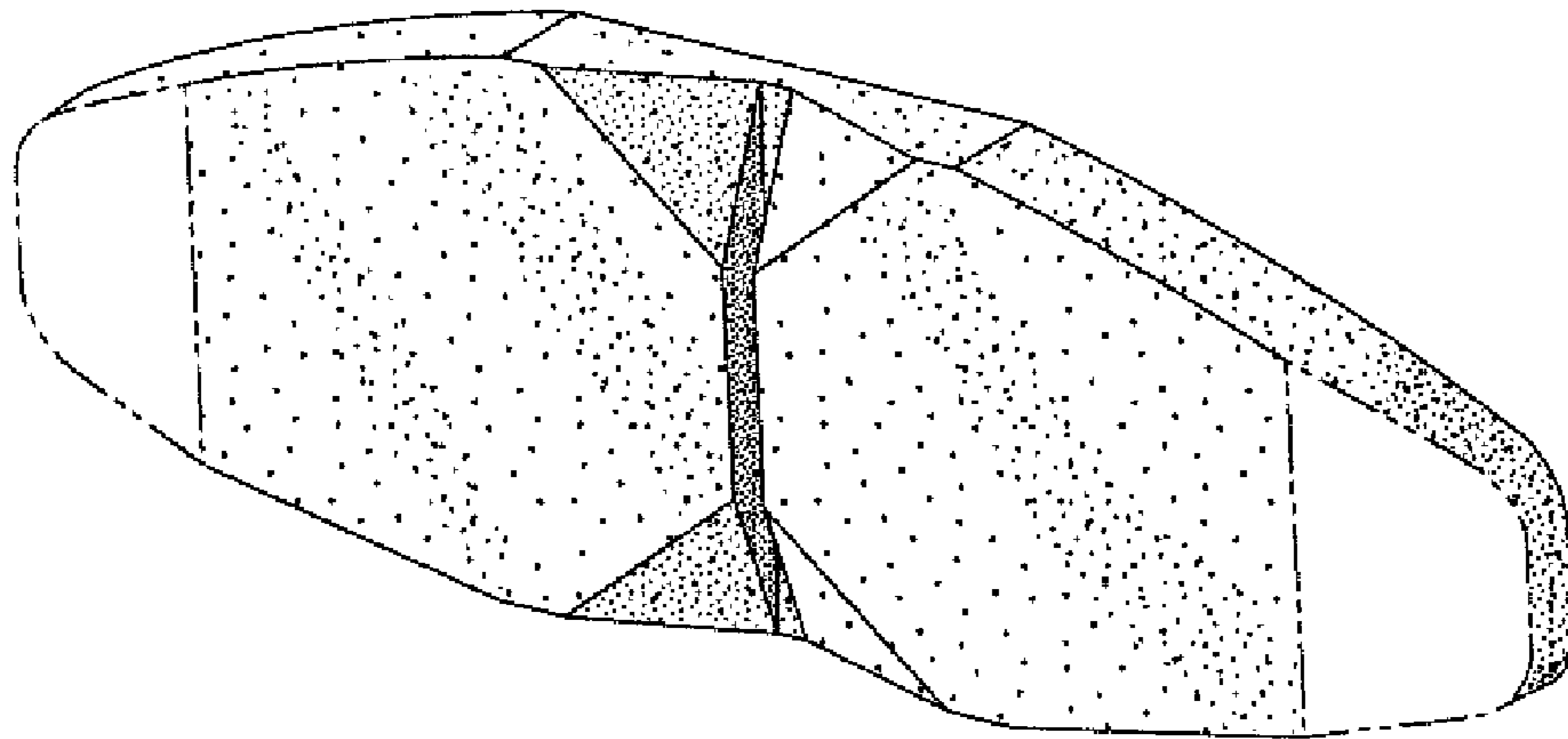


Fig. 1

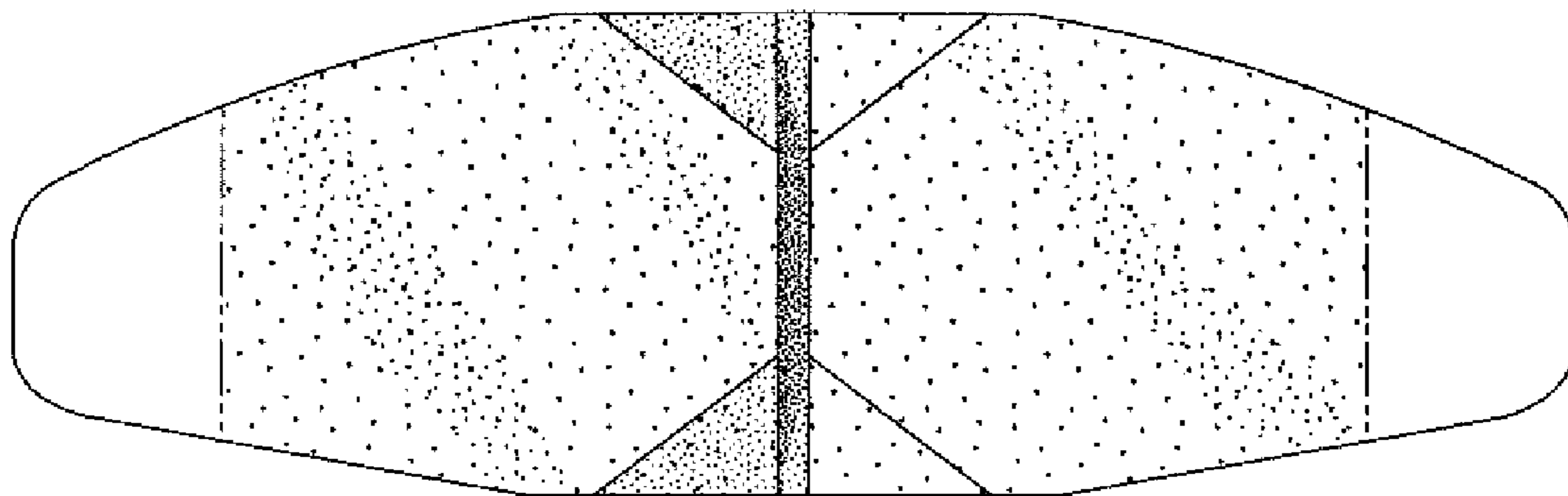


Fig. 2

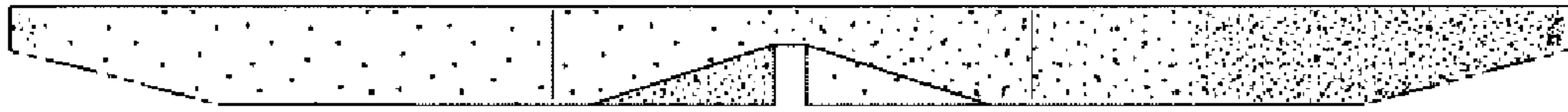


Fig. 3



Fig. 4



Fig. 5