



US00D589413S

(12) **United States Design Patent**  
**Pfeiffer**

(10) **Patent No.:** **US D589,413 S**  
(45) **Date of Patent:** **\*\* Mar. 31, 2009**

(54) **SURFACE CONFIGURATION OF A  
RADIATOR GRILL FOR A VEHICLE**

(75) Inventor: **Peter Pfeiffer**, Boeblingen (DE)

(73) Assignee: **Daimler AG**, Stuttgart (DE)

(\*\*) Term: **14 Years**

(21) Appl. No.: **29/262,751**

(22) Filed: **Jul. 12, 2006**

(30) **Foreign Application Priority Data**

Jan. 13, 2006 (DE) ..... 40600164

(51) **LOC (9) Cl.** ..... **12-16**

(52) **U.S. Cl.** ..... **D12/163**

(58) **Field of Classification Search** ..... D12/163,  
D12/196, 171, 169, 216, 90-92, 86; 180/68.1,  
180/68.6; 296/193.11

See application file for complete search history.

(56) **References Cited**

**U.S. PATENT DOCUMENTS**

D429,196 S \* 8/2000 Sacco et al. .... D12/163  
D475,329 S \* 6/2003 Okumoto et al. .... D12/163  
D519,426 S \* 4/2006 Ikeda ..... D12/163  
D526,253 S \* 8/2006 Oda ..... D12/163  
D537,760 S \* 3/2007 Pfeiffer ..... D12/163  
D545,727 S \* 7/2007 Pfeiffer ..... D12/163

**FOREIGN PATENT DOCUMENTS**

DE 40406800.6 12/2004

\* cited by examiner

*Primary Examiner*—Melody N Brown

(74) *Attorney, Agent, or Firm*—Crowell & Moring LLP

(57) **CLAIM**

The ornamental design for a surface configuration of a radiator grill for a vehicle, as shown and described.

**DESCRIPTION**

This application is related to the following co-pending applications, of the inventor:

Application Ser. No. 29/231,135, entitled “Surface Configuration of a Radiator Grill for a Vehicle”;

Application Ser. No. 29/262,750, entitled “Surface Configuration of a Vehicle, Toy, and/or Other Replicas”; and

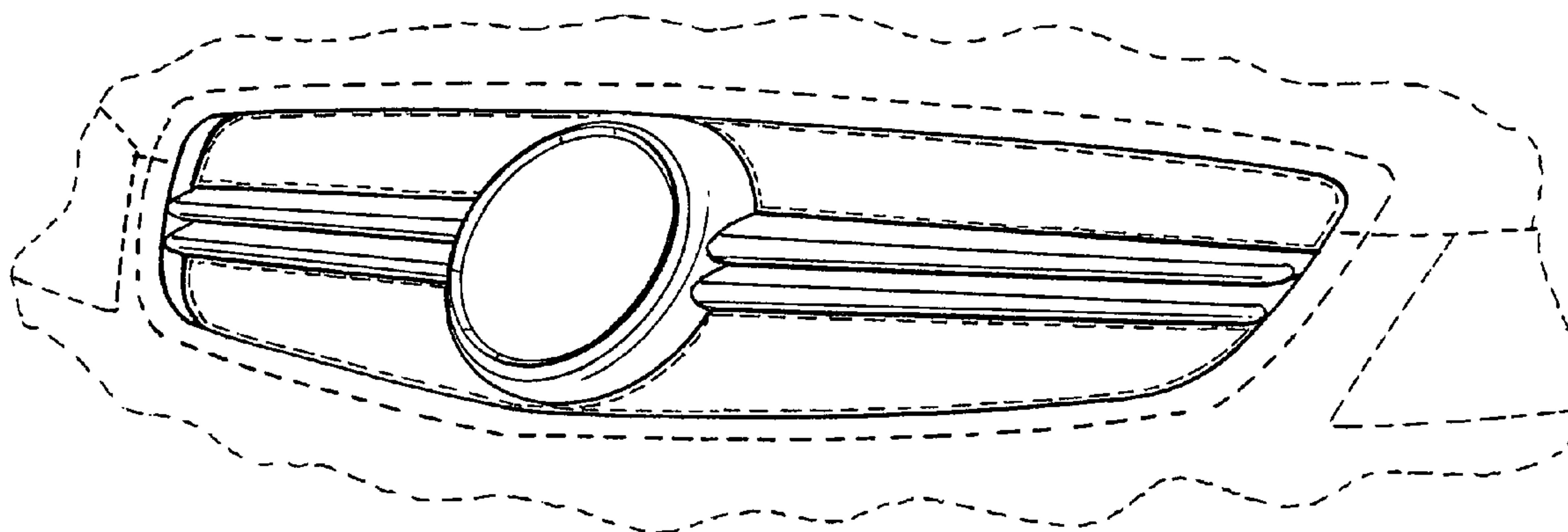
Application Ser. No. 29/262,792, entitled “Surface Configuration of a Front Portion of a Vehicle, Toy, and/or Other Replicas”.

FIG. 1 is a right, front perspective view of a surface configuration of a radiator grill for a vehicle according to my novel design, the left, front perspective view being mirror symmetrical; and,

FIG. 2 is a front view thereof.

The broken lines are for illustrative purposes only and form no part of the claimed design.

**1 Claim, 1 Drawing Sheet**



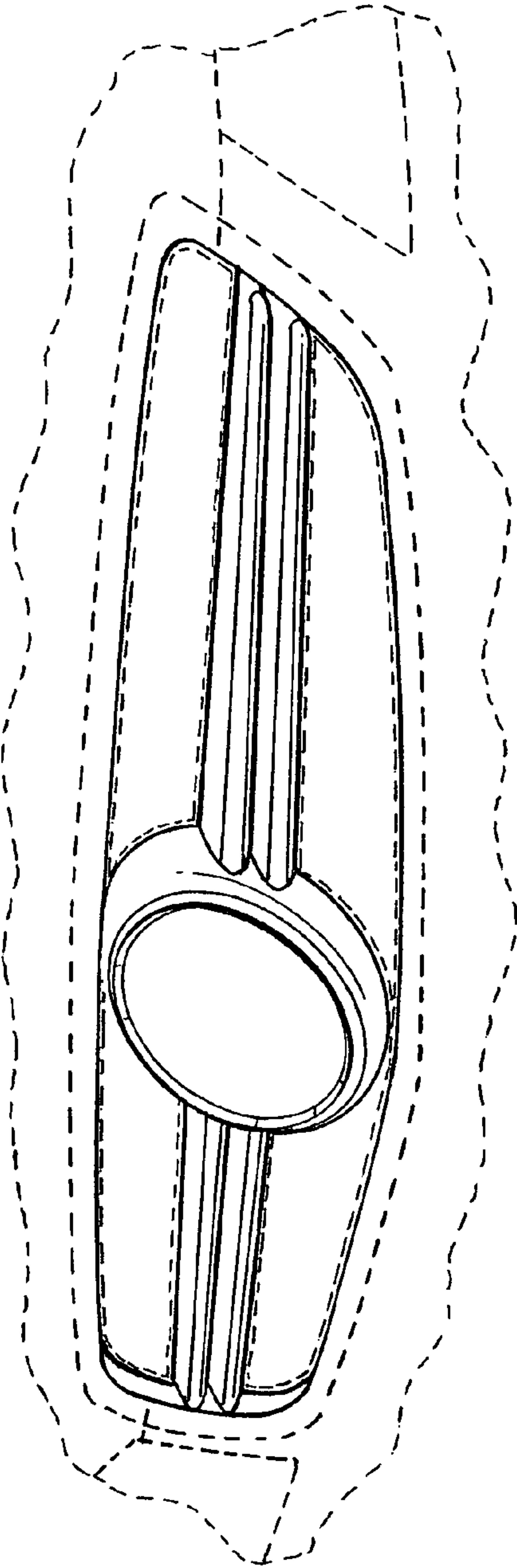


FIG. 1

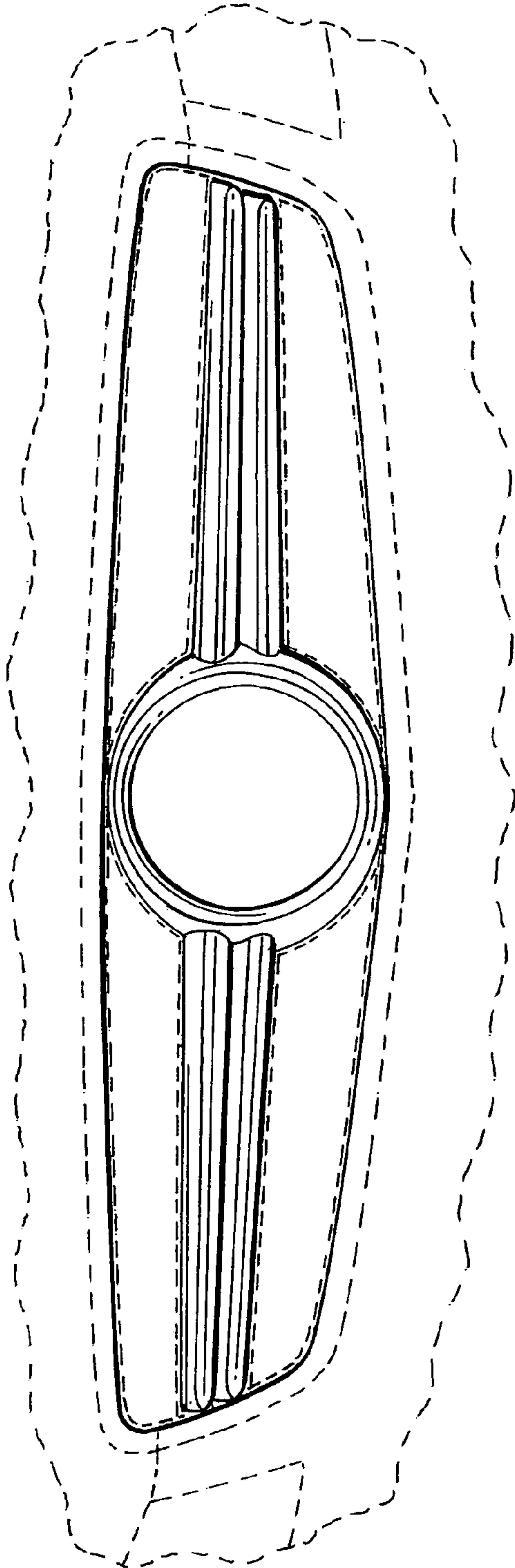


FIG. 2