



US00D589409S

(12) **United States Design Patent**
Toyoshima

(10) **Patent No.:** **US D589,409 S**
(45) **Date of Patent:** **** Mar. 31, 2009**

(54) **CHAIN GUARD**

(75) Inventor: **Hirohisa Toyoshima**, Osaka (JP)

(73) Assignee: **Shimano Inc.**, Osaka (JP)

(**) Term: **14 Years**

(21) Appl. No.: **29/304,751**

(22) Filed: **Mar. 7, 2008**

(30) **Foreign Application Priority Data**

Nov. 2, 2007 (EM) 000827720

(51) **LOC (9) Cl.** **12-11**

(52) **U.S. Cl.** **D12/127; D12/123**

(58) **Field of Classification Search** D12/111,
D12/123, 126, 127, 122, 124; 474/151, 152,
474/155-158, 160-162, 144, 164; 74/594.1-594.4,
74/608; 280/304.3, 288.4, 259, 260

See application file for complete search history.

(56) **References Cited**

U.S. PATENT DOCUMENTS

4,475,894 A * 10/1984 Sugino 474/144
4,487,424 A * 12/1984 Ellis 280/304.3
5,003,840 A * 4/1991 Hinschlager 74/594.2
D326,833 S * 6/1992 Beiser D12/127
6,475,110 B1 * 11/2002 Yamanaka 474/152

* cited by examiner

Primary Examiner—Ian Simmons
Assistant Examiner—Linda Brooks

(74) *Attorney, Agent, or Firm*—Global IP Counselors, LLP

(57) **CLAIM**

The ornamental design for a chain guard, as shown and described.

DESCRIPTION

FIG. 1 is an outside (front) perspective view of a chain guard installed on a front chain wheel in accordance with my new design;

FIG. 2 is an outside (front) elevational view of the chain guard in accordance with my new design;

FIG. 3 is an inside (back) elevational view of the chain guard in accordance with my new design;

FIG. 4 is a top plan view of the chain guard in accordance with my new design;

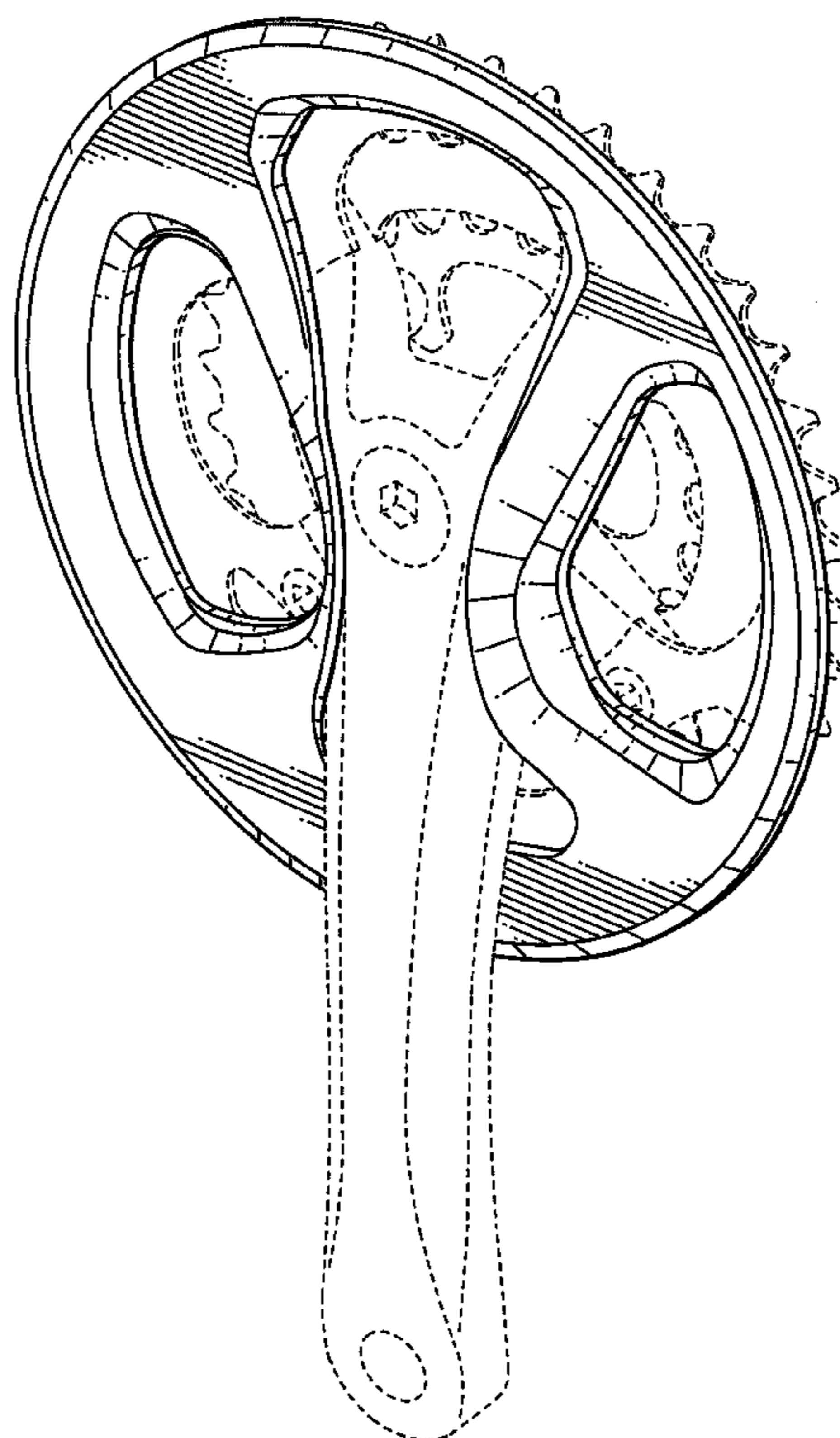
FIG. 5 is a bottom plan view of the chain guard in accordance with my new design;

FIG. 6 is a left side elevational view of the chain guard in accordance with my new design; and,

FIG. 7 is a right side elevational view of the chain guard in accordance with my new design.

The broken line showing of environment (front chain wheel) in FIG. 1 is for illustrative purposes only and forms no part of the claimed design.

1 Claim, 4 Drawing Sheets



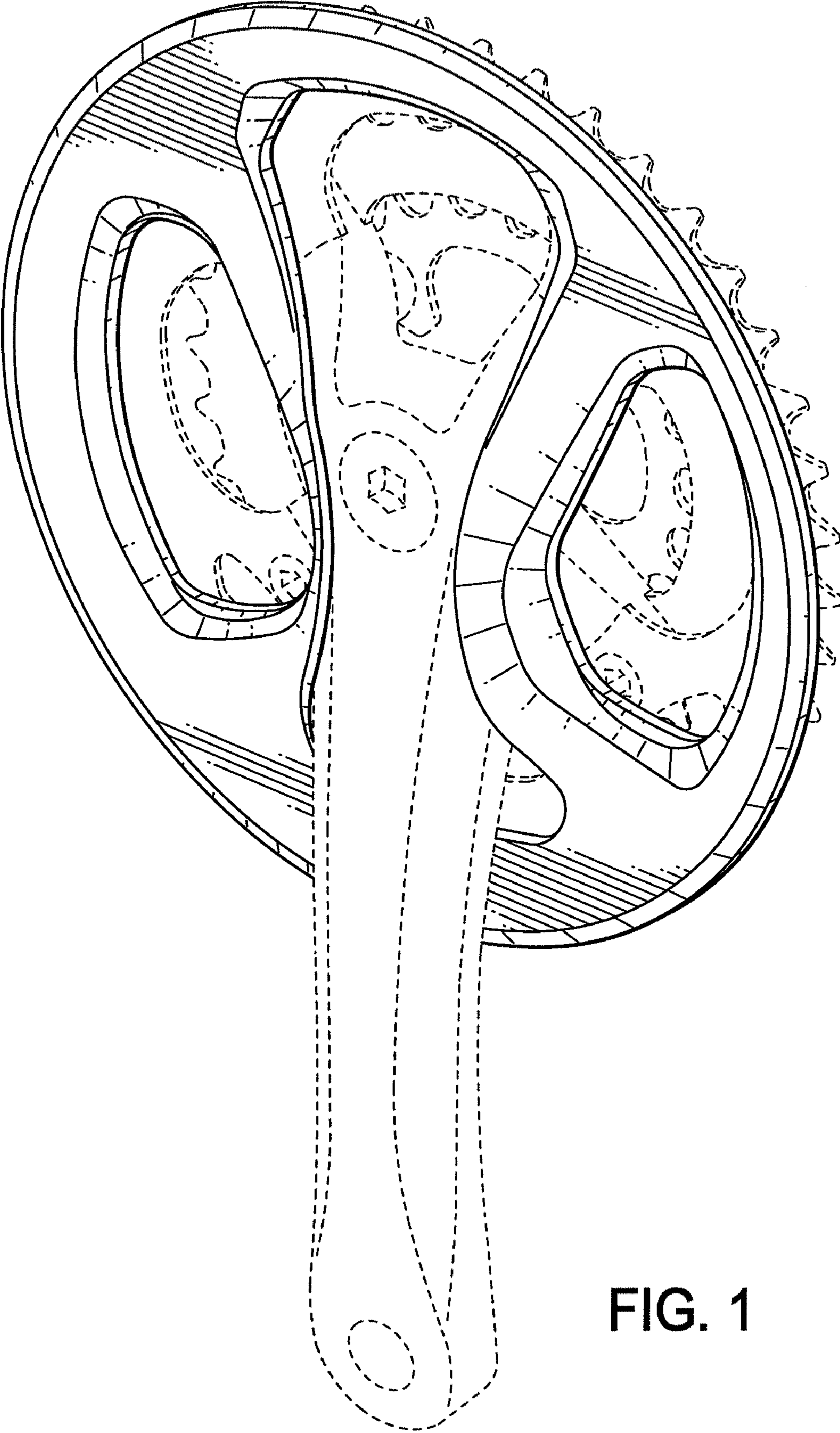


FIG. 1

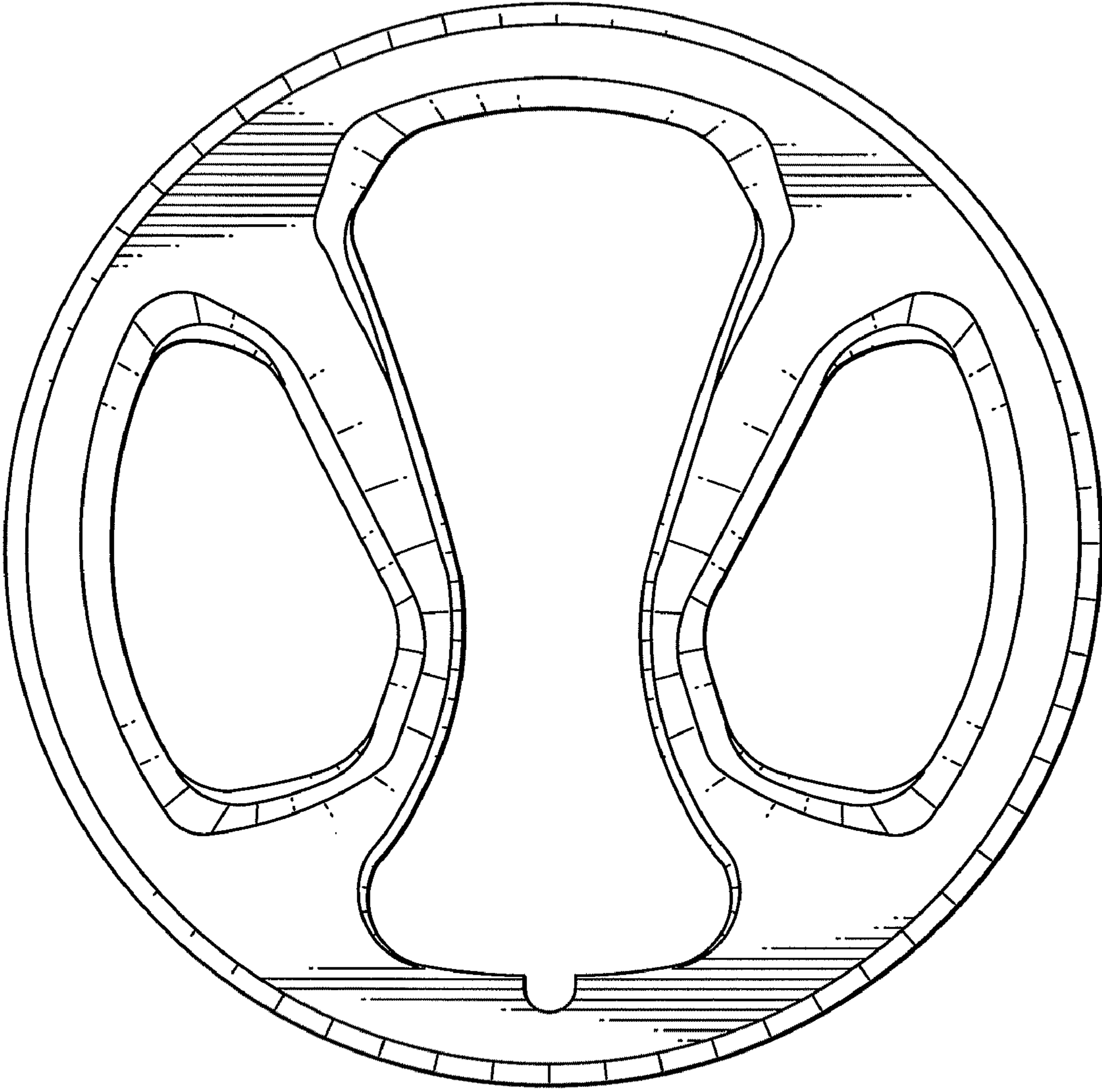


FIG. 2

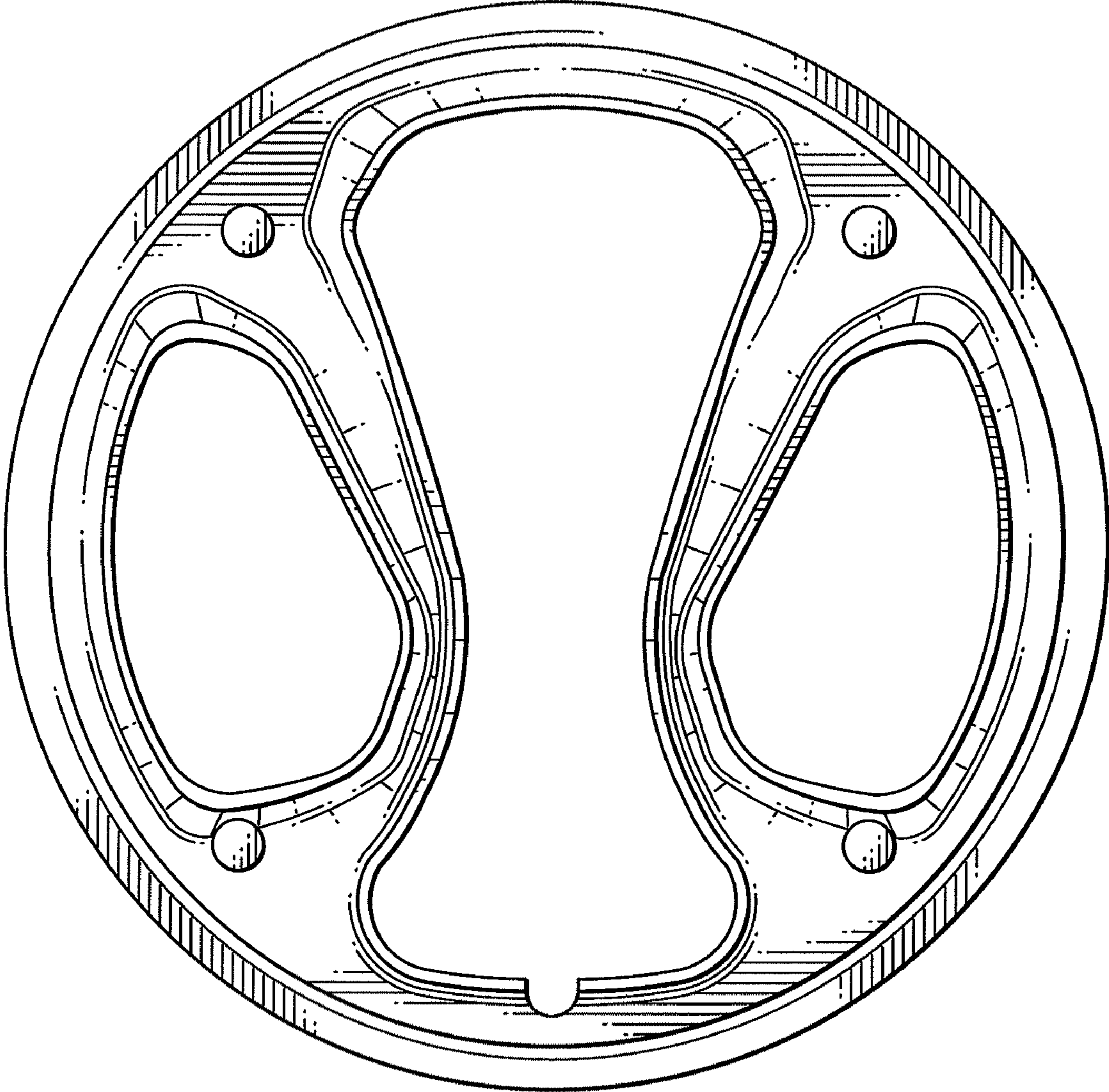


FIG. 3




FIG. 4

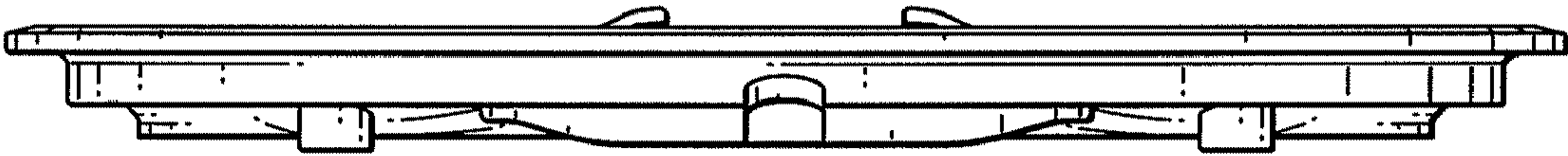


FIG. 5



FIG. 6




FIG. 7