



US00D589408S

(12) **United States Design Patent**  
**Lindloff**

(10) **Patent No.:** **US D589,408 S**  
(45) **Date of Patent:** **\*\* Mar. 31, 2009**

(54) **FLOORBOARD COVER**

(75) Inventor: **Christopher D. Lindloff**, New  
Richmond, WI (US)

(73) Assignee: **Kuryakyn Holdings, Inc.**, Somerset, WI  
(US)

(\*\*) Term: **14 Years**

(21) Appl. No.: **29/301,122**

(22) Filed: **Feb. 11, 2008**

(51) **LOC (9) Cl.** ..... **12-11**

(52) **U.S. Cl.** ..... **D12/114**

(58) **Field of Classification Search** ..... D12/110,  
D12/203, 125, 114, 122, 126; 74/564, 478,  
74/512, 560, 478.5; 280/288.4, 291, 304.4,  
280/163, 169, 164.1; 180/219, 90.6; 296/75  
See application file for complete search history.

(56) **References Cited**

**U.S. PATENT DOCUMENTS**

D484,830 S 1/2004 Price  
D494,515 S 8/2004 DeBerti  
D534,408 S 1/2007 Sultan

**OTHER PUBLICATIONS**

Drag Specialties 2004 FatBook. Chrome Designer Floorboards on p. 833.\*

\* cited by examiner

*Primary Examiner*—Robin V Webster

*Assistant Examiner*—Linda Brooks

(74) *Attorney, Agent, or Firm*—Dicke, Billig & Czaja PLLC

(57) **CLAIM**

The ornamental design for a floorboard cover, as shown and described.

**DESCRIPTION**

FIG. 1 is a perspective view of a floorboard cover of the present invention.

FIG. 2 is a top side plan view thereof.

FIG. 3 is a bottom side plan view thereof.

FIG. 4 is a left side elevation view thereof.

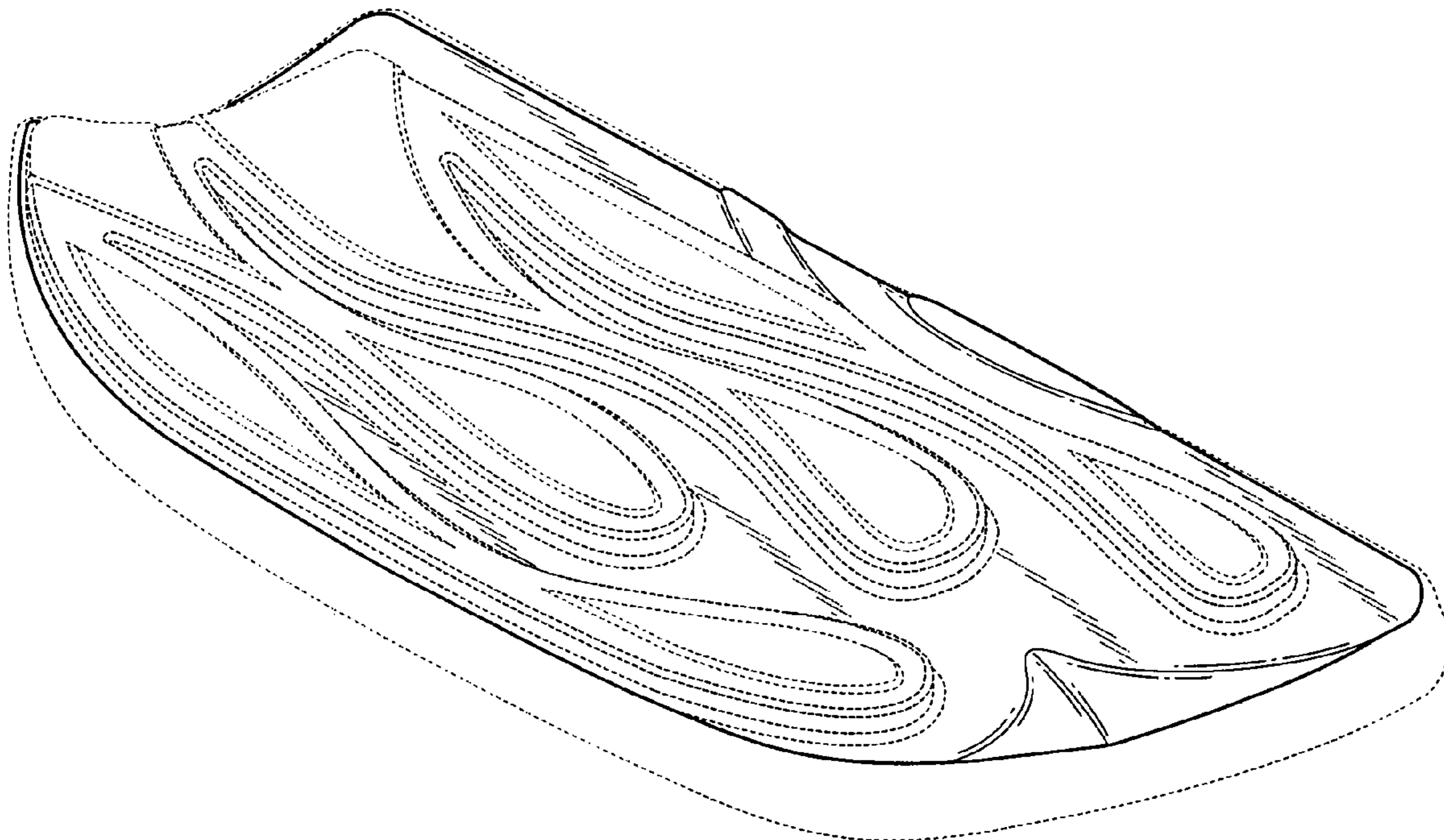
FIG. 5 is a right side elevation view thereof.


FIG. 6 is a rear end elevation view thereof; and,

FIG. 7 is a front end elevation view thereof.

Those portions of the floorboard cover shown in broken lines form no part of the claimed design.

**1 Claim, 5 Drawing Sheets**





**Fig. 1**

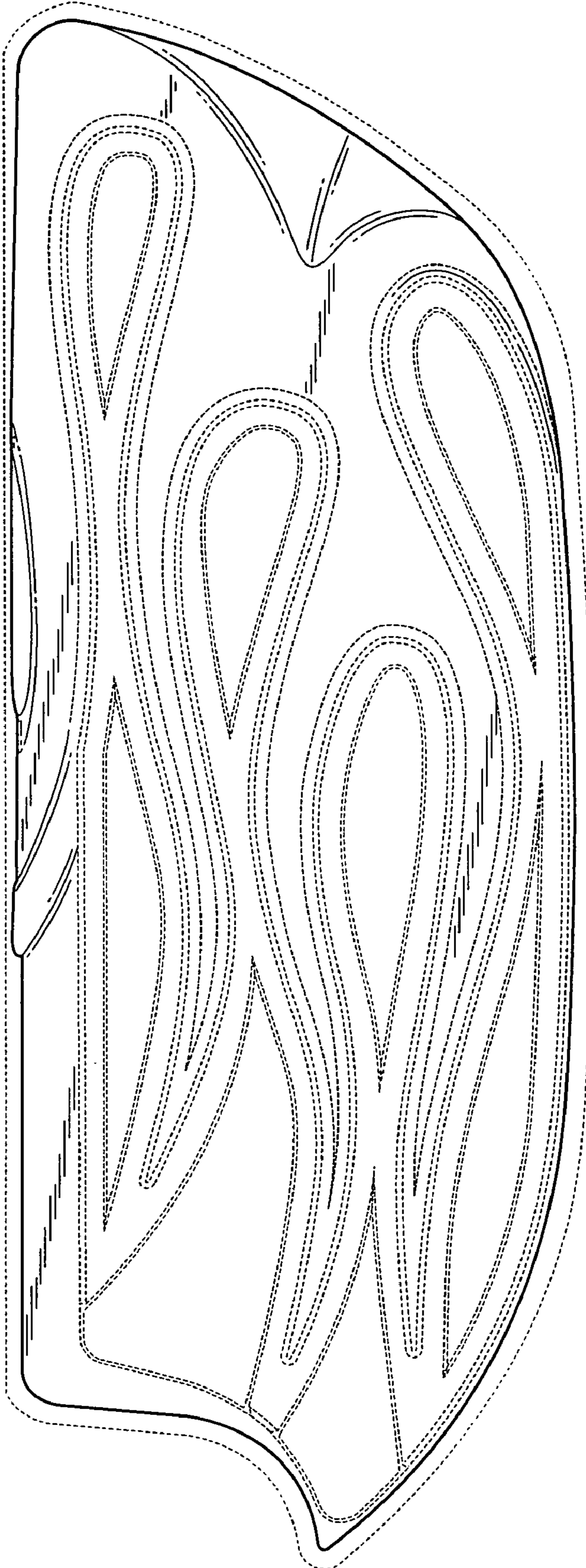



Fig. 2





**Fig. 3**




Fig. 4


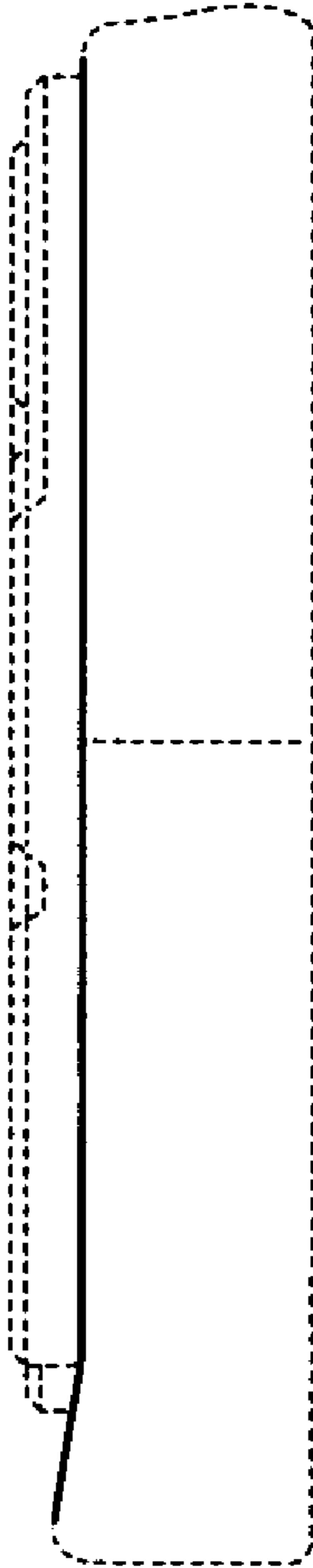



Fig. 5



**Fig. 6**



**Fig. 7**