



US00D589400S

(12) **United States Design Patent**  
**Bischoff et al.**

(10) **Patent No.:** **US D589,400 S**  
(45) **Date of Patent:** **\*\* Mar. 31, 2009**

(54) **VEHICLE**

D554,562 S \* 11/2007 Adams et al. .... D12/91  
D559,737 S \* 1/2008 Bischoff et al. .... D12/91

(75) Inventors: **Klaus Bischoff**, Evessen (DE); **Karl Neuhold**, Wolfsburg (DE); **Frank Starz**, Wiesbaden (DE)

\* cited by examiner

*Primary Examiner*—Melody N Brown

(74) *Attorney, Agent, or Firm*—Lucas & Mercanti, LLP

(73) Assignee: **Volkswagen AG**, Wolfsburg (DE)

(57) **CLAIM**

(\*\*) Term: **14 Years**

The ornamental design for a vehicle, as shown and described.

(21) Appl. No.: **29/307,840**

**DESCRIPTION**

(22) Filed: **May 14, 2008**

FIG. 1 is a front, right side perspective view of the vehicle of the present invention;

(30) **Foreign Application Priority Data**

Nov. 23, 2007 (EM) ..... 831243

FIG. 2 is a front, left side perspective view thereof;

(51) **LOC (9) Cl.** ..... **12-08**

FIG. 3 is a rear, right side perspective view thereof;

(52) **U.S. Cl.** ..... **D12/91**

FIG. 4 is a rear, left side perspective view thereof;

(58) **Field of Classification Search** ..... D12/86,  
D12/90-92; 296/181.1, 181.5

FIG. 5 is right side view thereof;

See application file for complete search history.

FIG. 6 is a left side view thereof;

FIG. 7 is a front view thereof;

(56) **References Cited**

**U.S. PATENT DOCUMENTS**

D464,914 S \* 10/2002 Warkuss et al. .... D12/91

D552,511 S \* 10/2007 Dekena et al. .... D12/91

FIG. 8 is a rear view thereof;

FIG. 9 is a top view thereof; and,

FIG. 10 is a bottom view thereof.

**1 Claim, 10 Drawing Sheets**








Fig. 1





Fig. 2



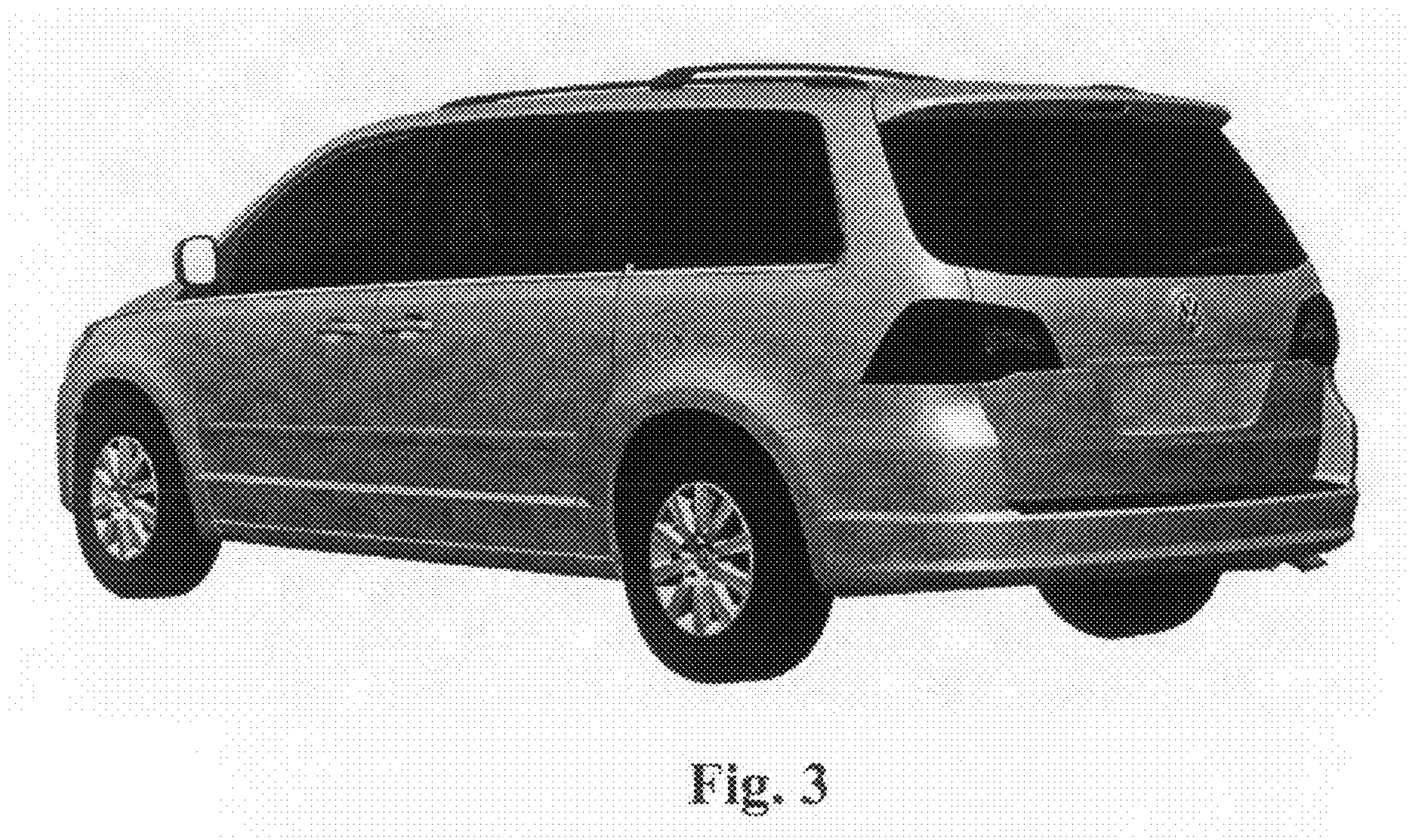


Fig. 3





Fig. 4






Fig. 5




Fig. 6






Fig. 7






Fig. 8



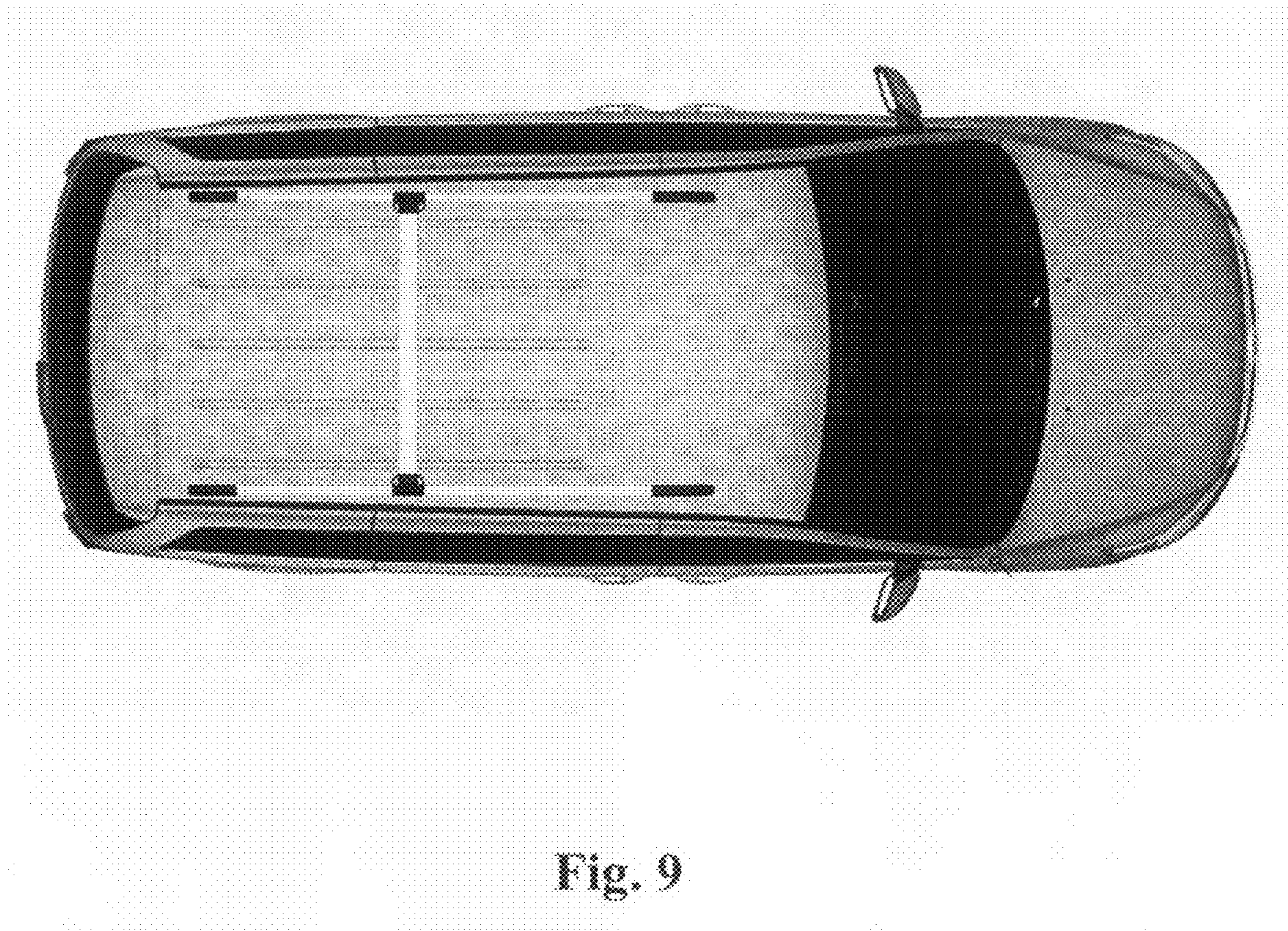


Fig. 9



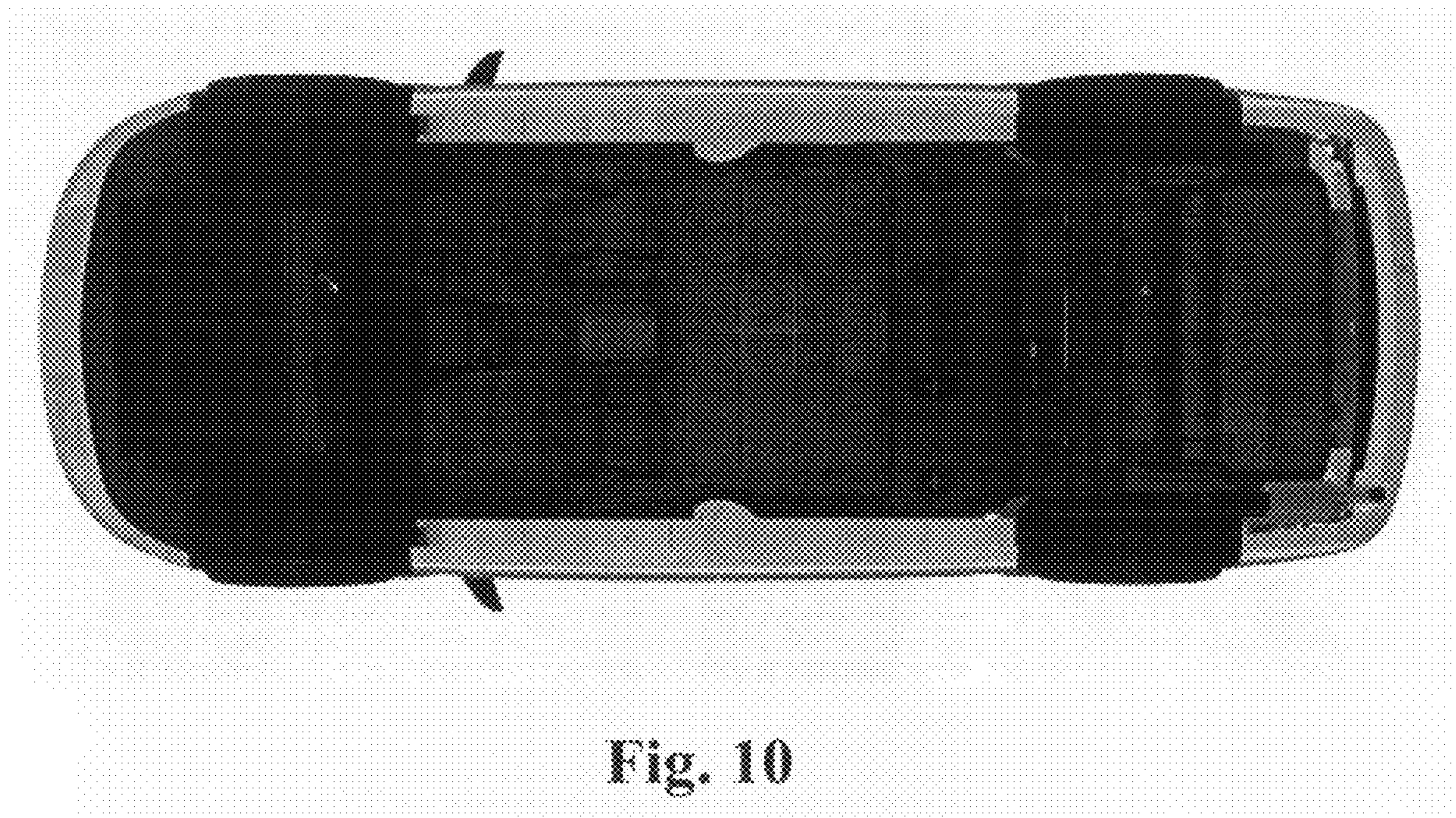


Fig. 10