



US00D589381S

(12) **United States Design Patent**  
**Gretton**

(10) **Patent No.:** **US D589,381 S**

(45) **Date of Patent:** **\*\* Mar. 31, 2009**

(54) **NAVIGATION SYSTEM**

(75) **Inventor:** **Mark Gretton**, London (GB)

(73) **Assignee:** **Tom Tom International BV**,  
Amsterdam (NL)

(\*\*) **Term:** **14 Years**

(21) **Appl. No.:** **29/283,545**

(22) **Filed:** **Aug. 16, 2007**

(51) **LOC (9) Cl.** ..... **10-04**

(52) **U.S. Cl.** ..... **D10/65**

(58) **Field of Classification Search** ..... D10/65,  
D10/80; D14/347; 342/351, 419, 457, 357.06-357.13;  
343/702; 345/87, 104, 133, 156, 168, 173,  
345/901-905; 348/184, 315, 739; 364/444,  
364/499; 701/214, 206-209, 213

See application file for complete search history.

(56) **References Cited**

**U.S. PATENT DOCUMENTS**

D543,876 S	*	6/2007	Kalis et al.	.....	D10/65
D544,381 S	*	6/2007	Lammers-Meis et al.	....	D10/65
D552,494 S	*	10/2007	Hunt	.....	D10/65
D557,151 S	*	12/2007	Clift	.....	D10/65

\* cited by examiner

*Primary Examiner*—Antoine D Davis

(74) *Attorney, Agent, or Firm*—Robert L. Epstein; Epstein  
Drangel Bazerman & James, LLP


(57) **CLAIM**

The ornamental design for a navigation system, as shown and  
described.

**DESCRIPTION**

FIG. 1 is a left-side elevation view of my invention;  
 FIG. 2 is a top elevation view of my invention;  
 FIG. 3 is a front elevation view of my invention;  
 FIG. 4 is a right-side elevation view of my invention;  
 FIG. 5 is a back elevation view of my invention;  
 FIG. 6 is a left-side elevation view of my invention;  
 FIG. 7 is a top elevation view of my invention;  
 FIG. 8 is a front elevation view of my invention;  
 FIG. 9 is a right-side elevation view of my invention;  
 FIG. 10 is a back elevation view of my invention;  
 FIG. 11 is an isometric view showing the front, top and one  
 side of my invention in a cradle; and,  
 FIG. 12 is an isometric view showing the front, top and one  
 side of my invention.

**1 Claim, 4 Drawing Sheets**






Fig. 2




Fig. 1




Fig. 4




Fig. 3




Fig. 5




Fig. 7




Fig. 6




Fig. 8




Fig. 9




Fig. 10




FIG. 11




Fig. 12